



Regina Miracle

維珍妮國際(控股)有限公司
Regina Miracle International (Holdings) Limited

(Incorporated in the Cayman Islands with limited liability)
(於開曼群島註冊成立的有限公司)

Stock Code 股份代號: 2199

2020/21 ANNUAL REPORT
年度報告

ABOUT US

關於我們

Founded in Hong Kong in 1998, Regina Miracle International (Holdings) Limited (“**Regina Miracle**” or the “**Company**”) and its subsidiaries (collectively, the “**Group**”) is a global leader in the intimate wear manufacturing industry. Adopting the innovative design manufacturer (“**IDM**”) business model, Regina Miracle offers its world-renowned brand partners diverse intimate wear and functional sports products, including bras, sports bras, panties, shapewear, bra pads, functional sports apparel and footwear. The Group has two strategic strongholds – its research and development (“**R&D**”) and production base in Shenzhen, China and, since the Group expanded production capacity in 2016, Vietnam has become its important production base.

維珍妮國際(控股)有限公司(「**維珍妮**」或「**本公司**」)及其附屬公司(統稱「**本集團**」)於1998年在香港創立，是全球領先的貼身內衣製造商。透過採用創新設計製造(「**IDM**」)業務模式，維珍妮為國際知名品牌夥伴提供多種貼身內衣及功能運動類產品，包括胸圍、運動胸圍、內褲、塑身內衣、胸杯、功能運動服裝及鞋履產品等。本集團擁有兩大策略據點－中國深圳的研發(「**研發**」)及生產基地，以及越南自本集團於2016年擴產後成為重要的生產基地。

CONTENTS

目錄

Corporate information	2	公司資料
Financial highlights	5	財務概要
Chairman's statement	6	主席報告
Management discussion and analysis	12	管理層討論及分析
Profile of directors, senior management and company secretary	31	董事、高級管理層及公司秘書的履歷
Report of the directors	40	董事會報告
Corporate governance report	58	企業管治報告
Environmental, Social and Governance Report	75	環境、社會及管治報告
Independent auditor's report	158	獨立核數師報告
Consolidated income statement	165	綜合損益表
Consolidated statement of comprehensive income	166	綜合全面收益表
Consolidated balance sheet	167	綜合資產負債表
Consolidated statement of changes in equity	169	綜合權益變動表
Consolidated statement of cash flows	170	綜合現金流量表
Notes to the consolidated financial statements	172	綜合財務報表附註
Financial information summary	252	財務資料概要

CORPORATE INFORMATION

公司資料



BOARD OF DIRECTORS

Executive Directors

Mr. HUNG Yau Lit (also known as YY Hung)
(*Chairman and Chief Executive Officer*)
Mr. YIU Kar Chun Antony (*Chief Financial Officer*)
Mr. LIU Zhenqiang
Mr. CHEN Zhiping (*Chief Operating Officer*)
Ms. SZE Shui Ling

Independent Non-executive Directors

Dr. OR Ching Fai
Mrs. TO WONG Wing Yue Annie
Ms. TAM Laiman

BOARD COMMITTEES

Audit Committee

Dr. OR Ching Fai (*Chairman*)
Mrs. TO WONG Wing Yue Annie
Ms. TAM Laiman

Remuneration Committee

Mrs. TO WONG Wing Yue Annie (*Chairman*)
Mr. HUNG Yau Lit (also known as YY Hung)
Ms. TAM Laiman

Nomination Committee

Mr. HUNG Yau Lit (also known as YY Hung) (*Chairman*)
Mrs. TO WONG Wing Yue Annie
Ms. TAM Laiman

AUTHORISED REPRESENTATIVES

Mr. YIU Kar Chun Antony
Mr. LAW Kwan Chuen

COMPANY SECRETARY

Mr. LAW Kwan Chuen

AUDITOR

PricewaterhouseCoopers
Certified Public Accountants
Registered Public Interest Entity Auditor
22/F, Prince's Building
Central
Hong Kong

REGISTERED OFFICE

Cricket Square
Hutchins Drive
P.O. Box 2681
Grand Cayman KY1-1111
Cayman Islands

董事會

執行董事

洪游歷(又名洪游奕)先生
(*主席兼首席執行官*)
姚嘉駿先生(*首席財務官*)
劉震強先生
陳志平先生(*首席營運官*)
施穗玲女士

獨立非執行董事

柯清輝博士
陶王永愉女士
譚麗文女士

董事委員會

審核委員會

柯清輝博士(*主席*)
陶王永愉女士
譚麗文女士

薪酬委員會

陶王永愉女士(*主席*)
洪游歷(又名洪游奕)先生
譚麗文女士

提名委員會

洪游歷(又名洪游奕)先生(*主席*)
陶王永愉女士
譚麗文女士

授權代表

姚嘉駿先生
羅鈞全先生

公司秘書

羅鈞全先生

核數師

羅兵咸永道會計師事務所
執業會計師
註冊公眾利益實體核數師
香港
中環
太子大廈22樓

註冊辦事處

Cricket Square
Hutchins Drive
P.O. Box 2681
Grand Cayman KY1-1111
Cayman Islands

CORPORATE INFORMATION

公司資料

PRINCIPAL PLACE OF BUSINESS AND HEAD OFFICE IN HONG KONG

10th Floor, Tower A
Regent Centre
63 Wo Yi Hop Road
Kwai Chung
Hong Kong

香港主要營業地點及總部

香港
葵涌
和宜合道63號
麗晶中心
A座10樓

PRINCIPAL SHARE REGISTRAR

Conyers Trust Company (Cayman) Limited
Cricket Square
Hutchins Drive
P.O. Box 2681
Grand Cayman KY1-1111
Cayman Islands

股份過戶登記總處

Conyers Trust Company (Cayman) Limited
Cricket Square
Hutchins Drive
P.O. Box 2681
Grand Cayman KY1-1111
Cayman Islands

HONG KONG BRANCH SHARE REGISTRAR

Computershare Hong Kong Investor Services Limited
Shops 1712–1716, 17th Floor
Hopewell Centre
183 Queen's Road East
Wanchai
Hong Kong

香港證券登記分處

香港中央證券登記有限公司
香港
灣仔
皇后大道東183號
合和中心
17樓1712–1716號舖

PRINCIPAL BANKERS

The Hongkong and Shanghai Banking Corporation Limited
Hang Seng Bank Limited
Standard Chartered Bank (Hong Kong) Limited
Bank of China (Hong Kong) Limited
China Construction Bank (Asia) Corporation Limited
Chong Hing Bank Limited

主要往來銀行

香港上海滙豐銀行有限公司
恒生銀行有限公司
渣打銀行(香港)有限公司
中國銀行(香港)有限公司
中國建設銀行(亞洲)股份有限公司
創興銀行有限公司

INVESTOR AND PRESS RELATIONS ADVISER

Strategic Financial Relations Limited
24/F, Admiralty Centre I
18 Harcourt Road
Hong Kong

投資者及傳媒關係顧問

縱橫財經公關顧問有限公司
香港
夏慤道18號
海富中心一期24樓

COMPANY WEBSITE

www.reginamiracleholdings.com

公司網站

www.reginamiracleholdings.com

STOCK CODE

2199

股份代號

2199

FINANCIAL HIGHLIGHTS

財務概要

The board of directors (the “**Board**”) of Regina Miracle International (Holdings) Limited (“**Regina Miracle**” or the “**Company**”) is pleased to announce the annual results of the Company and its subsidiaries (collectively, the “**Group**”) for the year ended 31 March 2021 (“**Fiscal 2021**”), together with the comparative figures for the corresponding year in 2020 (“**Fiscal 2020**”).

維珍妮國際(控股)有限公司(「**維珍妮**」或「**本公司**」)董事會(「**董事會**」)欣然宣佈本公司及其附屬公司(統稱「**本集團**」)截至2021年3月31日止年度(「**2021財年**」)的全年業績，連同2020年(「**2020財年**」)的比較數字。

COMPARISON OF KEY FINANCIAL INFORMATION AND FINANCIAL RATIOS

主要財務資料與財務比率的比較

		Year ended 31 March 截至3月31日止年度				
		2021 2021年 HK\$'000 港幣千元	% 百分比	2020 2020年 HK\$'000 港幣千元	% 百分比	Change 變動
Revenue	收入	5,974,290	100.0	6,341,010	100.0	(5.8%)
Gross profit	毛利	1,237,953	20.7	1,440,731	22.7	(14.1%)
Profit attributable to owners of the Company	本公司擁有人應佔溢利	125,515	2.1	289,953	4.6	(56.7%)
Earnings before interest, taxes, depreciation and amortisation (“ EBITDA ”) [#]	息稅折舊及攤銷前利潤(「 EBITDA 」) [#]	820,593	13.7	969,745	15.3	(15.4%)
Profit attributable to owners of the Company (excluded restructuring costs) [#]	本公司擁有人應佔溢利(不包括重組成本) [#]	175,253	2.9	289,953	4.6	(39.6%)
Earnings before interest, taxes, depreciation and amortisation (excluded restructuring costs) [#]	息稅折舊及攤銷前利潤(不包括重組成本) [#]	870,331	14.6	969,745	15.3	(10.3%)
		HK cents 港仙		HK cents 港仙		
Earnings per share	每股盈利					
– basic and diluted	– 基本及攤薄	10.3		23.7		
Dividend per share	每股股息	4.8		7.8		
– Interim dividend	– 中期股息	–		3.8		
– Proposed final dividend	– 建議末期股息	3.3		4.0		
– Proposed special dividend	– 建議特別股息	1.5		–		

[#] These are not measures of performance under Hong Kong Financial Reporting Standards (“**HKFRS**”), but is widely used by management for monitoring business performance of a company from operational perspective. It may not be comparable to similar measures presented by other companies.

[#] 並非香港財務報告準則(「**香港財務報告準則**」)下計量表現的指標，惟管理層從營運角度監控公司業務表現時廣泛應用。其未必可與其他公司呈列的類似計量指標作比較。

CHAIRMAN'S STATEMENT

主席報告

CHAIRMAN'S STATEMENT

主席報告

On behalf of the Board of the Company and the Group, I hereby present to our shareholders the annual report of the Group for Fiscal 2021.

本人謹代表本公司董事會及本集團，向股東提呈本集團2021財年的全年業績報告。

YY Hung
洪游奕

*Chairman,
Chief Executive Officer and Executive Director*
主席、首席執行官兼執行董事



The year under review was unusual as the sudden outbreak of coronavirus disease 2019 (“COVID-19” or the “Pandemic”) brought unprecedented challenges to various industries around the world, especially in the first half year when many markets in Europe and the United States suffered from lockdowns and the global textile and apparel retail chain was faltering. In the second half year, as the Pandemic was controlled and the market gradually adapted to the new normal of the late-pandemic era, market conditions recovered and most retail brands had their operations back on track since July. Through the concerted efforts of all colleagues of Regina Miracle, the Group was able to grasp the opportunities brought by the market recovery in the second half year and achieved a sales level not only higher than the first half year but also better than that of the same period in previous years, with a slight decline in annual revenue of 5.8% to approximately HK\$5,974.3 million, and net profit amounting to approximately HK\$125.5 million. The Board has resolved to propose a final dividend of HK3.3 cents per share for Fiscal 2021 in line with the Group’s policy of paying no less than 30% of its net profit as dividends each year, and proposed a special dividend of HK1.5 cents per share in appreciation of shareholders’ unwavering support during the challenging year.

回顧年度是非比尋常的一年，突如其來的2019冠狀病毒病(「COVID-19」或「疫情」)令全球各界面臨空前考驗，尤其在上半年，歐美多個市場封城，使全球紡織服裝零售產業鏈陷入寒冬。下半年，隨著疫情受控及市場逐漸適應後疫情時代的新常態，市況回暖，絕大部分零售品牌自7月起已重回正軌。憑藉維珍妮全體同事上下一心，令本集團得以把握下半年市場復甦的機遇，銷售不但較上半年增長，與以往同期相比尤佳，令全年收益僅輕微下跌5.8%至約港幣5,974.3百萬元，純利則為約港幣125.5百萬元。董事會已議決建議就2021財年宣派末期股息每股3.3港仙，貫徹本集團分派財政年度純利不少於30%的股息政策之餘，並建議派發特別股息每股1.5港仙，以答謝股東在過去嚴峻的一年仍與我們風雨同行。

CHAIRMAN'S STATEMENT

主席報告

TAKING NOTE OF OUR SHORTCOMINGS AND STAYING AGILE UNDER THE UNPRECEDENTED TOUGH YEAR

Amid the tough market environment, the Group was committed to maintaining stable business development. This was achieved in part due to the Group's varied product portfolio, with sports-related products in particular showing continuous and resilient growth driven by the growing popularity of sporting activities during the Pandemic. In addition, the "stay-at-home" trend led to the growth of comfortable loungewear products and consumer electronics products in response to the cross-sector and cross-product line business expansion in recent years. Furthermore, in the face of sudden onset of the Pandemic, the Group's proactive exploration of new income sources including the development of fabric face masks business, and focus on the PRC market, have helped it to expand revenue streams and alleviate market risks. Even more encouraging, orders within the core business witnessed a sharp rebound in the second half year as the Group's brand partners had their operations back on track, allowing the Group to achieve the primary goal of maintaining stable business development during the review year.

We look at this remarkable period under the Pandemic as an invaluable lesson. Most importantly, the significance of diversifying our market presence has been recognized. While we will remain committed to building closer and more stable partnerships with international brands, we also see the tremendous opportunities available in the PRC as it became the locomotive of global economic growth thanks to its timely containment of the Pandemic and the development of a national dual circulation strategy. Hence, we have been increasingly investing resources on developing new brand partners and new marketing channels such as e-commerce in the PRC over the past year and these efforts have begun to pay off. We believe that this business will be one of the Group's main growth drivers in future.

During the crisis, Regina Miracle has been examining its own shortcomings, and actively reviewing its internal operations and production processes, capital expenditures and cost controls. It streamlined the structure for saving and reserving resources while optimizing its production and management processes through digital upgrades, with a view to lay a solid foundation for healthy business development in the late-Pandemic era.

前所未見的嚴竣一年：審視自身不足，積極求進

在嚴竣的市場環境挑戰下，本集團於過去致力維持業務穩定發展。幸而本集團擁有多元化的產品組合，而在芸芸產品中，運動相關產品因疫下運動風盛行，因而得以展現強韌的增長；另外，舒適的家居型產品、及近年跨行業及跨產品線業務開拓的消費電子類產品，則受惠於「宅在家」的趨勢。另一方面，面對突然來襲的疫情，本集團亦積極開源，包括開拓布口罩業務及發展中國市場，藉此擴大收入來源及分散市場風險。更令人鼓舞的是，核心業務訂單於下半年隨著品牌合作夥伴重拾正軌而強勢反彈，令本集團於回顧年度得以達致維持業務穩定發展的首要目標。

這場疫情讓我們反思良多，其中最重要的一課，便是意識到多元市場佈局的重要。我們一方面繼續與國際品牌構建緊密穩固的合作夥伴關係，同時我們亦見到中國憑藉疫情控制及雙循環國策成為全球經濟增長領頭羊，市場蘊含龐大的發展空間，故我們於過去一年投放更多資源拓展國內新品牌合作夥伴及電商等新營銷渠道，並樂見初步成果，相信此業務會將是本集團未來的主要增長動力之一。

在危機中維珍妮一直審視自身不足，並積極檢討內部營運及生產流程，資本開支，成本控制，簡約架構以節用蓄力，同時加強推行數碼化升級以優化生產及管理流程，冀能為本集團「後疫情期」業務健康發展打穩基礎。

COMMITTED TO A SUSTAINABLE BUSINESS DEVELOPMENT MODEL WITH SOUND RISK MANAGEMENT AND A SOLID FOUNDATION

The Pandemic has also brought about tremendous changes in the whole supply chain, including the increased popularity of online e-commerce sales, with a particular focus on fast order and short production cycles in response to brand partners' preference for reduced inventories. Therefore, the Group has been actively enhancing its production efficiency through production process improvement, with the goal of maximizing profit, while ensuring proper risk response management for the production process. In addition, we also strengthened our interaction with brand partners in order to continuously lead the market trend. We believe that all of these efforts will help us consolidate our leading position in the industry and realize a long-term and sustainable business development model.

The Group will continue to improve the layout of its production capacity in Vietnam to meet the strong order demand from our existing international brand partners. Meanwhile, faced with the volatility of the global Pandemic, and with the Group's largest production base being located in Vietnam, we have also made a reasonable assessment of the potential risks, including city lockdown policies and social distancing measures implemented by the local governments for the containment of the Pandemic, etc. To this end, the Group also regularly communicates and negotiates with our brand partners on the potential risks and flexibility of lead time, as well as contingency plans with regards to alternative production lines in Vietnam and Shenzhen.

As an innovative design manufacturer, we are also committed to carrying out business digitization and informationization in a carefully calculated manner, so as to lay a solid foundation for the long-term development and growth of our enterprise. In addition to improving production efficiency, digital technology can also enable more refined production planning. The Group is able to deal with orders and market changes at ease through systematic production planning. Furthermore, we will ensure careful monitoring of major trends through big data and innovate products that will lead market trends accordingly. At the same time, we are also committed to establishing a clearer practical line in environmental protection and sustainable development, and comprehensively advocate and implement the enterprise mission and vision of "Creating first-class products, delivering industry value and fulfilling social responsibilities". We are also committed to promoting the sustainable development of the industry and encouraging our supply chain partners to develop green raw materials.

做好風險管理，奠定穩固根基，致力實踐可持續業務發展模式

疫情亦令整個供應鏈產生了巨大的變化，包括網上電商銷售崛起，令品牌夥伴紛紛以減少庫存為原則，落單更為快速，使生產週期縮短。因此，本集團積極透過優化生產流程以提升生產效率，一方面以擴大利潤為最大目標，同時亦為生產流程作好適當的風險應對管理；另外，我們亦加強與品牌合作夥伴互動，繼續引領市場潮流。我們深信，凡此種種方能穩固本集團在行業的領先地位，並實現長遠、可持續的業務發展模式。

本集團將繼續完善越南的產能佈局，以滿足現有國際品牌合作夥伴殷切的訂單需要。同時，面對全球新冠病毒疫情時有反覆，越南作為本集團最大的生產基地，我們亦為潛在可能的風險作出合理評估，包括當地政府為遏止疫情而實施的城市封鎖政策及社交距離措施等；為此，本集團亦定期與品牌夥伴溝通及協商潛在風險及交付期彈性、以及越南與深圳廠房生產線的替代方案等。

作為創新設計製造商，我們亦致力有度有序地實行業務數碼化和信息化，為企業長期的發展與增長奠定良好基礎。數碼科技除有助提升生產效率外，亦能精細化生產規劃，本集團能夠透過有系統的產能規劃，應付訂單及應對市場變化。此外，我們將透過大數據掌握潮流走勢，研發引領潮流產品。與此同時，我們亦致力在環保及可持續發展方面訂立更清晰的實踐路線，全面提倡和實踐「創造引領潮流產品，實現行業價值，踐行社會責任」的企業使命及願景，冀可促進行業可持續發展，並推動供應商合作夥伴開發環保原材料。

CHAIRMAN'S STATEMENT

主席報告

STRONG MARKET GROWTH: WITH SALES ORDERS HITTING A RECORD HIGH, REGINA MIRACLE IS IN FULL GEAR TO REACH NEW HEIGHTS

In the late-Pandemic age, the launch of vaccines has brought a glimmer of hope to global anti-pandemic efforts and has resulted in a gradual recovery in economic activities. The Group was pleased to note a continuously strong increase in sales orders and even record highs as a result. The management thus remains optimistic about the business in the coming year and will continue to leverage our unique advantages in innovative design and manufacturing, as well as our industry-leading position in the field of intimate wear and functional sports products, in a bid to seize market opportunities and drive the stable business development of Regina Miracle.

The Group is committed to catering to the development demand of international brand partners. This includes developing business in the fastest-recovered economy, Mainland China, alongside our brand partners. Moreover, given the swift emergence of fashionable and e-commerce-focused domestic brands, the Group has been developing new brand partners and marketing channels, such as e-commerce, in the PRC since last year and these efforts have begun to pay off. Coupled with growing demand for products that align with the "Made in China" ethos in the PRC, the Group has begun to optimize the business and production layout in the PRC by setting its eyes on the high-tech industrial park, Zhaoqing New District, Guangzhou Province, the Greater Bay Area, targeting the vast potential of the Chinese market with an aim to facilitate the Group's long-term development in the country.

市場增長勢頭強韌：訂單增長創高峰，全速前進，推動維珍妮再攀高峰

在「後疫情」時代，疫苗面世為全球防疫帶來曙光，經濟活動逐漸恢復，本集團樂見訂單增長維持強勁勢頭甚至屢創高峰，管理層對來年業務保持樂觀的看法，並將繼續發揮創新設計製造的獨特優勢，以及多年來於貼身內衣與功能性運動產品領域的行業領導地位，緊握市場機遇，推動維珍妮業務健康穩定地發展。

本集團矢志配合國際品牌合作夥伴的發展需求，包括與品牌夥伴攜手在經濟復甦最快的中國內地市場拓展業務。另一方面，有見國內時尚及電商品牌於疫情期間迅速崛起，本集團自去年開拓的國內新品牌合作夥伴及電商等新營銷渠道亦初見成果，加之國內對「中國製造」的需求日增，中國市場前景廣闊，因此本集團積極著手優化國內業務及產能佈局，並有意落戶大灣區內的廣東省肇慶新區內的高新產業園區，以推進維珍妮在中國內地的長遠發展。

Based on the preliminary plan, the new facilities in Zhaoqing New District will focus on Mainland Chinese market while the production base in Vietnam will continue to satisfy the overseas order demands from outside the PRC for our international brand partners. We are in the process of completing the development details of the Zhaoqing factory and will provide an update on the latest progress in due course.

The challenges that we have encountered during the Pandemic have proven to be a valuable learning experience. I would like to take this opportunity to extend my heartfelt gratitude to the Board, the management team, and our colleagues for their dedication and hard work to ride out the various storms during the Pandemic, especially the colleagues who stayed overseas due to the travel restrictions and the quarantine measures imposed during the Pandemic. I would also like to express my sincere gratitude for the support and trust of our brand partners and suppliers over the years, and thank our shareholders and business partners for their long-term trust. Currently in the best position of the Group's development history, the management team and I are eagerly looking forward to and are fully confident that the Group can maintain its strong growth momentum. Together, we will elevate Regina Miracle to new heights and generate long-term sustainable value for shareholders.

YY Hung

Chairman, Chief Executive Officer and Executive Director

Hong Kong, 30 June 2021

根據初部規劃，肇慶新園區將主力供應中國市場，而越南生產基地則繼續致力供應各大國際品牌合作夥伴於中國以外的海外訂單需求。我們正為肇慶廠房的發展細節進行規劃整理，並適時向各位公佈最新進展。

疫情期間我們的學習和體會將可轉化成寶貴的經驗。本人藉此機會衷心感謝董事會、管理團隊及同事一直謹守崗位，尤其是一眾受疫情期間實施的出入境限制和隔離措施影響而留守海外的同事，大家共同努力不懈，攜手面對疫境，共渡時艱。同時，我亦謹向品牌合作夥伴及供應商多年來的支持與信任致以衷心謝意，並感謝各位股東及業務合作夥伴對本集團的長期信任。本集團正處於發展史上最好的軌道，我與管理團隊熱切期待亦有信心本集團能夠延續強勁的增長勢頭，一起帶領維珍妮繼往開來，再創業務新高峰，為股東締造長遠可持續價值。

主席、首席執行官兼執行董事
洪游奕

香港，2021年6月30日

MANAGEMENT DISCUSSION AND ANALYSIS

管理層討論 及分析

MANAGEMENT DISCUSSION AND ANALYSIS

管理層討論及分析

MARKET REVIEW

During the year under review, the outbreak of coronavirus disease 2019 (“**COVID-19**” or the “**Pandemic**”) brought tremendous changes to various industries around the world, particularly during the first half of the year when many markets in Europe and the United States suffered from lockdowns. The global textile and apparel retail chain was thrust into a precarious situation. In the second half of the year, as the Pandemic was gradually brought under control, market confidence was restored. In addition, the public have gradually adapted to the new normal in the late-Pandemic era, including changes in lifestyle and consumption patterns. As a result, most retail brands have resumed normal operations from July onwards.

In the face of the Pandemic, the Group’s core business was inevitably affected in the first half of Fiscal 2021. In particular, the traditional bra and intimate wear business saw a sudden drop in orders. However, the Pandemic has also created a growing demand for sports, home and consumer electronics products, and accelerated the rise of online shopping. With its innovative design manufacturing (IDM) capabilities and a diverse product portfolio built over the years, Regina Miracle was able to capitalize on strong growth in sports-related products under the Pandemic. In addition, the Group’s aggressive efforts to explore new sources of income, including the development of fabric face masks by focusing on growing the Chinese market, which was the first to bring the Pandemic under control, have enabled the Group to partially offset the impact of the traditional bra and intimate wear business during the initial phase of the Pandemic. With the gradual resumption of operations and orders from some of its closer brand partners from the second quarter onwards, the Group was pleased to see orders for its overall business being back on track, which led to sales in the second half of the year as a whole surpassing the pre-Pandemic levels, and that this strong growth momentum will continue.

Meanwhile, the outbreak of Pandemic has allowed the Group to deeply reflect as well as take note of its own shortcomings. Under such unexpected challenge, the Group has remained prudent and taken a multi-pronged approach to internal control, including streamlining manpower and surrendering part of the Shenzhen factory, in order to optimize the allocation of human resources and production capacity in both the PRC and Vietnam. Furthermore, the Group has also optimized its production processes, enhanced efficiency and controlled costs through inventory utilization and workmanship improvements in order to create a flexible production model as well as lay a solid foundation for maintaining its edge in the industry going forward.

市場回顧

回顧年內，2019冠狀病毒病(「**COVID-19**」或「**疫情**」)為全球各行各業帶來巨變，尤其在上半年歐美多個市場陷入封城狀態，全球紡織服裝零售產業鏈一度陷入困局。下半年，隨著疫情逐漸受控，市場陸續重拾信心，加上大眾逐漸適應後疫情時代的新常態，包括在生活 and 消費模式上的轉變，絕大部分零售品牌自7月份起已陸續恢復正常營運。

面對疫情來襲，本集團2021財年上半年的核心業務無可避免受到影響，尤其是傳統的胸圍及貼身內衣業務訂單驟減。另邊廂，疫情造就了運動、家居及消費電子類產品的需求日盛及網上購物崛起。憑藉創新設計製造 (IDM)能力、以及多年來建立了的多元產品組合，維珍妮得以把握運動相關產品在疫情下的強韌增長。此外，本集團積極開源，包括開拓布口罩業務，以及重點開拓疫情期間最早受控的中國市場，以部份抵銷傳統胸圍及貼身內衣業務於疫情初期所受影響。隨著部份關係牢固的品牌合作夥伴自第二季起逐步恢復營運及訂單，本集團欣見整體業務的訂單重拾正軌，帶動下半年的整體銷售超越疫情前的水平，並樂見此凌厲的增長勢頭將會延續。

同時，疫情令本集團深刻反思，檢視自身的不足。經歷這個突如其來的挑戰，本集團堅守審慎態度，多管齊下地進行內部管控，包括精簡人手及退租部分深圳廠房，務求優化中越兩地的人力資源及產能配置。此外，本集團亦通過庫存利用及工藝改善等，優化生產流程、提升效率及控制成本，務求打造靈活的生产模式，為未來繼續保持行業領先優勢打穩基礎。

MANAGEMENT DISCUSSION AND ANALYSIS

管理層討論及分析

BUSINESS REVIEW

Financial performance

During the year, the Group recorded a revenue of approximately HK\$5,974.3 million (Fiscal 2020: HK\$6,341.0 million), which was only 5.8% lower than that of Fiscal 2020, despite the tough operating environment, thanks to the strong rebound in orders from its core business in the second half of the year, resulting in a significant increase of 37.3% in overall revenue as compared with the first half of the year. Gross profit decreased by 14.1% to approximately HK\$1,238.0 million, with a gross profit margin of 20.7% (Fiscal 2020: HK\$1,440.7 million and 22.7%, respectively), due to the decline in revenue. Thanks to the concerted efforts of all its colleagues and the efforts to increase revenue and control costs, the Group's earnings before interest, taxes, depreciation and amortisation (EBITDA) was approximately HK\$820.6 million and EBITDA margin was 13.7% (Fiscal 2020: HK\$969.7 million and 15.3%, respectively).

As a result of the deleveraging of operations and two one-off expenses due to the streamlining of production capacity and human resources, including severance payments to approximately 506 employees totaling approximately HK\$40.1 million in compliance with regulations in the PRC and Vietnam and write off of fixed assets of approximately HK\$9.6 million due to the surrender of part of the Shenzhen factory, the Group recorded a net profit of approximately HK\$125.5 million for the year with a net profit margin of 2.1% (Fiscal 2020: HK\$290.0 million and 4.6%, respectively). Basic earnings per share attributable to owners of the Company amounted to HK10.3 cents (Fiscal 2020: HK23.7 cents). Excluding the above one-off expense items, net profit decreased by 39.6% year-on-year to approximately HK\$175.3 million with a net profit margin of 2.9%.

The Group is in a healthy financial position. In addition to stable operating cash flows, it also holds sufficient cash in hand and total undrawn trade and term loan facilities of approximately HK\$828.0 million and HK\$2,391.0 million, respectively, as at 31 March 2021 (31 March 2020: HK\$587.6 million and HK\$2,571.1 million, respectively).

業務回顧

財務表現

年內，本集團在嚴峻的經營環境下，仍錄得收益約港幣約5,974.3百萬元（2020財年：港幣6,341.0百萬元），比2020財年僅減少5.8%，有賴下半年核心業務的訂單強勢反彈，使整體收益較上半年大幅增加37.3%。收入下降令毛利減少14.1%至約港幣1,238.0百萬元，毛利率為20.7%（2020財年：分別港幣1,440.7百萬元及22.7%）。全賴全體同事上下一心、加上開源節流，本集團的息稅折舊及攤銷前利潤(EBITDA)為約港幣820.6百萬元，EBITDA率為13.7%（2020財年：分別港幣969.7百萬元及15.3%）。

在經營去槓桿化的情況下，加上因精簡產能及人力資源導致錄得兩筆一次性開支，包括遵照中國及越南的法規向約506名員工派發遣散補償金合共約港幣40.1百萬元，以及退租部分深圳廠房而錄得約港幣9.6百萬元的固定資產撇賬，本集團年內錄得純利約港幣125.5百萬元，純利率為2.1%（2020財年：分別港幣290.0百萬元及4.6%）。本公司擁有人應佔每股基本盈利為10.3港仙（2020財年：23.7港仙）。撇除上述一次性開支項目，純利則按年下降39.6%至約港幣175.3百萬元，純利率為2.9%。

本集團財務狀況穩健，除了穩定的營運現金流，亦擁有充裕的手頭現金及未提取貿易及定期貸款融資總額。於2021年3月31日，兩者分別約港幣828.0百萬元及港幣2,391.0百萬元（2020年3月31日：分別為港幣587.6百萬元及港幣2,571.1百萬元）。

MANAGEMENT DISCUSSION AND ANALYSIS

管理層討論及分析

The Board has resolved to propose a final dividend of HK3.3 cents per share for Fiscal 2021 (Fiscal 2020: HK4.0 cents per share, plus an interim dividend of HK3.8 cents per share, brought the total dividend to HK7.8 cents per share) in line with the Group's policy of paying no less than 30% of its net profit as dividends for the fiscal year, and proposed a special dividend of HK1.5 cents per share in appreciation of shareholders' unwavering support during the challenging year. The proposed final and special dividends are subject to approval by shareholders of the Company at the annual general meeting to be held on Monday, 13 September 2021. The final and special dividends are expected to be paid on or around Tuesday, 5 October 2021 to shareholders whose name appears on the register of members of the Company on Thursday, 23 September 2021.

Bras and intimate wear

Bras and intimate wear products remain the Group's primary source of revenue. During the year, this segment contributed approximately HK\$3,968.1 million (Fiscal 2020: HK\$5,061.4 million), representing a year-on-year decrease of 21.6% and accounting for 66.4% of the overall revenue. Gross profit of the segment amounted to approximately HK\$835.4 million with a gross profit margin of 21.1% (Fiscal 2020: HK\$1,183.8 million and 23.4%). The decline in segment revenue was mainly due to reduced or delayed orders from brand partners in Europe and the United States in the first quarter of the fiscal year caused by anti-pandemic measures, which dealt a major blow to the traditional bra and intimate wear business.

However, sports bras proved to be a silver lining, delivering a resilient performance driven by the growing popularity of sports during the Pandemic and support from a few new internationally renowned retail and sports brand partners, which ultimately resulted in an increase in sales of more than 30% when compared with last year. In addition, the "stay-at-home" trend also led to increased demand for comfortable lounge bra tops and bra products. In the domestic China market, the Group also added several new e-commerce brand partners, resulting in a more balanced customer portfolio. It was duly delighted with the robust growth in orders from the segment and in associated rise in revenue of 60.9% as compared with the first half of the year.

Bra pads and other molded products

Revenue from the bra pads and other molded products business amounted to approximately HK\$567.7 million (Fiscal 2020: HK\$677.1 million), representing a year-on-year decrease of 16.2%, and accounting for 9.5% of the total revenue. Gross profit and gross profit margin of the segment were approximately HK\$128.3 million and 22.6% (Fiscal 2020: HK\$144.2 million and 21.3%, respectively).

董事會議決建議就2021財年宣派末期股息每股3.3港仙(2020財年：每股4.0港仙，連同中期股息每股3.8港仙，總股息為7.8港仙)，以貫徹本集團分派財政年度純利不少於30%的股息政策，同時建議派發特別股息每股1.5港仙，以答謝股東在過去嚴峻一年仍與本集團風雨同路。建議末期及特別股息須待本公司股東於2021年9月13日(星期一)舉行的股東週年大會上批准後，方可作實。末期及特別股息預計於2021年10月5日(星期二)或前後向於2021年9月23日(星期四)名列本公司股東名冊的股東派付。

胸圍及貼身內衣

胸圍及貼身內衣產品仍為本集團的主要收益來源，於年內貢獻約港幣3,968.1百萬元(2020財年：港幣5,061.4百萬元)，比去年減少21.6%，佔整體收益66.4%。分部毛利為約港幣835.4百萬元，毛利率為21.1%(2020財年：分別為港幣1,183.8百萬元及23.4%)。分部收益下降，主要受累於本財年首季歐美品牌合作夥伴因防疫措施縮減或延遲訂單，當中以傳統胸圍及貼身內衣業務影響較大。

然而疫下運動蔚然成風，加上獲得數名新國際知名零售及運動品牌合作夥伴的青睞，帶動運動胸圍產品表現強韌，銷售較去年增加超過三成。此外，「宅在家」亦使舒適的家居外穿內衣(bra top)及胸圍產品需求增加。在中國國內市場，本集團亦新增數名新興電商品牌合作夥伴，使客戶組合更均衡。值得欣喜的是，下半年此分部訂單已見大幅回升，相關收益亦較上半年攀升60.9%。

胸杯及其他模壓產品

胸杯及其他模壓產品業務的收入約港幣567.7百萬元(2020財年：港幣677.1百萬元)，按年下跌16.2%，佔總收入9.5%。分部毛利及毛利率為約港幣128.3百萬元及22.6%(2020財年：分別為港幣144.2百萬元及21.3%)。

MANAGEMENT DISCUSSION AND ANALYSIS

管理層討論及分析

Although the performance of bra pads was affected by the Pandemic, along with bras and intimate wear, it showed a strong rebound of 44.3% in the second half of the year compared with the first half.

On another positive note, Regina Miracle's efforts in promoting cross-sector and cross-product line business development in recent years have borne fruit. The increase in "stay-at-home" time for the public under the Pandemic has led to a strong demand for the entertaining consumer electronic products, benefiting the Group's sales of fabric processing and other accessories for consumer electronics produced for its renowned multinational technology partners, with sales having surged by nearly 60% compared with last year.

Functional sports products

The functional sports products business contributed approximately HK\$788.8 million in revenue during the year (Fiscal 2020: HK\$602.5 million), representing a year-on-year increase of 30.9%, and accounting for 13.2% of the Group's total revenue. The segment also recorded a gross profit of approximately HK\$136.8 million and a gross profit margin of 17.3% (Fiscal 2020: HK\$112.7 million and 18.7%, respectively).

The increase in revenue in this segment was mainly due to the strong growth of sports products in the market during the Pandemic. In addition, the outbreak of the Pandemic led to increased awareness of sports and the growing popularity of the "work from home" model, as well as travel restrictions in many countries, which, in turn, led to strong demand for products that are comfortable, suitable for lounging at home and light exercising and fueled the growth of both the sports shoes and sportswear businesses.

With regard to sports footwear, the American casual footwear brand partner maintained double-digit growth during the year. As for the sportswear business, Regina Miracle continued to develop innovative products with superior craftsmanship for its international brand partners, resulting in a satisfactory performance. Furthermore, with the addition of new domestic sports brands and emerging e-commerce partners, the customer portfolio of this sub-segment has also been enriched.

胸杯的表現雖與胸圍及貼身內衣同受疫情拖累，但下半年較上半年亦相應展現44.3%的強勁反彈。

另一可喜的是，維珍妮近年積極推動拓展跨行業及跨產品線業務的努力獲得成果。疫情下大眾「宅在家」的時間增加，對娛樂性的消費電子類產品需求殷切，惠及本集團為知名跨國科技夥伴生產的消費電子產品布料加工及其他配件的銷售較去年飆升近六成。

功能運動產品

功能運動產品業務於年內貢獻收入約港幣788.8百萬元（2020財年：港幣602.5百萬元），按年增長30.9%，佔本集團總收入13.2%。分部毛利為約港幣136.8百萬元，而毛利率為17.3%（2020財年：分別為港幣112.7百萬元及18.7%）。

此分部收入增加，主要由於運動產品大行其道，在「疫」市下表現出強韌增長。此外，疫情爆發令運動意識加強，而「在家工作」模式日漸普及，加上多國實施旅遊限制，令市場對舒適、適合居家、輕運動的產品需求殷切，帶動運動鞋及運動服裝業務齊頭並進。

在運動鞋方面，美國休閒鞋履品牌合作夥伴於年內保持雙位數增長。至於在運動服裝業務上，憑藉卓越的工藝技術，維珍妮持續為國際品牌合作夥伴開發出革新產品，因此錄得理想表現。年內新增國內運動品牌及新興電商品牌合作夥伴，豐富了此子分部的客戶組合。

MANAGEMENT DISCUSSION AND ANALYSIS

管理層討論及分析

Pandemic prevention products

Pandemic prevention products, a new business segment born out of the Pandemic, has already contributed approximately HK\$649.6 million to the Group's revenue in just one year of development, accounting for 10.9% of the Group's total revenue. Gross profit of the segment was approximately HK\$137.4 million, with a gross profit margin of 21.2%. Pandemic prevention products, predominantly fabric face masks, were supplied to its brand partners in Europe and the US from its Vietnam factory. This business contributed a remarkable revenue during the review year, which demonstrated the Group's agility and adaptability amid difficult operating environments, and was able to make best use of its otherwise unutilized production capacity during the challenging times.

Production capacity

During the year, the Group has largely completed its factory layout at the Vietnam Singapore Industrial Park ("VSIP") in Hải Phòng City, Vietnam. In the face of reduced or delayed orders from Europe and the United States in the first half of the year, the Group responded swiftly by developing and producing fabric face masks for customers, which enabled the production capacity to be fully utilized and helped offset the impact of the Pandemic on the traditional bra and intimate wear business. Fortunately, the Group's core business has gradually returned to normal thanks to the satisfactory growth of sports bras and lounge bras, and therefore recruitment has been resumed since July and production output has gradually returned to normal levels in the second half of the year. As of 31 March 2021, production in Vietnam accounted for 78% of the Group's total revenue, up from 73% in Fiscal 2020.

In order to enhance the operational effectiveness of its factories in the PRC and Vietnam, the Group conducted a comprehensive review of its internal structure and operation model and streamlined its manpower resources during the year. It also surrendered the lease part of the Shenzhen factory, which is expected to save operating expenses and improve capacity allocation in the long run. At the end of the year, the Group had a total of approximately 37,000 employees in Vietnam and approximately 6,500 employees at the Shenzhen factory in the PRC, which serves as the research and development ("R&D") centre and production base.

防疫產品

防疫產品為疫情下應運而生的新業務板塊，開拓短短一年已貢獻收入約港幣649.6百萬元，佔本集團總收入10.9%。分部毛利為約港幣137.4百萬元，毛利率為21.2%。防疫產品主要以布口罩為主，由越南廠房供應給歐美品牌合作夥伴。此業務於回顧年度帶來不俗收益貢獻，彰顯本集團在艱難經營環境下展現靈活變通的能力，並得以善用原本在艱難時間閒置的產能。

產能

年內，本集團於越南海防市越南新加坡工業園（「VSIP」）內的廠房佈局已大致完成。面對上半年歐美訂單減少或延期，本集團迅速應變，為客戶開發及生產布口罩產品，令產能得以善用，有助抵銷疫情對傳統胸圍及貼身內衣業務的影響。幸而受惠於運動胸圍及舒適居家類胸圍產品的理想增長，本集團核心業務逐漸回復正常，因此自7月起恢復招聘，下半年的產值已逐步回歸正常水平。截至2021年3月31日，越南生產佔總收入的比例由2020財年73%擴大至78%。

為提升中越兩地廠房的營運效益，本集團於年內全面檢視內部架構組織及營運模式，精簡人力資源，並退租部分深圳廠房，在節省經營開支之餘，長遠亦有望改善產能配置。於年末，本集團於越南共約有37,000名員工，而擔當研發中心及生產基地的中國深圳廠房約有6,500人。

MANAGEMENT DISCUSSION AND ANALYSIS

管理層討論及分析

The overall production capacity in Vietnam will be further increased as production in Vietnam becomes more sophisticated and efficient, while the Group has increased production lines in its existing factories to better utilize the factory scale in response to the increasing demand in orders. As for footwear production, the majority of production has been relocated from Shenzhen to Vietnam Factory E, and is progressing on track. However, it is worth noting that the Pandemic re-emerged in Vietnam prior to the Lunar New Year this year. Consequently, the Vietnam government imposed lockdown measures in the affected areas. As a result, approximately one-third of the Group's employees were unable to commute to work from various districts which in turn led once again to temporary interruption to production capacity that lasted for approximately four weeks. Owing to the quick response and the stringent Pandemic prevention measures taken by the Vietnam government, the Group's overall operations have returned to normal at present.

隨著越南的生產漸趨純熟，效率持續提升，同時本集團因應不斷增加的訂單需求，在現有廠房增加生產線以更有效利用廠房規模，因此於越南的整體產能將進一步增加。至於鞋類生產亦已大部分由深圳遷往越南E廠，生產已步入上正軌。然而，值得注意的是，越南疫情於今年農曆新年前反彈，因此越南政府在疫區實施社區隔離措施，導致本集團約三分之一的員工無法跨區上班，產能再度受到約四周的短暫影響。有賴越南當地政府的快速應變及嚴謹的防疫措施，本集團的整體營運目前已回復正常。

THE GROUP'S OPERATING RESULTS

Revenue

We derive our revenue primarily from direct sales of our products. Our total revenue decreased by 5.8% from approximately HK\$6,341.0 million in Fiscal 2020 to approximately HK\$5,974.3 million in Fiscal 2021. A comparison of the Group's revenue for Fiscal 2021 and Fiscal 2020 by product categories is as follows:

本集團的經營業績

收入

我們的收入主要源於我們產品的直接銷售。收入總額由2020財年約港幣6,341.0百萬元下跌5.8%至2021財年約港幣5,974.3百萬元。本集團2021財年及2020財年按產品類別劃分的收入比較如下：

		For the year ended 31 March 截至3月31日止年度					
		2021 2021年		2020 2020年		Change 變動	
		HK\$'000	% of Revenue	HK\$'000	% of Revenue	HK\$'000	%
		港幣千元	佔收入的 百分比	港幣千元	佔收入的 百分比	港幣千元	百分比
Bras and intimate wear	胸圍及貼身內衣	3,968,123	66.4	5,061,431	79.8	(1,093,308)	(21.6)
Bra pads and other molded products	胸杯及其他模壓產品	567,711	9.5	677,093	10.7	(109,382)	(16.2)
Functional sports products	功能性運動類產品	788,840	13.2	602,486	9.5	186,354	30.9
Pandemic prevention products	防疫產品	649,616	10.9	-	-	649,616	N/A 不適用
		5,974,290	100.0	6,341,010	100.0	(366,720)	(5.8)

MANAGEMENT DISCUSSION AND ANALYSIS

管理層討論及分析

Revenue generated from sales of bras and intimate wear decreased by HK\$1,093.3 million, or 21.6%, from approximately HK\$5,061.4 million in Fiscal 2020 to approximately HK\$3,968.1 million in Fiscal 2021. The decrease was primarily attributable to the outbreak of the Pandemic in the first half of Fiscal 2021. The retail markets, especially in Europe and the United States where the Group's major markets are found, had been adversely affected. Such impact was partially offset by the promising sales improvement in the second half of Fiscal 2021. Revenue generated from sales of bras and intimate wear as a percentage of our total revenue decreased from 79.8% in Fiscal 2020 to 66.4% in Fiscal 2021.

Revenue generated from sales of bra pads and other molded products amounted to approximately HK\$567.7 million in Fiscal 2021, representing a decrease of HK\$109.4 million, or 16.2%, as compared to Fiscal 2020, which was due to the outbreak of the Pandemic around the world in the first half of Fiscal 2021, leading to a decreased demand from our customers on bra pads. Such impact was partially offset by promising sales improvement in the second half of Fiscal 2021, and resilient growth in molded parts of consumer electronics product. Revenue generated from sales of bra pads and other molded products as a percentage of our total revenue decreased from 10.7% in Fiscal 2020 to 9.5% in Fiscal 2021.

Revenue generated from sales of functional sports products increased by HK\$186.4 million, or 30.9%, from approximately HK\$602.5 million in Fiscal 2020 to approximately HK\$788.8 million in Fiscal 2021. The increase was primarily due to the increased demand from our customers. Revenue generated from sales of functional sports products as a percentage of our total revenue increased from 9.5% in Fiscal 2020 to 13.2% in Fiscal 2021.

Given the Pandemic has caused a surge in demand for pandemic prevention products, the Group quickly seized the opportunity to develop and produce face mask products for its customers. Revenue generated from sales of pandemic prevention products amounted to approximately HK\$649.6 million in Fiscal 2021, representing 10.9% as a percentage of our total revenue in Fiscal 2021.

銷售胸圍及貼身內衣所產生收入由2020財年約港幣5,061.4百萬元減少港幣1,093.3百萬元(或21.6%)至2021財年約港幣3,968.1百萬元。該減少主要由於2021財年上半年爆發疫情。以歐洲及美國為首的零售市場受到嚴重打擊。有關影響部分受2021財年下半年的可觀銷售增長而有所抵銷。銷售胸圍及貼身內衣所產生收入佔收入總額的百分比由2020財年的79.8%下降至2021財年的66.4%。

2021財年銷售胸杯及其他模壓產品所產生收入為約港幣567.7百萬元，較2020財年減少港幣109.4百萬元(或16.2%)，原因為2021財年上半年全球爆發疫情導致客戶對胸杯的需求減少。有關影響部分受2021財年下半年的可觀銷售增長及消費電子產品成型部件的強韌增長而有所抵銷。銷售胸杯及其他模壓產品所產生收入佔收入總額的百分比由2020財年的10.7%下降至2021財年的9.5%。

銷售功能性運動類產品所產生收入由2020財年約港幣602.5百萬元增加港幣186.4百萬元(或30.9%)至2021財年約港幣788.8百萬元。該增加主要由於客戶的需求增加所致。銷售功能性運動類產品所產生收入佔收入總額的百分比由2020財年的9.5%上升至2021財年的13.2%。

鑒於疫情導致防疫產品需求激增，本集團迅速把握機遇為客戶開發及生產口罩產品。銷售防疫產品所產生收入於2021財年為約港幣649.6百萬元，佔於2021財年收入總額的百分比的10.9%。

MANAGEMENT DISCUSSION AND ANALYSIS

管理層討論及分析

Cost of sales

Cost of sales primarily consists of costs of raw materials, employee benefit expenses for personnel directly involved in our production activities, depreciation of our production equipment and others.

銷售成本

銷售成本主要包括原材料成本、直接參與生產活動員工的僱員福利開支、生產設備折舊及其他。

		For the year ended 31 March 截至3月31日止年度					
		2021 2021年		2020 2020年		Change 變動	
		HK\$'000	% of Revenue	HK\$'000	% of Revenue	HK\$'000	%
		港幣千元	佔收入的 百分比	港幣千元	佔收入的 百分比	港幣千元	百分比
Costs of raw materials	原材料成本	2,140,905	35.9	2,166,269	34.2	(25,364)	(1.2)
Employee benefit expenses	僱員福利開支	1,812,967	30.3	1,952,693	30.8	(139,726)	(7.2)
Depreciation	折舊	389,903	6.5	349,402	5.5	40,501	11.6
Others	其他	392,562	6.6	431,915	6.8	(39,353)	(9.1)
		4,736,337	79.3	4,900,279	77.3	(163,942)	(3.3)
Cost of sales (excluded depreciation)	銷售成本(不包括折舊)	4,346,434	72.8	4,550,877	71.8	(204,443)	(4.5)

Cost of sales as a percentage of total revenue increased from 77.3% in Fiscal 2020 to 79.3% in Fiscal 2021. This was primarily attributable to 1) decrease in revenue, leading to a drop in capacity utilization and operating leverage in the first half of Fiscal 2021; 2) increase in depreciation as a percentage of revenue by 1.0% as a result of decrease in revenue; and 3) increase in cost of raw materials as a percentage of revenue by 1.7% due to rising raw materials unit price. The above impact was partially offset by the improvement in the cost of sales in the second half of Fiscal 2021.

Cost of sales decreased from approximately HK\$4,900.3 million in Fiscal 2020 to approximately HK\$4,736.3 million in Fiscal 2021 primarily due to decrease in costs of raw materials and employee benefit expenses as a result of the decrease in revenue.

Cost of sales (excluded depreciation) as a percentage of total revenue were 72.8% and 71.8% in Fiscal 2021 and Fiscal 2020 respectively.

銷售成本佔收入總額的百分比由2020財年的77.3%上升至2021財年的79.3%。此乃主要由於1)收入減少，導致2021財年上半年產能使用率下降及經營去槓桿化；2)收入減少導致折舊佔收入的百分比上升1.0%；及3)由於原材料單價上漲，原材料成本佔收入的百分比上升1.7%所致。上述影響部分受2021財年下半年銷售成本減少所抵銷。

銷售成本由2020財年約港幣4,900.3百萬元減少至2021財年約港幣4,736.3百萬元，主要由於原材料成本及僱員福利開支因收入減少而有所減少。

於2021財年及2020財年，銷售成本(不包括折舊)佔收入總額的百分比分別為72.8%及71.8%。

MANAGEMENT DISCUSSION AND ANALYSIS

管理層討論及分析

Gross profit and gross profit margin

毛利及毛利率

		For the year ended 31 March 截至3月31日止年度					
		2021 2021年		2020 2020年		Change 變動	
		Gross Profit 毛利 HK\$'000 港幣千元	Gross Profit margin 毛利率 % 百分比	Gross Profit 毛利 HK\$'000 港幣千元	Gross Profit margin 毛利率 % 百分比	HK\$'000 港幣千元	% 百分比
Bras and intimate wear	胸圍及貼身內衣	835,405	21.1	1,183,845	23.4	(348,440)	(29.4)
Bra pads and other molded products	胸杯及其他模壓產品	128,315	22.6	144,221	21.3	(15,906)	(11.0)
Functional sports products	功能性運動類產品	136,829	17.3	112,665	18.7	24,164	21.4
Pandemic prevention products	防疫產品	137,404	21.2	-	-	137,404	N/A 不適用
Gross profit	毛利	1,237,953	20.7	1,440,731	22.7	(202,778)	(14.1)

Our overall gross profit decreased from approximately HK\$1,440.7 million in Fiscal 2020 to approximately HK\$1,238.0 million in Fiscal 2021. The gross profit margin in Fiscal 2021 was 20.7%, as compared to 22.7% in Fiscal 2020. Such decrease was mainly due to the drop in capacity utilization and operating leverage as a result of the decrease in revenue caused by the Pandemic in the first half of Fiscal 2021.

Gross profit margin of bras and intimate wear decreased from 23.4% in Fiscal 2020 to 21.1% in Fiscal 2021, primarily due to the reduced utilization and operating leverage as a result of lower sales in the first half of Fiscal 2021. Such impact was partially offset by the gradual improvement of gross profit margin in second of Fiscal 2021, as compared to that in first of Fiscal 2021.

Gross profit margin of bra pads and other molded products increased from 21.3% in Fiscal 2020 to 22.6% in Fiscal 2021, primarily due to resilient growth in molded parts of other moulded products with relatively higher margin.

Gross profit margin of functional sports products decreased from 18.7% in Fiscal 2020 to 17.3% in Fiscal 2021, primarily due to the reduced utilization and operating leverage as a result of lower sales in the first half of Fiscal 2021. Such impact was partially offset by the gradual improvement of gross profit margin in second of Fiscal 2021, as compared to that in first of Fiscal 2021.

Gross profit margin of pandemic prevention products was 21.2%, reflecting a gross profit margin improvement in second half of Fiscal 2021 as compared to first half of Fiscal 2021, which was under ramp up stage.

我們的整體毛利由2020財年約港幣1,440.7百萬元減少至2021財年約港幣1,238.0百萬元。2021財年的毛利率為20.7%，而2020財年則為22.7%。該減少主要由於2021財年上半年產能使用率下降及因疫情造成收入減少而導致經營去槓桿化。

胸圍及貼身內衣的毛利率由2020財年的23.4%下降至2021財年的21.1%，主要由於2021財年上半年銷售減少令使用率縮減及經營去槓桿化。有關影響部分受2021財年下半年毛利率較2021財年上半年逐步上升所抵銷。

胸杯及其他模壓產品的毛利率由2020財年的21.3%上升至2021財年的22.6%，主要由於利潤較高的其他模壓產品成型部件的強韌增長。

功能性運動類產品的毛利率由2020財年的18.7%下降至2021財年的17.3%，主要由於2021財年上半年銷售減少令使用率縮減及經營去槓桿化。有關影響部分受2021財年下半年毛利率較2021財年上半年逐步上升所抵銷。

處於起步階段的防疫產品毛利率為21.2%，反映2021財年下半年毛利率較2021年上半年有所改善。

MANAGEMENT DISCUSSION AND ANALYSIS

管理層討論及分析

Other income and other gains

Our other income consists primarily of government grants and scrap sales income. It decreased from approximately HK\$65.9 million in Fiscal 2020 to approximately HK\$48.1 million in Fiscal 2021, primarily attributable to decrease in government grants subsidies, which depend on the government grant policies and criteria during different time periods.

Distribution and selling expenses

Distribution and selling expenses primarily consist of freight and transportation expenses, employee benefit expenses for our sales personnel, travelling expenses, declaration charges, marketing and promotion expenses and others.

The Group's distribution and selling expenses as a percentage of sales decreased from 2.6% in Fiscal 2020 to 2.3% in Fiscal 2021, primarily due to streamlining of operation.

Distribution and selling expenses decreased from approximately HK\$164.5 million in Fiscal 2020 to approximately HK\$139.5 million in Fiscal 2021, primarily due to streamlining of operation and decrease in freight and transportation expenses as a result of decrease in revenue in the first half of Fiscal 2021.

General and administrative expenses

General and administrative expenses primarily consist of employee benefit expenses for our administrative personnel, depreciation and amortisation, other taxes and surcharges, building management fee, insurance, office and administrative expenses, bank charges and others.

For Fiscal 2021 and Fiscal 2020, the Group's general and administrative expenses as a percentage of total revenue have remained relatively stable at 10.6% and 10.5% respectively.

General and administrative expenses decreased from approximately HK\$664.5 million in Fiscal 2020 to approximately HK\$630.9 million in Fiscal 2021, mainly due to decrease in employee benefit expenses.

Research and development costs

Research and development costs consist of employee benefit expenses for our research and development personnel, raw materials and consumables used and others.

The Group's research and development costs have remained relatively stable in terms of absolute amount and percentage of total revenue respectively for both Fiscal 2020 and Fiscal 2021.

其他收入及其他收益

我們的其他收入主要包括政府補助及廢料銷售收入。其他收入由2020財年約港幣65.9百萬元減少至2021財年約港幣48.1百萬元，主要由於根據政府補助政策及不同時期標準獲授的政府補助減少所致。

分銷及銷售開支

分銷及銷售開支主要包括貨運及運輸開支、銷售人員的僱員福利開支、差旅開支、報酬費、市場推廣及宣傳費以及其他。

本集團的分銷及銷售開支佔銷售額的百分比由2020財年的2.6%下降至2021財年的2.3%，主要由於精簡營運。

分銷及銷售開支由2020財年約港幣164.5百萬元減少至2021財年約港幣139.5百萬元，主要由於2021財年上半年精簡營運以及收入減少導致貨運及運輸開支減少。

一般及行政開支

一般及行政開支主要包括行政人員的僱員福利開支、折舊及攤銷、其他稅項及附加費、樓宇管理費用、保險、辦公室及行政開支、銀行費用及其他。

就2021財年及2020財年而言，本集團的一般及行政開支佔收入總額百分比分別維持相對穩定於10.6%及10.5%。

一般及行政開支由2020財年約港幣664.5百萬元減少至2021財年約港幣630.9百萬元，主要由於僱員福利開支減少。

研發成本

研發成本包括研發人員的僱員福利開支、所使用原材料及耗材和其他。

就絕對金額及佔收入總額的百分比而言，本集團於2020財年及2021財年的研發成本維持相對穩定。

MANAGEMENT DISCUSSION AND ANALYSIS

管理層討論及分析

Other operating expenses

Facing the Pandemic and with an aim to achieve a better human resources and production capacity allocation between the PRC and Vietnam in the long run:

- 1) the Group decided to implement human resources restructuring to streamline its manpower deployment during the Period. As such, severance payment in compliance with applicable PRC and Vietnamese rules and regulations of approximately HK\$40.1 million was distributed to approximately 506 staff; and
- 2) the Group surrendered parts of the leased factory in Shenzhen to better utilize its production capacity and improve operational efficiency, and the write-off of fixed assets of approximately HK\$9.6 million was recognised during first half of Fiscal 2021.

Due to streamlining the production capacity and human resources, these two one-off restructuring costs totalling approximately HK\$49.7 million were recognised during Fiscal 2021.

Finance income

Finance income represents interest income on bank deposits.

Finance costs

Finance costs represent interest expense on borrowings, net of interest expenses capitalised. Our finance costs as a percentage of total revenue decreased from 2.6% in Fiscal 2020 to 2.1% in Fiscal 2021, primarily due to global trend of declining interest rate during Fiscal 2021.

Finance costs decreased from approximately HK\$162.8 million in Fiscal 2020 to approximately HK\$123.6 million in Fiscal 2021 was primarily attributable to the reasons mentioned above.

Income tax expense

Income tax expense represents our total current and deferred tax expenses under the relevant Hong Kong and PRC income tax rules and regulations.

According to a policy promulgated by the State Tax Bureau of the PRC and effective from 2008 onwards, enterprises engaged in research and development activities are entitled to claim ranging from 150% to 175% of the research and development expenses so incurred in a period as tax deductible expenses in determining its tax assessable profits for that period ("**Super Deduction**"). Certain PRC subsidiaries have applied such Super Deduction during the year.

其他營運開支

面對疫情來襲及為長遠地在中越兩地達致更佳的人力資源及產能配置：

- 1) 本集團決定於本期間實施人力資源重組以精簡人力部署，並遵照適用中國及越南的規則及法規，向約506名員工派發遣散補償金合共約港幣40.1百萬元；及
- 2) 為更善用其產能及提高營運效益，本集團退租部分深圳廠房，因而於2021財年上半年確認約港幣9.6百萬元之固定資產撇賬。

由於精簡產能及人力資源，此兩項一次性重組成本合共約港幣49.7百萬元已於2021財年確認。

財務收入

財務收入指銀行存款的利息收入。

財務成本

財務成本指借款的利息開支，扣除已撥充資本的利息開支。我們的財務成本佔收入總額的百分比由2020財年的2.6%下降至2021財年的2.1%，主要歸因於2021財年全球利率下降的趨勢。

財務成本由2020財年約港幣162.8百萬元減少至2021財年約港幣123.6百萬元，主要由於上述原因。

所得稅開支

所得稅開支指根據香港及中國的相關所得稅規則及法規計算的即期及遞延所得稅開支總額。

根據中國國家稅務總局所頒佈自2008年起生效的一項政策，從事研發活動的企業有權在釐定於一個期間的應課稅溢利時將該期間產生的研發開支介乎150%至175%申報為可扣稅開支（「**超額抵扣**」）。若干中國附屬公司已於年內使用該超額抵扣。

MANAGEMENT DISCUSSION AND ANALYSIS

管理層討論及分析

The subsidiaries established and operated in Vietnam were subject to corporate income tax at a rate of 20% (2020: 20%). In accordance with the applicable tax regulations, preferential tax rates and tax holidays will be granted to new investment projects based on regulated encouraged sectors, encouraged locations, and size of the projects.

Regina Miracle International (Vietnam) Co., Ltd. is subject to a lower tax rate of 10% for fifteen consecutive years, commencing from the first year of making revenue. In addition, the subsidiary is entitled to full exemption from corporate income tax for the first four years from the earlier of (i) the year when profit is generated for the first time or (ii) the fourth year of making revenue; and a 50% reduction in corporate income tax for the next nine years, which is offered by the Vietnam Government and is stipulated in the subsidiary's investment license. The first year of this tax reduction period of this subsidiary commenced in the financial year ended 31 March 2018.

Regina Miracle International Hung Yen Co., Ltd. is entitled to full exemption from corporate income tax for the first two years from the earlier of (i) the year when profit is generated for the first time or (ii) the fourth year of making revenue; and a 50% reduction in corporate income tax for the next four years, which is offered by the Vietnam Government and is stipulated in the subsidiary's investment license. The first year of this tax reduction period of this subsidiary will commence in the financial year ended 31 March 2022.

The Group's income tax expense was approximately HK\$21.2 million in Fiscal 2021 (Fiscal 2020: HK\$23.1 million). Excluding the positive effect of Super Deduction in the amount of approximately HK\$21.2 million (Fiscal 2020: HK\$22.2 million), income tax expense was approximately HK\$42.4 million in Fiscal 2021 (Fiscal 2020: HK\$45.3 million).

Net profit

As a result of the cumulative effect of the above factors, our net profit decreased from approximately HK\$290.0 million in Fiscal 2020 to approximately HK\$125.5 million in Fiscal 2021. Our net profit margin decreased from 4.6% in Fiscal 2020 to a net profit margin of 2.1% in Fiscal 2021.

Excluding the one-off restructuring costs (included in other operating expenses), our net profit was approximately HK\$175.3 million in Fiscal 2021, with a net profit margin of 2.9%.

Liquidity, financial resources and bank borrowings

The Group's current ratios (calculated as current assets over current liabilities) were 1.4 times and 1.3 times as at 31 March 2021 and 31 March 2020, respectively.

於越南設立運營的附屬公司須按20% (2020年：20%)的稅率繳納企業所得稅。根據適用稅項法規，優惠稅率及免稅期將根據受規管鼓勵行業、受鼓勵地區及項目規模而授予新投資項目。

維珍妮國際(越南)有限公司自產生收入首年起連續十五年按較低稅率10%繳稅。此外，自(i)產生溢利首年或(ii)產生收入的第四年(按較早者為準)起計首四年內，該附屬公司有權全數豁免繳納企業所得稅，並於其後九年內享有50%企業所得稅減免，該優惠稅率由越南政府給予，並於該附屬公司的投資許可證內訂明。該附屬公司享有的減稅期第一年由截至2018年3月31日止財政年度開始。

自(i)產生溢利首年或(ii)產生收入第四年(以較早者為準)起首兩年，Regina Miracle International Hung Yen Co., Ltd. 有權全數豁免繳納企業所得稅；其後四年內享有50%企業所得稅減免，該優惠稅率由越南政府給予，並於該附屬公司的投資許可證內訂明。該附屬公司享有的減稅期第一年將於截至2022年3月31日止財政年度開始。

於2021財年，本集團的所得稅開支為約港幣21.2百萬元(2020財年：港幣23.1百萬元)。撇除超額抵扣約港幣21.2百萬元(2020財年：港幣22.2百萬元)的正面影響，2021財年的所得稅開支為約港幣42.4百萬元(2020財年：港幣45.3百萬元)。

純利

由於上述因素的累計影響，純利由2020財年約港幣290.0百萬元減少至2021財年約港幣125.5百萬元。純利率由2020財年的4.6%下降至2021財年的純利率2.1%。

撇除一次性重組成本(計入其他經營開支)不計，2021財年的純利為約港幣175.3百萬元，純利率為2.9%。

流動資金、財務資源及銀行借款

本集團的流動比率(以流動資產除以流動負債計算)於2021年3月31日及2020年3月31日分別為1.4倍及1.3倍。

MANAGEMENT DISCUSSION AND ANALYSIS

管理層討論及分析

Net debt (represented by bank borrowings less the cash and cash equivalents) was approximately HK\$3,540.9 million (31 March 2020: HK\$3,002.4 million). The increase of net debt was mainly due to increase in working capital and capital expenditure of our Vietnam factories. Net gearing ratio as at 31 March 2021 was 115.3% (30 September 2020: 118.8%; 31 March 2020: 102.9%), which was calculated as net debt divided by total equity. Excluding the currencies depreciation impact on the net assets denominated in RMB and VND, the adjusted net gearing as at 31 March 2021 was 107.1% (30 September 2020: 109.0%; 31 March 2020: 93.2%).

Working capital management

		As at 於	
		31 March 2021	31 March 2020
		2021年3月31日 (days) (日數)	2020年3月31日 (days) (日數)
Receivables turnover days	應收款項周轉日數	55	44
Payables turnover days	應付款項周轉日數	31	28

The receivables turnover days for Fiscal 2021 was 55 days. The increase was mainly attributed to longer credit terms offered temporarily to certain brand partners, in responding to impacts brought by the Pandemic in the first half of Fiscal 2021. Most of the credit terms have resumed to normal level approaching end of Fiscal 2021. The payables turnover days for Fiscal 2021 was 31 days.

Capital expenditures

For Fiscal 2021, the total addition to property, plant and equipment, right-of-use assets and intangible assets amounted to approximately HK\$604.8 million (Fiscal 2020: HK\$1,084.6 million), which was mainly attributed to additions of production lines and construction of our Vietnam facilities to cope with the Group's overall business expansion.

Pledged assets

As at 31 March 2021 and 31 March 2020, insurance policy investments in the amount of approximately HK\$66.7 million and HK\$30.9 million respectively was pledged for financing related insurance premium.

負債淨額(即銀行借款減現金及現金等價物)為約港幣3,540.9百萬元(2020年3月31日: 港幣3,002.4百萬元)。負債淨額增加主要由於越南廠房的營運資金及資本支出增加所致。於2021年3月31日, 淨資產負債比率為115.3%(2020年9月30日: 118.8%; 2020年3月31日: 102.9%), 其以負債淨額除以權益總額計算。撇除貨幣貶值對以人民幣及越南盾計值資產淨值的影響, 於2021年3月31日, 經調整淨資產負債比率為107.1%(2020年9月30日: 109.0%; 2020年3月31日: 93.2%)。

營運資金管理

於2021財年, 應收款項周轉日數為55日。該增加主要由於在2021財年上半年, 因應疫情所帶來的衝擊, 向部分品牌夥伴臨時提供較長的信貸期。大部分信貸期在臨近2021財年結束時已回復至正常水平。於2021財年, 應付款項周轉日數為31日。

資本支出

於2021財年, 物業、廠房及設備、使用權資產以及無形資產的添置總額為約港幣604.8百萬元(2020財年: 港幣1,084.6百萬元), 主要由於我們添置生產線及建設越南廠房, 以配合本集團的整體業務擴展。

已抵押資產

於2021年3月31日及2020年3月31日, 分別為約港幣66.7百萬元及港幣30.9百萬元保單投資已就融資相關保費作抵押。

MANAGEMENT DISCUSSION AND ANALYSIS

管理層討論及分析

Foreign exchange risk

We mainly operate in Hong Kong, the PRC and Vietnam. Most of our operating expenses are denominated in RMB and VND, while most of our sales are denominated and settled in U.S. dollar. As the HK dollar is pegged to U.S. dollar, our foreign exchange exposure in respect of the HK dollar is considered minimal. Our management will continue to monitor foreign currency exchange exposure and will take prudent measures to minimize the currency translation risk.

Contingent liabilities

As at 31 March 2021, the Group did not have any significant contingent liabilities.

Material acquisitions and future plans for major investment

Save for the investment in the construction of the production facilities in Vietnam, during Fiscal 2021, the Group did not conduct any material investments, acquisitions or disposals. In addition, save for the expansion plans as disclosed in the sections headed "Business" and "Future Plans and Use of Proceeds" in the prospectus of the Company dated 24 September 2015 (the "Prospectus"), and the framework construction agreements disclosed in the announcements dated 24 July 2017 and 24 April 2018 respectively, the Group has no specific plan for major investment or acquisition for major capital assets or other businesses. However, the Group will continue to identify new opportunities for business development.

Employees and remuneration policies

As at 31 March 2021, the Group employed a total of approximately 43,710 full-time staff (31 March 2020: 42,917). The total staff cost of the Group (including salaries, bonuses, social insurances, provident funds and share incentive schemes) amounted to approximately HK\$2,323.3 million, representing 38.9% of the total revenue of the Group.

We believe our success depends heavily upon our employees' provision of consistent, quality and reliable services. In order to attract, retain and develop the knowledge, skill level and quality of our employees, we place a strong emphasis on training our employees. We provide on-site training periodically and across operational functions, including introductory training for new employees, technical training, professional and management training, team-building and communications training.

外匯風險

我們主要在香港、中國及越南營運，且大部分營運開支以人民幣及越南盾計值，而大部分銷售則以美元計值及結算。由於港幣與美元掛鈎，因此，我們就港幣承受的外匯風險被視為微不足道。管理層將繼續監察外幣匯兌風險，並將採取審慎措施減低貨幣兌換風險。

或然負債

於2021年3月31日，本集團並無任何重大或然負債。

重大收購事項及未來主要投資計劃

除投資興建越南生產廠房外，於2021財年，本集團並無進行任何重大投資、收購事項或出售事項。此外，除本公司日期為2015年9月24日的招股章程（「招股章程」）中「業務」及「未來計劃及所得款項用途」兩節所披露的擴展計劃及日期分別為2017年7月24日及2018年4月24日的公告所披露的框架建築協議外，本集團並無特定計劃進行重大投資或收購主要資本資產或其他業務。然而，本集團將繼續物色業務發展的新機遇。

僱員及薪酬政策

於2021年3月31日，本集團合共聘請約43,710名全職員工（2020年3月31日：42,917名）。本集團的員工成本（包括薪金、花紅、社會保險、公積金及股份獎勵計劃）總額為約港幣2,323.3百萬元，佔本集團收入總額38.9%。

我們認為，本集團的成功在很大程度上有賴僱員提供一致、優質及可靠的服務。為吸引、挽留僱員以及提高僱員的知識、技能水平及質素，我們非常注重僱員培訓。我們定期為各營運職能提供實地培訓，包括新僱員的入職培訓、技術培訓、專業及管理培訓、團隊建立及溝通培訓。

MANAGEMENT DISCUSSION AND ANALYSIS

管理層討論及分析

We enter into individual employment contracts with our employees to cover matters such as wages, employee benefits, safety and sanitary conditions in the workplace, and grounds for termination. We have designed an evaluation system to assess the performance of our employees. This system forms the basis of our determinations of whether an employee should receive salary raises, bonuses or promotions. Most of our technical personnel are trained and promoted internally, leading to greater employee stability and loyalty.

Events after the balance sheet date

The Group has no significant events after the reporting period and up to the date of this report.

FUTURE PROSPECTS AND STRATEGIES: OPTIMIZING LAYOUT AND EXPANDING CHANNELS TO FULLY CAPTURE OPPORTUNITIES ARISING FROM STRONG MARKET GROWTH

As vaccination rates rise, the Pandemic is expected to gradually be brought under control globally, boosting confidence in economic recovery. COVID-19 has had a profound impact on the industry, with the public's everyday lives and lifestyles having been completely transformed, with trends such as working from home, home exercising and shopping online becoming irreversible. On the other hand, China has become the leader in the recovery of the world economy, with domestic consumption upgrades gaining steam. Despite the Pandemic, Regina Miracle, with its multi-regional production capacity and strong IDM capabilities, was able to build closer and stronger partnerships with international brands. Management is confident that the challenges of the Pandemic are largely behind us and that the growth momentum will continue into Fiscal 2022, thus taking the Group's business to the next level.

In respect of products, the Group's core bra and intimate wear products saw a rapid rebound in orders; performing even better than in previous years, as brand partners adapted to the new normal of the late-Pandemic era. The growth momentum of sports products has remained strong, especially for sports bras. Since consumers have grown accustomed to life at home, the comfort-driven products have consequently enjoyed high take-up. However, once the Pandemic is kept under control and the

我們與僱員訂立個別僱傭合約，涵蓋工資、僱員福利、工作地點的安全及衛生條件以及終止僱傭關係理由等事宜。我們已設計一套評核制度以評估僱員的表現。此制度作為我們決定僱員應否獲得加薪、花紅或晉升的依據。大部分技術人員均經內部培訓及晉升，從而帶來更高的僱員穩定性和忠誠度。

結算日後事項

於報告期後及直至本報告日期，本集團並無重大事項。

未來前景及策略：優化佈局， 拓展渠道，全力把握市場強韌 增長機遇

隨著疫苗接種率提升，全球疫情有望逐漸受控，從而提振經濟復甦的信心。COVID-19為行業帶來翻天覆地的深遠影響，一方面徹底改變了大眾的生活方式，在家工作及運動、網上購物等趨勢將不可逆轉；另一方面，中國是世界經濟復甦的龍頭，國內消費升級勢頭正盛。經此一「疫」，擁有多區域產能佈局及強大IDM實力的維珍妮得以與國際品牌構建更緊密穩固的夥伴關係。管理層認為疫情帶來的挑戰已基本過去，業務增長勢頭將延續至2022財年，因此對本集團來年業務更上一層樓充滿信心。

在產品方面，隨著品牌合作夥伴已適應後疫情時代的新常態，本集團的核心胸圍及貼身內衣產品訂單快速反彈，而且更勝往年。運動類產品的增長勢頭仍然強勁，當中以運動胸圍尤甚，由於消費者已習慣在家活動，因此產品仍以舒適為主；然而隨著疫情受控，消費者開始復工，舒適及外觀設計兼備的創新產品需求亦與日俱增。至於消費電子產品

MANAGEMENT DISCUSSION AND ANALYSIS

管理層討論及分析

working public returns to the work place, there will be greater demand for innovative products that offer both comfort and aesthetic. As regards the fabric processing and other accessories for consumer electronics segment, its satisfactory growth is set to continue in the coming year as it benefits from changing lifestyles arising from the late-Pandemic era. The Group will maintain efforts to bolster this high value-added business through innovation. With reference to the pandemic prevention products business, the Group began developing and producing functional and fashionable fabric face masks at the early stages of the Pandemic. Such efforts were in response to demand from the market and its partners, and which consequently enabled the Group's production capacity to be effectively utilized during the period. Nonetheless, the Group expects the demand for these products will significantly decrease with the rollout of vaccines that will help curb the effects of the Pandemic. In the meantime, as orders for bras and sports bras have resumed growth, the Group has readjusted its production lines to support development of these products, which constitute its core businesses. The Group is confident that the growth momentum will continue.

Another huge change brought by the Pandemic is the shift in sales channels, making e-commerce a key word for the future market. The Group will intensify its exploration and cooperation with emerging online brands and channels to prepare for future growth. Due to the need to simplify the size range of the bras as they are being purchased online so that consumers can conveniently pick a product that easily fits, comfortable loungewear-type products which tend to sell better online, and represents what Regina Miracle is particularly adept in, and therefore is able to quickly meet the needs of its brand partners.

In order to meet the strong order demand from its existing international brand partners, the Group will continue to improve the layout of its production capacity in Vietnam, including enhancing the efficiency and effectiveness of its factories at VSIP Hải Phòng and adding production lines in the existing factories to increase production capacity. The first phase of the facility in Hung Yen Province, Vietnam, which operates principally using seamless knitting technology, officially commenced operation in April 2021 and is expected to be able to meet the increasing business demand through the increase in production capacity.

布料加工及其他配件業務受惠於後疫情時代的生活模式轉變，此業務理想增長勢頭於來年亦將持續，本集團將繼續以創新為主導帶動加強有關高附加值業務。而在防疫產品業務方面，於疫情初期，本集團迅速應變，因應市場及合作夥伴的需求，開發及生產兼具功能及時尚的布口罩產品，亦令期間內的生產線得以有效利用。然而，隨著疫苗面世將有助遏止疫情，本集團預期防疫產品的需求將大幅下降。同時，隨著胸圍及運動胸圍的訂單回復增長，本集團已按需求重新調整生產線以支持該等核心業務之發展，有信心增長勢頭能夠持續。

疫情帶來的另一巨變是銷售渠道，電商將是未來市場的關鍵字。本集團將加緊與新興線上品牌及渠道的探索與合作，為未來增長做好準備。有見網購胸圍需簡化尺碼以便消費者更容易選擇合身產品，因此舒適的家居型產品銷情往往較佳，而這正是維珍妮的專長，因此能快速滿足品牌合作夥伴的需要。

為滿足現有國際品牌合作夥伴殷切的訂單需要，本集團將繼續完善越南的產能佈局，包括提升VSIP海防廠房產能的效率及效益，並在現有廠房內增加生產線以提升產能。至於主要應用無縫針織機技術的越南興安省廠房一期已於2021年4月正式投產，相信隨著產能增加，將可應付不斷增加的業務需求。

MANAGEMENT DISCUSSION AND ANALYSIS

管理層討論及分析

The management also noted that one of the biggest changes brought by the Pandemic was the reshaping of the global market landscape, and it also recognized the importance of diversifying markets and revenue streams. As the first country to have effectively controlled the Pandemic and thus the first economy to have recovered from its impact, China is not only the locomotive of global economic growth, but also a key battleground for major brands. Due to the strong demand from existing international brand partners to develop their business in Mainland China and the emergence of the many fashion and e-commerce brands in the PRC, as well as growing demand based on the “Made in China” ethos in the PRC, the management is targeting the vast prospects within the Chinese market. This has included the development of new brand partners and new sales channels, such as e-commerce, in Mainland China over the past year. Capitalizing on its established reputation in the industry in terms of perseverance and achievement in product innovation and quality over the years, the Group has developed the business domestic China with impressive results, having built a solid foundation in less than a year. Going forward, the Group will further strengthen its business deployment in the PRC, including team building and production support.

In recent years, the Group’s Shenzhen factory has faced constant difficulties in recruitment and rising costs. However, in line with the strategy of the Group’s international brand partners regarding their vigorous development in China and its own recent business development in the PRC, the Group recognises the need to optimize its production layout in China. After careful examination, the Group is considering to relocate its production facilities and has set its eyes on the High-Tech Industrial Park in Zhaoqing New District, Guangdong Province in the Greater Bay Area, which is intended to satisfy the huge demand of innovative intimate wear and sportswear products, etc. from the Mainland Chinese market. The production base in Vietnam will continue to cater for the demand from outside the PRC for its international brand partners. Details planning for the development of the new facilities in Zhaoqing is underway and updates on its progress will be announced in due course.

Since the Pandemic, the Group greatly recognizes the importance of optimizing the internal risk control. It will therefore pursue more precise and prudent deployment of human resources, raw materials and operations. In the face of the rising trend of raw materials in the coming year, the Group will approximately expand its supply channels, optimize its production processes, further implement automation and enhance the effectiveness of its craftsmanship, etc. in order to maintain its profitability through a multi-pronged approach to the control of overall costs.

管理層亦留意到最大的變化之一是疫情重塑了全球市場佈局，同時明白到多元發展市場的重要。中國作為疫情最快受控、經濟復甦最快的國家，不但是全球經濟增長的火車頭，同時亦成為各大品牌的兵家必爭之地。除了配合現有國際品牌合作夥伴在中國內地發展的殷切需求，國內時尚及電商品牌亦如雨後春筍般湧現，加之國內對「中國製造」的需求日增，管理層瞄準中國市場的廣闊前景，自去年起致力於國內開拓新品牌合作夥伴及新銷售渠道如電商。憑藉過去多年來在產品創新和品質上的堅持與成就於行內建立的良好聲譽，本集團在國內業務發展有成，於短短不足一年已迅速建立一定基礎，未來將進一步加強國內的業務佈局，包括團隊建設及生產支援。

本集團在深圳的廠房近年一直面對招工困難和成本上漲等問題，為配合國際品牌合作夥伴大力發展中國的策略，以及本集團自身在國內的最新業務發展所需，本集團深諳必須優化中國生產佈局，經過審慎研究，我們有意把中國內地的生產基地，遷往位於大灣區內的廣東省肇慶新區高新技術產業園。以全力應付中國市場對創新內衣、運動服裝等產品的殷切需求，而越南生產基地則繼續致力供應各大國際品牌合作夥伴於中國以外的海外需求。肇慶新廠房的發展細節正在規劃整理中，未來將適時公佈最新發展進程。

經歷世紀疫情後，本集團深明優化內控風險的重要性；因此，本集團於人力資源、原材料及運營等方面的調配上將追求更精確謹慎。面對原材料來年繼續上漲的趨勢，本集團將透過適當擴大供應渠道、優化生產流程、進一步推行自動化、提升工藝技術效益等措施，多管齊下控制整體成本，以維持盈利能力。

MANAGEMENT DISCUSSION AND ANALYSIS

管理層討論及分析

The management also understands that the volatility of the global novel coronavirus pandemic will introduce certain risks and uncertainties to the manufacturing supply chain. The Group must therefore actively devise contingencies to deal with such concerns. To facilitate greater agility production planning and ensure that the orders can be satisfied even if new lockdown measures are implemented due to the resurgence of the Pandemic in Vietnam or Shenzhen, the Group will proactively improve its production processes as well as implement digital upgrades to unlock and analyse end-to-end business process information, compress production cycles, improve product quality and enhance operational efficiency on the manufacturing side. Furthermore, it will seek to gain greater insights into business demand and expedite response to market needs on the management side, so as to ensure stable operations.

While the Pandemic has not yet subsided, Regina Miracle's determination to invest in resources to preserve our environment remains unchanged, especially in terms of strengthening energy management and carbon emission management in order to promote the long-term sustainable development of its business and that of the industry. In addition to continuing to deepen energy consumption control and carbon emission management measures in the PRC and Vietnam, the Group has installed solar panels at its Factory E in Hải Phòng, Vietnam and plans to install solar panels at other factories in the region to enhance energy saving and emission reduction for better overall energy efficiency. On the product side, the management is aware of the trend of eco-friendly products and the potential for development as evidenced by the recent enthusiastic response from its brand partners. Regina Miracle is also committed to working with strategic suppliers to promote the development of eco-friendly raw materials in the industry, so as to develop and manufacture more products with eco-friendly concepts, which will not only enrich its product portfolio and create demand, but also contribute to environmental protection, is in line with the concept of sustainable development, and drive the sustainable development of the industry.

Regina Miracle has been progressing forward thanks to its strengths in innovation and shrewd business acumen. By working together with its brand partners, Regina Miracle has ridden out various economic cycles and challenges. Looking ahead, the Group is confident that it can maintain its strong growth momentum and continue to leverage its leading position in intimate wear and functional sports products to seize new market opportunities and create long-term value for its brand partners and shareholders.

管理層亦深明面對全球新冠病毒疫情時有反覆，將為製造業供應鏈帶來一定的風險及不確定性，集團必須積極尋求對策以便應對。為使生產規劃更靈活，及確保即使越南或深圳再度爆發疫情而實施社區封鎖措施，亦可應付訂單需求，本集團積極優化業務流程同時推行數碼化升級，打通及分析端對端業務環節信息，在製造端壓縮生產週期、提高產品質量、提升營運效益，在管理端提升需求洞察敏銳度和對市場需求的反應速度，藉此確保業務營運保持平穩。

縱然疫情未卻，但維珍妮繼續投入環保資源，尤其加強能源管理與碳排放管理，藉以推動自身業務以至行業的長遠可持續發展。除在中越兩地繼續深化能耗管控及碳排放管理措施外，本集團已在越南海防E廠安裝太陽能光電板，亦計劃於在當地其他廠區陸續安裝太陽能光電板，加強節能減排，以提高能源效益。在產品方面，管理層留意到環保概念產品成大勢所趨，從近期品牌合作夥伴對相關產品的熱烈反應可見發展潛力，維珍妮亦致力與策略供應商推動行業環保原材料的開發，從而開發及製造更多含環保概念的產品，既可豐富產品組合、創造需求，亦為環保出一分力，符合可持續發展的理念，並戮力帶動行業可持續發展。

維珍妮一直以創新實力及靈敏觸覺砥礪前行，與品牌合作夥伴攜手共進，克服了不同的經濟周期及重重挑戰。展望未來，本集團有信心能夠延續強勁的增長勢頭，繼續發揮於貼身內衣與功能性運動產品領域的領先優勢，緊握新市場機遇，為品牌合作夥伴及股東創造長遠價值。

PROFILE OF DIRECTORS, SENIOR MANAGEMENT AND COMPANY SECRETARY

董事、高級管理層及公司秘書的履歷

EXECUTIVE DIRECTORS

Mr. HUNG Yau Lit (洪游歷) (also known as YY Hung (洪游奕)), aged 58, is the founder of the Group and has been a Director of the Company since its incorporation on 21 September 2010. He is also the Chairman, the Chief Executive Officer, the chairman of the nomination committee and a member of the remuneration committee of the Company. He is primarily responsible for formulating the overall development strategies and business plans and overseeing the operation of the Group. With over 21 years of experience in the intimate wear manufacturing industry, Mr. Hung has been the key driver of our business strategies and achievements to date and continues to oversee the management of our operations and business. Mr. Hung is also a director of each of the BVI, PRC and Hong Kong subsidiaries of the Group.

Mr. Hung is currently the executive vice president of Shenzhen Underwear Association (深圳市內衣行業協會) since 2012, the president of Shenzhen Guangming New District Charity Association (深圳市光明新區慈善會) since January 2015 and council member of South China Athletic Association (南華體育會). Mr. Hung received the Young Industrialist Awards of Hong Kong 2007 from Federation of Hong Kong Industries.

Mr. Hung is the uncle of Ms. Sze Shui Ling, senior management and executive Director of the Company. Mr. Yiu Ka So, senior management of the Company, is a cousin of Mrs. Hung.

Mr. YIU Kar Chun Antony (姚嘉駿), aged 45, was appointed as an executive Director of the Company on 22 June 2015. Mr. Yiu joined the Group as a financial controller on 17 June 2002 and was promoted to the Chief Financial Officer of the Group in 2005. Mr. Yiu is primarily responsible for overseeing the overall financial management, internal control, legal and compliance matters of the Group. He also serves as a director in a number of the Company's subsidiaries. Mr. Yiu has over 22 years of experience in financial management. Prior to joining the Group, Mr. Yiu worked at PricewaterhouseCoopers Hong Kong in the tax department from August 1998 to June 2002 and held the position of senior consultant from July 2000 to June 2002. Mr. Yiu graduated from the Hong Kong Polytechnic University with a first class honors degree of bachelor of arts in accountancy in November 1998. He is a fellow of Association of Chartered Certified Accountants, a fellow of Hong Kong Institute of Certified Public Accountants and a fellow of the Hong Kong Institute of Directors. Mr. Yiu is a cousin of Mr. Yiu Ka So, senior management of the Company.

執行董事

洪游歷(又名洪游奕)先生, 58歲, 為本集團創始人, 自本公司於2010年9月21日註冊成立起擔任本公司董事。彼亦為本公司主席、首席執行官、提名委員會主席兼薪酬委員會成員。彼主要負責制定整體發展策略及業務計劃以及監察本集團營運。洪先生於貼身內衣製造業擁有超過21年經驗, 至今仍為推動我們的業務策略及成就的關鍵成員, 並持續監察運作及業務管理。洪先生亦為本集團於英屬處女群島、中國及香港各附屬公司的董事。

洪先生自2012年起擔任深圳市內衣行業協會常務副會長, 自2015年1月起擔任深圳市光明新區慈善會會長兼南華體育會董事。洪先生獲香港工業總會頒發2007年香港青年工業家獎。

洪先生為本公司高級管理層兼執行董事施穗玲女士的舅父。本公司高級管理層姚加甦先生為洪太太的表弟。

姚嘉駿先生, 45歲, 於2015年6月22日獲委任為本公司執行董事。姚先生於2002年6月17日加入本集團擔任財務總監, 並於2005年晉升為本集團首席財務官。姚先生主要負責監察本集團的整體財務管理、內部監控、法律及合規事宜。彼亦於本公司多間附屬公司擔任董事職務。姚先生擁有超過22年財務管理經驗。於加入本集團前, 彼自1998年8月至2002年6月期間在香港羅兵咸永道會計師事務所稅務部工作, 並於2000年7月至2002年6月期間擔任高級顧問。姚先生於1998年11月畢業於香港理工大學, 取得甲級榮譽會計學學士學位。彼為英國特許公認會計師公會資深會計師、香港會計師公會資深會計師及香港董事學會資深會員。姚先生為本公司高級管理層姚加甦先生的堂弟。

PROFILE OF DIRECTORS, SENIOR MANAGEMENT AND COMPANY SECRETARY 董事、高級管理層及公司秘書的履歷

Mr. LIU Zhenqiang (劉震強), aged 46, was appointed as an executive Director of the Company on 22 June 2015 and has been the chief research and development and design officer of Regina Miracle Intimate Apparel (Shenzhen) Co., Ltd since April 2008. He is primarily responsible for product design, research and development management of the Group. He also serves as a director in a number of the Company's subsidiaries. Mr. Liu joined the previous bra processing facilities in February 1999 and held the positions as manager of the research and development department from February 1999 to September 2003 and chief research and development and design officer from September 2003 to April 2008. From August 1998 to February 1999, Mr. Liu served as a supervisor of quality assurance department at Shun Cheong Factory for shoulder pads manufacturing. He has over 21 years of experience in intimate wear design and research and development management and contributed in a number of utility model patents and invention patents on intimate wear design. Mr. Liu graduated from Wuxi College of Light Industry (無錫輕工大學) (later renamed as Jiangnan University (江南大學)) majoring in textile design in June 1998 and a degree of executive master of business administration from Cheung Kong Graduate School of Business (長江商學院) in September 2013.

Mr. CHEN Zhiping (陳志平), aged 44, was appointed as an executive Director of the Company and the Chief Operating Officer of the Group on 22 June 2015 and 30 November 2015 respectively, and has been the general manager of Regina Miracle Intimate Apparel (Shenzhen) Co., Ltd ("RMIA Shenzhen") since April 2008. He is primarily responsible for production management of the Group. He is also a director of both RMIA Shenzhen and Regina Miracle (Shenzhen) Ltd. Mr. Chen joined the previous bra processing facilities in October 2000 and held the following positions: production supervisor from October 2000 to June 2001, production manager from June 2001 to September 2003, senior production manager from September 2003 to June 2006 and general manager from June 2006 to April 2008. He has over 19 years of experience in intimate wear manufacture management. Mr. Chen obtained a bachelor degree in shipbuilding engineering from East China Shipbuilding Institute (華東船舶工業學院) (later renamed as Jiangsu University of Science and Technology (江蘇科技大學)) in July 1999 and a degree of executive master of business administration from Cheung Kong Graduate School of Business (長江商學院) in September 2013. Mr. Chen is the Committee Member of the 11th Chinese People's Political Consultative Conference of Zhaoqing.

劉震強先生，46歲，於2015年6月22日獲委任為本公司執行董事，並自2008年4月起擔任麗晶維珍妮內衣(深圳)有限公司研發及設計總監。彼主要負責本集團產品設計及研發管理。彼亦於本公司多間附屬公司擔任董事職務。劉先生於1999年2月加入前胸圍加工廠，並自1999年2月至2003年9月期間擔任研發部經理，自2003年9月至2008年4月期間擔任研發及設計總監。自1998年8月至1999年2月期間，劉先生於製造墊肩的信昌廠擔任品質保證部主管。彼在貼身內衣設計及研發管理方面擁有超過21年經驗，為若干實用新型專利及貼身內衣設計發明專利作出貢獻。劉先生於1998年6月畢業於無錫輕工大學(後改名為江南大學)，主修紡織品設計專業，並於2013年9月獲長江商學院頒發行政人員工商管理碩士學位。

陳志平先生，44歲，分別於2015年6月22日及2015年11月30日獲委任為本公司執行董事及首席營運官，並自2008年4月起擔任麗晶維珍妮內衣(深圳)有限公司("RMIA Shenzhen")總經理。彼主要負責本集團生產管理。彼亦為RMIA Shenzhen及維珍妮內衣(深圳)有限公司董事。陳先生於2000年10月加入前胸圍加工廠並擔任以下職位：於2000年10月至2001年6月期間擔任生產主管、於2001年6月至2003年9月期間擔任生產經理、於2003年9月至2006年6月期間擔任高級生產經理及於2006年6月至2008年4月期間擔任總經理。彼在貼身內衣製造管理方面擁有超過19年經驗。陳先生於1999年7月於華東船舶工業學院(後改名為江蘇科技大學)取得船舶工程學士學位，並於2013年9月獲長江商學院頒發行政人員工商管理碩士學位。陳先生為第十一屆肇慶市協委員。

PROFILE OF DIRECTORS, SENIOR MANAGEMENT AND COMPANY SECRETARY

董事、高級管理層及公司秘書的履歷

Ms. SZE Shui Ling (施穗玲), aged 49, was appointed as an executive Director of the Company on 22 June 2015. She has been the sales and marketing director of Regina Miracle International Limited since 24 June 1999 and Regina Miracle International (Group) Limited since 18 September 2006. She is responsible for the sales and marketing affairs of the Group. Ms. Sze has over 22 years of experience in the sales and marketing of intimate wear. She is also a director of a number of the Company's subsidiaries. Ms. Sze holds a certificate in tourism management program in Camosun College in Canada in December 1996. Ms. Sze is the niece of Mr. Hung.

INDEPENDENT NON-EXECUTIVE DIRECTORS

Dr. OR Ching Fai (柯清輝), aged 71, was appointed as an independent non-executive Director of the Company on 11 September 2015 and is the chairman of the audit committee. Dr. Or is primarily responsible for providing strategic advice and guidance on the business development of the Group.

Dr. Or received a bachelor of social sciences degree in economics and psychology from the University of Hong Kong in July 1972 before joining The Hongkong and Shanghai Banking Corporation Limited as a management trainee. Dr. Or worked in a variety of positions in personnel, securities, retail and corporate banking divisions. Dr. Or was appointed as general manager and group general manager in 2000 and became an executive director in 2005. Dr. Or was then appointed as vice-chairman and chief executive of Hang Seng Bank Limited (恒生銀行有限公司), a banking company listed on The Stock Exchange of Hong Kong Limited ("**Hong Kong Stock Exchange**"), in 2005 and retired in May 2009.

Dr. Or holds the following positions in companies listed on the Hong Kong Stock Exchange.

施穗玲女士，49歲，於2015年6月22日獲委任為本公司執行董事，自1999年6月24日起擔任維珍妮國際有限公司的銷售及市場總監，並自2006年9月18日同時擔任維珍妮國際(集團)有限公司的銷售及市場總監。彼負責本集團的銷售及市場推廣事務。施女士於貼身內衣銷售及市場推廣累積超過22年經驗。彼亦為本公司多間附屬公司董事。施女士於1996年12月獲加拿大卡莫森學院頒發旅遊管理課程證書。施女士為洪先生的外甥女。

獨立非執行董事

柯清輝博士，71歲，於2015年9月11日獲委任為本公司獨立非執行董事，並擔任審核委員會主席。柯博士主要負責就本集團的業務發展提供策略性意見及指導。

柯博士於1972年7月自香港大學取得社會科學學士(經濟學與心理學)學位，其後加入香港上海滙豐銀行有限公司任管理見習生。柯博士於人事、證券、零售及企業銀行部門擔任不同職位。柯博士於2000年獲委任為總經理及集團總經理，並於2005年出任執行董事。柯博士隨後於2005年獲委任為恒生銀行有限公司(一間於香港聯合交易所有限公司(「香港聯交所」)上市的銀行公司)副主席兼行政總裁，並於2009年5月退休。

柯博士於香港聯交所上市的公司擔任下列職位。

PROFILE OF DIRECTORS, SENIOR MANAGEMENT AND COMPANY SECRETARY

董事、高級管理層及公司秘書的履歷

Company and its Principal Business 公司及其主要業務	Stock Exchange 證券交易所	Position 職位
Chow Tai Fook Jewellery Group Limited (周大福珠寶集團有限公司), a jewellery company 周大福珠寶集團有限公司，為一間珠寶公司	Hong Kong Stock Exchange 香港聯交所	Independent non-executive director 獨立非執行董事
China Strategic Holdings Limited (中策集團有限公司), an investment and metal trading company 中策集團有限公司，為一間投資及金屬買賣公司	Hong Kong Stock Exchange 香港聯交所	Chairman and non-executive director 主席兼非執行董事
Playmates Holdings Limited (彩星集團有限公司), a property investment and toy marketing company (effective date: 21 May 2021) 彩星集團有限公司，為一間物業投資及 玩具市場推廣公司(生效日期：2021年5月21日)	Hong Kong Stock Exchange 香港聯交所	Independent non-executive director 獨立非執行董事

Dr. Or has been appointed as independent non-executive director of Industrial and Commercial Bank of China (Asia) Limited in December 2018. He ceased to act as non-executive chairman and non-executive director of Esprit Holdings Limited on 1 January 2021, ceased to act as independent non-executive director of Television Broadcasts Limited on 1 January 2020 and ceased to act as independent non-executive director of Industrial and Commercial Bank of China Limited on 31 October 2018. He was the vice-chairman and independent non-executive director of G-Resources Group Limited until his retirement on 30 June 2017. He was also an independent non-executive director of Hutchison Whampoa Limited (和記黃埔有限公司) and Cathay Pacific Airways Limited (國泰航空有限公司), from February 2000 to May 2009 respectively. All these companies are listed on The Hong Kong Stock Exchange. Dr. Or was the deputy chairman and non-executive director of Aquis Entertainment Limited, a company listed on the Australian Securities Exchange, until his retirement on 31 December 2017.

柯博士於2018年12月獲委任為中國工商銀行(亞洲)有限公司的獨立非執行董事。彼自2021年1月1日起不再擔任思捷環球控股有限公司的非執行主席兼非執行董事、自2020年1月1日起不再擔任電視廣播有限公司的獨立非執行董事及自2018年10月31日起不再擔任中國工商銀行股份有限公司的獨立非執行董事。彼曾擔任國際資源集團有限公司的副主席兼獨立非執行董事直至2017年6月30日退任。彼亦曾於2000年2月至2009年5月期間分別擔任和記黃埔有限公司及國泰航空有限公司的獨立非執行董事。該等公司均於香港聯交所上市。柯博士曾擔任Aquis Entertainment Limited(一間於澳洲證券交易所上市的公司)的副主席兼非執行董事直至2017年12月31日退任。

PROFILE OF DIRECTORS, SENIOR MANAGEMENT AND COMPANY SECRETARY

董事、高級管理層及公司秘書的履歷

Dr. Or is a vice patron of the board of the Community Chest of Hong Kong. He was also the chairman of the Hong Kong Association of Banks in 2000 and 2003 and was vice chairman of the Hong Kong Association of Banks in 2001, 2002, 2004 and 2005. He was also the chairman of the Financial Services Advisory Committee and a member of the Services Promotion Programme Committee of the Hong Kong Trade Development Council. He was a member of the Risk Management Committee of the Hong Kong Exchanges and Clearing Limited, vice president and a council member of the Hong Kong Institute of Bankers, a member of the Aviation Development Advisory Committee, the chairman of Executive and Campaign Committee of the Community Chest of Hong Kong, the deputy council chairman of the Council of City University of Hong Kong, a council member of the University of Hong Kong, an adviser of the Employers' Federation of Hong Kong and a member of the Planning Committee of the 5th East Asian Games.

Dr. Or was awarded a Silver Bauhinia Star from the Hong Kong Special Administrative Region and Honorary University Fellow from the University of Hong Kong in 2009. He was conferred an Honorary Doctor of Social Science by the City University of Hong Kong and an Honorary Fellowship by Hang Seng Management College in November 2014 and May 2017 respectively. Dr. Or is a Justice of the Peace.

Mrs. TO WONG Wing Yue Annie (陶王永愉), aged 65, was appointed as an independent non-executive Director of the Company on 11 September 2015 and is primarily responsible for providing strategic advice and guidance on the business development of our Group. She is also a member of the audit committee, the nomination committee and the chairman of the remuneration committee of the Company. Mrs. To has extensive experience in the garments trading industry. Prior to joining the Group, Mrs. To was employed by Mast Industries (Far East) Limited, the sourcing arm of LBrands, as the president from January 2007 to May 2013 and the executive vice president from September 1996 to December 2006. From April 1995 to August 1996, she served as a director of Li & Fung (Trading) Ltd., a Hong Kong based global sourcing company. From January 1991 to February 1995, Mrs. To was the executive vice-president of Bonaventure Textiles Limited, a garment manufacturing company. From June 1979 to December 1990, Mrs. To held various positions from executive trainee to assistant managing director of Swire and MacLaine Limited, the trading division of John Swire & Sons Limited. Mrs. To obtained a bachelor degree of arts from the University of Hong Kong in November 1979.

柯博士現為香港公益金名譽副會長。此外，彼於2000年及2003年為香港銀行公會主席，於2001年、2002年、2004年及2005年為香港銀行公會副主席，亦為香港貿易發展局金融服務諮詢委員會主席和服務業拓展計劃委員會成員。柯博士曾為香港交易及結算有限公司風險管理委員會成員、香港銀行學會副會長及理事會成員、航空發展諮詢委員會成員、香港公益金執行及籌募委員會主席、香港城市大學校董會副主席、香港大學校務委員會成員、香港僱主聯合會諮詢顧問及第五屆東亞運動會籌備委員會成員。

柯博士於2009年獲香港特別行政區頒授銀紫荊星章及獲香港大學頒發榮譽院士。彼其後於2014年11月及2017年5月分別獲香港城市大學及恒生管理學院頒授榮譽社會科學博士學位及榮譽院士銜。柯博士現為太平紳士。

陶王永愉女士，65歲，於2015年9月11日獲委任為本公司獨立非執行董事，主要負責就本集團的業務發展提供策略性意見及指導。彼亦為本公司審核委員會及提名委員會成員兼薪酬委員會主席。陶女士於成衣貿易行業具豐富經驗。加入本集團前，陶女士分別於2007年1月至2013年5月期間及於1996年9月至2006年12月期間獲美國萬事達(遠東)有限公司(LBrands旗下採購部門)聘任為總裁及副行政總裁。由1995年4月至1996年8月期間，彼擔任利豐(貿易)有限公司(一間總部設於香港的全球性採購公司)董事。由1991年1月至1995年2月期間，陶女士為Bonaventure Textiles Limited(一間成衣製造公司)的副行政總裁。由1979年6月至1990年12月期間，陶女士於太古貿易有限公司(英國太古集團有限公司旗下貿易部門)擔任管理見習生至助理董事總經理等多個職位。陶女士於1979年11月取得香港大學文學士學位。

PROFILE OF DIRECTORS, SENIOR MANAGEMENT AND COMPANY SECRETARY 董事、高級管理層及公司秘書的履歷

Ms. TAM Laiman (譚麗文), aged 67, was appointed as an independent non-executive Director of the Company on 11 September 2015 and is primarily responsible for providing strategic advice and guidance on the business development of our Group. She is also a member of the audit committee, the remuneration committee and the nomination committee of the Company. Ms. Tam has extensive management experience in the consumer products marketing, distribution and retailing industry. Ms. Tam retired from the office either as a manager or an executive director of the following six group companies in Swire Pacific Limited on 1 October 2018: SRM Holdings, Inc., a holding company of brands investment; United Sheen Limited, a holding company of brands investment; Columbia Sportswear Commercial (Shanghai) Co., Ltd. (哥倫比亞運動服裝商貿(上海)有限公司), a sales and distribution company of branded outdoor and sports clothing and footwear; SCCH Limited, a holding company of brands investment; Swire Brands Limited, a holding company of consumer brands investment, and Swire Industrial Limited, an investment holding company in cold storage, waste management, environmental services, painting and sugar businesses, and distribution and sales of motor vehicles in PRC and Hong Kong.

From January 1990 to July 2013, Ms. Tam served the positions as managing director, director and general manager of Swire Resources Limited, a marketing, distribution and retail company of branded clothing and footwear product, where she was primarily responsible for the company's overall development and operation. From October 1987 to December 1989, Ms. Tam was the general manager in charge of the overall operation of Reebok Hong Kong Ltd., a sports brand company of clothing and footwear. From December 1983 to May 1987, Ms. Tam worked at Plough Consumer Products (Asia) Ltd., a consumer products marketing and distribution company, as the regional marketing manager responsible for the Southeast Asia market. From May 1978 to November 1983, Ms. Tam worked at the group companies of Fung Ping Fan Group, a diversified company involving in consumer brands distribution and real estate businesses.

Ms. Tam obtained a bachelor degree in administration from University of Ottawa in May 1976. Ms. Tam has been an executive committee member of Benji's Centre (庭恩兒童中心) and the vice chairman of the supervisory board of Macao International Brand Enterprise Commercial Association (澳門國際品牌企業商會) since 2009.

譚麗文女士，67歲，於2015年9月11日獲委任為本公司獨立非執行董事，並主要負責就本集團的業務發展提供策略性意見及指導。彼亦為本公司審核委員會、薪酬委員會及提名委員會的成員。譚女士於消費產品市場推廣、分銷及零售行業內擁有廣泛管理經驗。譚女士於2018年10月1日退休，不再擔任下列太古股份有限公司的六間集團公司的經理或執行董事：SRM Holdings, Inc. (一間品牌投資控股公司)、United Sheen Limited (一間品牌投資控股公司)、哥倫比亞運動服裝商貿(上海)有限公司(一間品牌戶外及運動服裝及鞋類的銷售及分銷公司)、SCCH Limited (一間品牌投資控股公司)、太古品牌有限公司(一間消費品牌投資控股公司)及太古實業有限公司(一間投資控股公司，其投資業務包括冷藏倉庫、廢物管理、環境服務、漆油及糖業，並於中國內地及香港經銷及銷售汽車)。

由1990年1月至2013年7月期間，譚女士擔任太古資源有限公司(一間品牌服裝及鞋類產品的市場推廣、分銷及零售公司)的董事總經理、董事及總經理，主要負責公司的整體發展及營運工作。由1987年10月至1989年12月期間，譚女士為銳步香港有限公司(一間運動服裝及鞋類品牌公司)的總經理，負責整體營運。由1983年12月至1987年5月期間，譚女士於保雅消費品(亞洲)有限公司(一間消費產品市場推廣及分銷公司)擔任東南亞市場的區域營銷經理。由1978年5月至1983年11月期間，譚女士於Fung Ping Fan Group的集團公司(一間營運消費品牌分銷及房地產業務的多元化公司)工作。

譚女士於1976年5月取得渥太華大學行政管理學士學位。譚女士自2009年起為庭恩兒童中心的執行委員會成員及澳門國際品牌企業商會監事委員會副主席。

PROFILE OF DIRECTORS, SENIOR MANAGEMENT AND COMPANY SECRETARY

董事、高級管理層及公司秘書的履歷

SENIOR MANAGEMENT

Mr. HUANG Guoxian (黃國賢), aged 56, has been the general manager of technology development of RMIA Shenzhen since April 2008. He is responsible for technology, research and development and machinery improvement of the Group, and contributed in several utility model patents and invention patents on intimate wear design, including one-piece bra. Mr. Huang is also the vice chairman of RMIA Shenzhen and a Director of RM Shenzhen. He joined the previous bra processing facilities in February 1999 and held the positions as manager of the research and development department from February 1999 to March 2003 and chief technology officer from March 2003 to April 2008. From June 1988 to February 1999, Mr. Huang worked as supervisor of the research and development department at Shun Cheong Factory for shoulder pads manufacturing. Mr. Huang has over 21 years of experience in the intimate wear manufacturing industry. Mr. Huang obtained a high school diploma from Fuqing Jiangdou Huaqiao Middle School (福清江兜華僑中學) in July 1982.

Mr. YIU Ka So (姚加甦), aged 47, has been the general manager of operation of the Group since he joined the Group on 3 March 2004. He is primarily responsible for operations management of the Group. Mr. Yiu is also the vice chairman of RMIA Shenzhen, a director of RM Shenzhen, the legal representative and general director of Regina Miracle International (Vietnam) Co., Ltd and of Regina Miracle International Hung Yen Co., Ltd. Mr. Yiu has over 16 years of experience in enterprise and operations management. Mr. Yiu served at Panda Green Energy Group Limited (formerly known as Goldpoly New Energy Holdings Limited), a solar company listed on the Hong Kong Stock Exchange, as an executive director from October 2010 to December 2013. Mr. Yiu obtained a bachelor degree in engineering and a master degree of science in civil engineering, both from the University of Hong Kong, in December 1997 and November 2001, respectively. Mr. Yiu is a cousin of Mr. Yiu Kar Chun Antony and Mrs. Hung.

高級管理層

黃國賢先生，56歲，自2008年4月起擔任RMIA Shenzhen技術發展部總經理。彼負責本集團的技術、研發以及機械改良，亦為若干實用新型專利及貼身內衣設計發明專利（包括一件式胸圍發明專利）作出貢獻。黃先生亦為RMIA Shenzhen的副董事長及RM Shenzhen的董事。彼於1999年2月加入前胸圍加工廠，曾擔任的職位包括由1999年2月至2003年3月期間擔任研發部經理及由2003年3月至2008年4月期間擔任技術總監。由1988年6月至1999年2月期間，黃先生於製造墊肩的信昌廠擔任研發部主管。黃先生於貼身內衣製造業累積超過21年經驗。黃先生於1982年7月取得福清江兜華僑中學高中文憑。

姚加甦先生，47歲，自2004年3月3日加入本集團起擔任本集團營運總經理。彼主要負責本集團的營運管理。姚先生亦擔任RMIA Shenzhen副董事長、RM Shenzhen董事、維珍妮國際(越南)有限公司及Regina Miracle International Hung Yen Co., Ltd法定代表兼總經理。姚先生於企業營運管理方面擁有超過16年經驗。姚先生由2010年10月至2013年12月期間於熊貓綠色能源集團有限公司(前稱為Goldpoly New Energy Holdings Limited，一間於香港聯交所上市的太陽能公司)擔任執行董事。姚先生分別於1997年12月及2001年11月期間獲得香港大學工程學士學位及土木工程理科學士學位。姚先生為姚嘉駿先生的堂哥及洪太太的表弟。

PROFILE OF DIRECTORS, SENIOR MANAGEMENT AND COMPANY SECRETARY 董事、高級管理層及公司秘書的履歷

Ms. LEUNG, Mai Ling Connie (梁美玲), aged 55, has been the general manager of business division of the Group since she joined the Group on 3 September 2003. She is responsible for sales management of the Group. Ms. Leung has over 29 years of experience in the clothing industry, of which over 17 years in the intimate wear manufacturing industry. Prior to joining the Group, Ms. Leung worked at PLH Fashion Group, a trading company, as a divisional manager primarily responsible for merchandising and management from November 2002 to September 2003. From 1995 to 2002, Ms. Leung worked at Mast Industries (Far East) Limited, a garments and accessories trading company, as a merchandising manager and regional merchandising manager, where she was primarily responsible for the regional market management. From October 1993 to June 1995, she served as a sourcing manager in charge of material sourcing, purchasing and development in Lion-Redcliffe & Company Limited, an embroidery manufacturer. In addition, Ms. Leung served as an assistant merchandiser overseeing sample development, production and shipment in Texunion Garment Co., Ltd., a garment manufacturer, from July 1985 to June 1986.

Ms. Leung obtained a diploma in clothing in Hong Kong Vocational Training Council in July 1985, a national diploma in clothing in Hong Kong Business and Technical Education Council in March 1986, a diploma in clothing design and production management from the Clothing and Footwear Institute in 1993. Ms. Leung completed the modular post-graduate diplomas in textile and clothing and clothing studies in October 1995 and November 1996, respectively, and obtained a master of arts degree in clothing studies from the Hong Kong Polytechnic University in December 1999.

Mr. LIANG Changming (梁長明), aged 41, has been the sample development deputy general manager of shoe division of RMIA Shenzhen since February 2012. He is responsible for research and development of shoe products of the Group. He was also the senior manager of the research and development department of RMIA Shenzhen from April 2008 to February 2012. Mr. Liang joined the previous bra processing facilities in June 2003 and held the positions in the research and development department as supervisor from June 2003 to May 2006 and manager from May 2006 to April 2008. Mr. Liang has over 17 years of experience in intimate wear manufacturing industry, specializing in bra pads, bras and sports bras. Mr. Liang obtained a bachelor degree in textile examination and commerce from Donghua University (東華大學) in July 2003.

梁美玲女士，55歲，自2003年9月3日加入本集團起擔任本集團業務部總經理。彼負責本集團銷售管理。梁女士於服裝業累積超過29年經驗，當中超過17年從事貼身內衣製造業。加入本集團前，梁女士由2002年11月至2003年9月期間於貿易公司PLH Fashion Group擔任部門經理，主要負責採購管理。由1995年至2002年，梁女士於成衣及飾品貿易公司美國萬事達(遠東)有限公司擔任採購經理及區域採購經理，主要負責區域市場管理。彼由1993年10月至1995年6月期間於刺繡製造商Lion-Redcliffe & Company Limited擔任採購經理，負責材料採購、購買及開發。此外，梁女士由1985年7月至1986年6月期間於成衣製造商Texunion Garment有限公司擔任助理採購員，監督樣板開發、生產及貨運。

梁女士於1985年7月獲香港職業訓練局頒發服裝專業文憑，於1986年3月獲香港商業與技術教育委員會(Hong Kong Business and Technical Education Council)頒發服裝國家文憑，並於1993年獲製衣及鞋類學會頒發成衣設計及生產管理文憑。梁女士分別於1995年10月及1996年11月完成紡織與服裝及服裝研究深造文憑，並於1999年12月取得香港理工大學頒授的服裝研究文學碩士學位。

梁長明先生，41歲，自2012年2月起擔任RMIA Shenzhen運動鞋樣品研發部副總經理，彼負責本集團運動鞋產品的研發。彼亦由2008年4月至2012年2月期間為RMIA Shenzhen研發部的高級經理。梁先生於2003年6月加入前胸圍加工廠，並由2003年6月至2006年5月期間於研發部擔任主管及由2006年5月至2008年4月期間擔任經理。梁先生於貼身內衣(特別是胸杯、胸圍以及運動型胸圍)製造業累積超過17年經驗。梁先生於2003年7月獲東華大學頒發紡織品檢驗及貿易學士學位。

PROFILE OF DIRECTORS, SENIOR MANAGEMENT AND COMPANY SECRETARY

董事、高級管理層及公司秘書的履歷

Mr. ZHANG Wenbo (張文博), aged 41, has been the deputy general manager of the research and development department of RMIA Shenzhen since December 2017. He is responsible for coordinating and promoting intimate wear and product development of the Group. He was also the senior manager of the research and development department of RMIA Shenzhen from April 2008 to February 2012 and the sample development deputy general manager of the intimate wear division of RMIA Shenzhen from February 2012 to December 2016. He was the sample development deputy general manager of the sportswear division of RMIA Shenzhen from December 2016 to November 2017. Mr. Zhang joined the previous bra processing facilities in September 2002 and held the positions in the research and development department as supervisor from September 2002 to May 2004 and manager from May 2004 to April 2008. Mr. Zhang has over 17 years of experience in the research and development of intimate wear products. Mr. Zhang obtained a bachelor degree in thermal engineering from Jiamusi University (佳木斯大學) in June 2002.

COMPANY SECRETARY

Mr. LAW Kwan Chuen (羅鈞全), aged 42, joined the Group on 15 December 2011 as our group financial controller and was appointed as company secretary of the Company on 22 June 2015. He is primarily responsible for financial reporting, corporate finance and company secretarial matters of the Group. Mr. Law has approximately 20 years of experience in auditing, financial reporting and corporate finance. Prior to joining the Group, Mr. Law worked at PricewaterhouseCoopers from October 2004 to December 2011 with the last position as manager. From July 2001 to October 2004, he worked at Moore Stephens as an auditor. Mr. Law obtained a bachelor degree of business administration majoring in professional accountancy from The Chinese University of Hong Kong (香港中文大學) in November 2001. He has been an associate member of the Institute of Chartered Secretaries and Administrators in the United Kingdom since February 2004 and the Hong Kong Institute of Chartered Secretaries since September 2004. Mr. Law has also been a Chartered Financial Analyst (“CFA”) charter holder of the CFA Institute since September 2006, a fellow member of ACCA since July 2009 and a fellow member of HKICPA since September 2014.

張文博先生，41歲，自2017年12月起擔任RMIA Shenzhen研發中心新開發部的副總經理，負責統籌和推動本集團內衣及產品研發。彼亦由2008年4月至2012年2月期間為RMIA Shenzhen研發部的高級經理，並由2012年2月至2016年12月期間為RMIA Shenzhen貼身內衣樣品研發部的副總經理，亦由2016年12月至2017年11月期間為運動服裝樣品研發部副總經理。張先生於2002年9月加入前胸圍加工廠，並由2002年9月至2004年5月期間於研發部擔任主管及由2004年5月至2008年4月期間擔任經理。張先生於貼身內衣產品研發擁有超過17年經驗。張先生於2002年6月獲佳木斯大學頒發熱能工程學士學位。

公司秘書

羅鈞全先生，42歲，於2011年12月15日加入本集團，擔任集團財務總監，並於2015年6月22日獲委任為本公司的公司秘書。彼主要負責本集團的財務報告、企業融資及公司秘書事宜。羅先生在審計、財務報告以及企業融資方面累積約20年經驗。於加入本集團前，羅先生由2004年10月至2011年12月期間於羅兵咸永道會計師事務所任職，離職前職位為經理。由2001年7月至2004年10月期間，彼於馬施雲會計師事務所擔任核數師。羅先生於2001年11月取得香港中文大學的工商管理學士學位，主修專業會計。彼自2004年2月起成為英國特許秘書及行政人員公會的成員，以及自2004年9月起成為香港特許秘書公會的成員。羅先生自2006年9月起成為特許金融分析師協會(CFA Institute)的特許金融分析師(「CFA」)，由2009年7月開始為英國特許公認會計師公會的資深會員及由2014年9月開始為香港會計師公會的資深會員。

REPORT OF THE DIRECTORS

董事會報告

The Board is pleased to present their report together with the audited consolidated financial statements of the Company and its subsidiaries (collectively, the “Group”) for the year ended 31 March 2021.

PRINCIPAL ACTIVITIES

The principal activity of the Company is investment holding. The activities of the subsidiaries are set out in note 10 to the consolidated financial statements.

An analysis of the Group’s performance for the year by operating segment is set out in note 5 to the consolidated financial statements.

RESULTS AND APPROPRIATIONS

The results of the Group for the year ended 31 March 2021 are set out in the consolidated financial statements on pages 165 to 166 of this annual report.

The Board has recommended to pay to the shareholders of the Company a final dividend of HK3.3 cents per share and a special dividend of HK1.5 cents per share for the year ended 31 March 2021. Subject to the approval of the proposed final dividend and special dividend by the shareholders of the Company at the forthcoming annual general meeting to be held on Monday, 13 September 2021, the final dividend and special dividend are expected to be paid on or about Tuesday, 5 October 2021.

CLOSURE OF REGISTER OF MEMBERS FOR ENTITLEMENT TO ATTEND AND VOTE AT ANNUAL GENERAL MEETING

For the purpose of determining the shareholders’ eligibility to attend and vote at the annual general meeting, the register of members of the Company will be closed from Tuesday, 7 September 2021 to Monday, 13 September 2021, both days inclusive. In order to qualify for attending and voting at the annual general meeting, shareholders should ensure that all properly completed transfer forms accompanied by the relevant share certificates must be lodged for registration with the Company’s Hong Kong branch share registrar, Computershare Hong Kong Investor Services Limited at Shops 1712–1716, 17/F, Hopewell Centre, 183 Queen’s Road East, Wanchai, Hong Kong no later than 4:30 p.m. (Hong Kong time) on Monday, 6 September 2021. The annual general meeting of the Company will be held on Monday, 13 September 2021.

董事會欣然提呈本公司及其附屬公司(統稱「本集團」)截至2021年3月31日止年度的董事會報告及經審核綜合財務報表。

主要業務

本公司的主要業務為投資控股。其附屬公司的業務載列於綜合財務報表附註10。

按經營分部劃分的本集團年內表現分析載列於綜合財務報表附註5。

業績及分配

本集團截至2021年3月31日止年度的業績載於本年報綜合財務報表第165至166頁。

董事會建議就截至2021年3月31日止年度向本公司股東分別派付每股3.3港仙及每股1.5港仙的末期股息及特別股息。待本公司股東在即將於2021年9月13日(星期一)舉行的股東週年大會上批准建議末期股息及特別股息後，預期末期股息及特別股息將於2021年10月5日(星期二)或前後派付。

暫停辦理股東登記手續以享有出席股東週年大會並於會上投票的權利

為釐定股東出席股東週年大會並於會上投票的資格，本公司將由2021年9月7日(星期二)至2021年9月13日(星期一)(包括首尾兩天)期間暫停辦理股東登記手續。為符合資格出席股東週年大會並於會上投票，股東應確保所有填妥的過戶文件連同相關股票必須於香港時間2021年9月6日(星期一)下午4時30分(香港時間)前，送交本公司香港證券登記分處香港中央證券登記有限公司，地址為香港灣仔皇后大道東183號合和中心17樓1712–1716號舖，以辦理登記手續。本公司將於2021年9月13日(星期一)舉行股東週年大會。

CLOSURE OF REGISTER OF MEMBERS FOR ENTITLEMENT TO FINAL DIVIDEND AND SPECIAL DIVIDEND

For the purpose of ascertaining shareholders' entitlement for the final dividend and special dividend, the register of members of the Company will be closed from Monday, 20 September 2021 to Thursday, 23 September 2021, both days inclusive. To qualify for the final dividend and special dividend, shareholders should ensure that all properly completed transfer forms accompanied by the relevant share certificates must be lodged for registration with the Company's Hong Kong branch share registrar, Computershare Hong Kong Investor Services Limited at Shops 1712-1716, 17/F, Hopewell Centre, 183 Queen's Road East, Wanchai, Hong Kong no later than 4:30 p.m. (Hong Kong time) on Friday, 17 September 2021.

BUSINESS REVIEW

A review of the business of the Group during the year and a discussion on the Group's future business development are set out in the Chairman's Statement as well as the Management Discussion and Analysis on pages 6 to 11 and pages 12 to 30 of this annual report respectively. Discussions on the Group's relationships with its key stakeholders are also set out in the Chairman's Statement on pages 6 to 11 of this annual report. An analysis of the Group's performance during the year using financial key performance indicators is set out in the Group's Financial Information Summary on page 252 of this annual report.

FINANCIAL SUMMARY

A summary of the published results and of the assets and liabilities of the Group for the last five years ended 31 March 2021 are set on page 252 of this annual report.

SHARE CAPITAL

Details of the movements in the share capital of the Company are set out in note 22 to the consolidated financial statements.

RESERVES

Details of the movements in the reserves of the Group and the Company during the year are set out in the consolidated statement of changes in equity and note 23 to the consolidated financial statements.

暫停辦理股東登記手續以享有收取末期股息及特別股息的權利

為確定股東享有收取末期股息及特別股息的權利，本公司將由2021年9月20日(星期一)至2021年9月23日(星期四)(包括首尾兩天)期間暫停辦理股東登記手續。為符合資格收取末期股息及特別股息，股東應確保所有填妥的過戶文件連同相關股票必須於香港時間2021年9月17日(星期五)下午4時30分(香港時間)前，送交本公司香港證券登記分處香港中央證券登記有限公司，地址為香港灣仔皇后大道東183號合和中心17樓1712-1716號舖，以辦理登記手續。

業務回顧

本集團於年內的業務回顧及有關本集團未來業務發展的討論分別載於本年報第6至11頁及第12至30頁的主席報告以及管理層討論及分析。有關本集團與其主要利益相關者關係的討論亦載於本年報第6至11頁的主席報告。使用財務關鍵績效指標進行的本集團年內的表現分析載於本年報第252頁本集團的財務資料概要。

財務概要

本集團截至2021年3月31日止年度過去五年的已刊發業績以及資產及負債概要載於本年報第252頁。

股本

本公司股本變動詳情載於綜合財務報表附註22。

儲備

年內本集團與本公司的儲備變動詳情載於綜合權益變動表及綜合財務報表附註23。

REPORT OF THE DIRECTORS

董事會報告

DISTRIBUTABLE RESERVES

As at 31 March 2021, the reserves of the Company available for distribution to the shareholders of the Company amounted to approximately HK\$1,772.0 million (2020: HK\$1,760.6 million).

DONATIONS

Charitable donations made by the Group during the year ended 31 March 2021 amounted to HK\$0.7 million (2020: HK\$1.8 million).

PRE-EMPTIVE RIGHTS

There is no provision for pre-emptive rights under the Company's articles of association or the laws of the Cayman Islands which would oblige the Company to offer new shares on a pro rata basis to existing shareholders.

PURCHASE, SALE OR REDEMPTION OF LISTED SECURITIES

Neither the Company nor any of its subsidiaries has purchased, sold or redeemed any of the Company's listed securities for the year ended 31 March 2021.

SHARE OPTION SCHEME

The shareholders of the Company approved and adopted a share option scheme on 11 September 2015 (the "**Share Option Scheme**") to enable the Company to grant options to eligible participants as incentives and rewards for their contribution to the Group. The Share Option Scheme took effect on 8 October 2015 (the listing date of the Company), and no option has been granted up to the date of this report.

可供分派儲備

於2021年3月31日，本公司可供分派予本公司股東的儲備約為港幣1,772.0百萬元(2020年：港幣1,760.6百萬元)。

捐款

本集團於截至2021年3月31日止年度作出的慈善捐款為港幣0.7百萬元(2020年：港幣1.8百萬元)。

優先購買權

本公司的組織章程細則或開曼群島法律並無有關優先購買權的條文，致使本公司須按比例向現有股東發售新股份。

購買、出售或贖回上市證券

截至2021年3月31日止年度，本公司或其任何附屬公司並無購買、出售或贖回本公司任何上市證券。

購股權計劃

於2015年9月11日，本公司股東批准及採納一項購股權計劃(「**購股權計劃**」)，使本公司可向合資格參與者授出購股權，作為彼等對本集團作出貢獻的激勵及獎勵。購股權計劃已於2015年10月8日(本公司的上市日期)生效，而截至本報告日期，概無授出任何購股權。

The following is a summary of the principal terms of the Share Option Scheme:

(a) Who may participate

Subject to the terms of Share Option Scheme, the Board (including any committee or delegate of the Board appointed by the Board to perform any of its functions pursuant to the rules of the Share Option Scheme) may, at its absolute discretion, offer to grant an option to subscribe for such number of shares of the Company (“**Shares**”) as the Board may determine to an employee (whether full time or parttime) or a director of a member of the Group (the “**Eligible Person**”).

(b) Maximum number of Shares in respect of which options maybe granted

The maximum number of shares which may be issued upon exercise of all options to be granted under the Share Option Scheme and any options granted under any other share option scheme must not in aggregate exceed 10% of the shares of the Company in issue as at the listing date of the Company unless the Company obtains a fresh approval.

(c) Maximum entitlement of each Eligible Person

Unless approved by the shareholders of the Company in the general meeting in the manner prescribed in the Rules Governing the Listing of Securities on The Stock Exchange of Hong Kong Limited (the “**Listing Rules**”), the maximum number of shares issued and to be issued upon exercise of the options granted and to be granted to each Eligible Person under the Share Option Scheme and any other share option scheme of the Company (including exercised, cancelled and outstanding options) in any 12-month period shall not at the time of grant exceed 1% of the shares in issue.

(d) Acceptance of an offer of options

An offer of options under the Share Option Scheme shall be open for acceptance for such period (not exceeding 30 days inclusive of, and from, the date of offer) as the Board may determine and notify to the Eligible Persons concerned provided that no such offer shall be open for acceptance after the expiry of the duration of the Share Option Scheme. An offer of options not accepted within this period shall lapse. An amount of HK\$1.00 is payable upon acceptance of the grant of an option and such payment shall not be refundable and shall not be deemed to be a part payment of the exercise price.

購股權計劃的主要條款概要如下：

(a) 可參與人士

根據購股權計劃的條款，董事會（包括任何董事委員會或董事會根據購股權計劃規則委任履行其任何職責的代表）可全權酌情向本集團成員公司的僱員（不論全職或兼職）或本集團成員公司的董事（「**合資格人士**」）要約授出購股權，以認購經董事會可能釐定的有關本公司的股份（「**股份**」）數目。

(b) 可能授出購股權的最高股份數目

除非本公司取得新批准，否則行使購股權計劃項下所授出的所有購股權及任何其他購股權計劃項下所授出的任何購股權而可予發行的最高股份數目，不得超過本公司於其上市日期已發行股份總數的10%。

(c) 每名合資格人士可獲授權益上限

除非以香港聯合交易所有限公司證券上市規則（「**上市規則**」）所述方式獲本公司股東於股東大會批准，否則於任何12個月期間，行使根據購股權計劃及本公司任何其他購股權計劃向每名合資格人士授出或將予授出的購股權（包括已行使、已註銷及尚未行使的購股權）而發行及將予發行的最高股份數目，不得超過授出時已發行股份的1%。

(d) 接納購股權要約

購股權計劃項下的購股權要約於董事會可能釐定的有關期間（由要約日期（包括該日）起計30日內）可供接納，並須通知有關合資格人士，惟購股權計劃期限屆滿後有關要約將不獲接納。該期間內不獲接納的購股權要約將告失效。於接納所授出的每份購股權時須付港幣1.00元，而該款項將不予退還，且不應被視為行使價的部分款項。

REPORT OF THE DIRECTORS

董事會報告

(e) Exercise Price

The exercise price shall be such price as determined by the Board and notified to an option-holder and which shall not be less than the higher of: (i) the closing price of the Shares on the Hong Kong Stock Exchange as stated in the Hong Kong Stock Exchange's daily quotation sheets on the date of offer of the option; (ii) the average closing price of the Shares as stated in the Hong Kong Stock Exchange's daily quotation sheets for the five trading days immediately preceding the date of offer of the option; and (iii) the nominal value of the Shares.

(f) Time for Exercise of options

An option may be exercised at any time during the period which is notified by the Board at the offer date when making an offer to an Eligible Person but such period not to exceed the period of 10 years from the offer date of such option.

(g) Duration of Share Option Scheme

The Share Option Scheme shall be valid and effective for a period of ten years commencing on the listing date of the Company, after which period no further options will be granted but the provisions of the Share Option Scheme shall remain in full force and effect to the extent necessary to give effect to the exercise of any options granted prior thereto which are at that time or become thereafter capable of exercise under the rules of the Share Option Scheme, or otherwise to the extent as may be required in accordance with the provisions of the Share Option Scheme.

(e) 行使價

行使價須為董事會釐定的價格，並須通知購股權持有人及不得低於以下最高者：(i) 股份於購股權要約日期在香港聯交所每日報價表所報的收市價；(ii) 股份於緊接購股權要約日期前五個交易日在香港聯交所每日報價表所報的平均收市價；及(iii) 股份面值。

(f) 行使購股權的期限

購股權可於董事會向合資格人士提出要約當天所通知的有關期間內隨時行使，惟該期間不得超過有關購股權要約日期起計10年。

(g) 購股權計劃的期限

購股權計劃應由本公司上市日期起十年期間內有效及生效，該期間後不得再授出購股權，但購股權計劃的條文仍具十足效力及效用，以致先前授出任何可於當時或其後根據購股權計劃規則行使的購股權得以行使，或根據購股權計劃條文可能規定的其他情況下授出的任何購股權的行使生效。

SUBSIDIARIES

Details of the Company's principal subsidiaries as at 31 March 2021 are set out in note 10 to the consolidated financial statements.

附屬公司

本公司於2021年3月31日的主要附屬公司詳情載於綜合財務報表附註10。

MAJOR CUSTOMERS AND SUPPLIERS

During the year ended 31 March 2021, sales to the Group's five largest customers accounted for approximately 50.6% of the Group's total sales for the year (of which sales to the Group's largest customer accounted for approximately 16.3%). Purchases from the Group's five largest suppliers accounted for approximately 38.9% of the Group's total purchases for the year (of which purchases attributable to the largest supplier accounted for approximately 20.4%).

None of the Directors or any of their respective associates or any shareholder which to the best knowledge of the Directors, who own more than 5% of the Company's issued share capital, had any interest in any of the Group's five largest customers or suppliers during the year ended 31 March 2021.

RETIREMENT BENEFIT SCHEMES

The Group participated in various retirement benefit schemes in accordance with the relevant rules and regulations in PRC and Hong Kong. Particulars of the retirement benefit schemes are set out in note 8 to the consolidated financial statements.

DIRECTORS

The Directors during the year ended 31 March 2021 and up to the date of this annual report are:

Executive Directors

Mr. HUNG Yau Lit (also known as YY Hung)
(Chairman and Chief Executive Officer)
Mr. YIU Kar Chun Antony (Chief Financial Officer)
Mr. LIU Zhenqiang
Mr. CHEN Zhiping (Chief Operating Officer)
Ms. SZE Shui Ling

Independent Non-executive Directors

Dr. OR Ching Fai
Mrs. TO WONG Wing Yue Annie
Ms. TAM Laiman

In the forthcoming annual general meeting of the Company, Mr. Hung Yau Lit (also known as YY Hung), Mr. Yiu Kar Chun Antony and Ms. Tam Laiman will retire as Directors in accordance with Article 84 of the Articles of Association of the Company ("Articles of Association") and, being eligible, will offer themselves for re-election.

主要客戶及供應商

截至2021年3月31日止年度，向本集團五大客戶作出的銷售額佔本集團年內總銷售額約50.6%（其中對本集團最大客戶作出的銷售額約佔16.3%）。向本集團五大供應商作出的採購額佔本集團年內總採購額約38.9%（其中最大供應商應佔採購額約20.4%）。

就董事所深知，概無董事或任何彼等各自的聯繫人或任何股東（彼等擁有本公司已發行股本5%以上）於截至2021年3月31日止年度本集團任何五大客戶或供應商中擁有任何權益。

退休福利計劃

本集團根據中國及香港相關規則及法規參與各項退休福利計劃。退休福利計劃的資料載於綜合財務報表附註8。

董事

截至2021年3月31日止年度及直至本年報日期止的董事為：

執行董事

洪游歷（又名洪游奕）先生
（主席兼首席執行官）
姚嘉駿先生（首席財務官）
劉震強先生
陳志平先生（首席營運官）
施穗玲女士

獨立非執行董事

柯清輝博士
陶王永愉女士
譚麗文女士

於本公司即將舉行的股東週年大會上，洪游歷（又名洪游奕）先生、姚嘉駿先生及譚麗文女士將根據本公司組織章程細則（「組織章程細則」）第84條退任董事，並符合資格且願意膺選連任。

REPORT OF THE DIRECTORS

董事會報告

DIRECTORS', SENIOR MANAGEMENT'S AND COMPANY SECRETARY'S PROFILE

Profile details of the Directors of the Company, the senior management and company secretary of the Group are set out on pages 31 to 39 of this annual report.

DIRECTORS' SERVICE CONTRACTS

Each of the executive Directors has entered into a service contract with the Company for an initial term of three years commencing from 11 September 2015 and the service contracts have been renewed for a further term of three years commencing from 11 September 2018.

Each of the independent non-executive Directors has signed a letter of appointment with the Company for an initial term of three years commencing from 11 September 2015 and these letters of appointment have been renewed for a further term of three years commencing from 11 September 2018.

These service contracts and letters of appointment are subject to termination in accordance with their respective terms. The terms of service contracts and the letters of appointment may be renewed in accordance with the Articles of Association and the applicable rules of the Listing Rules.

Save as disclosed above, no Director proposed for re-election at the forthcoming annual general meeting has a service contract with the Company which is not determinable by the Company within one year without payment of compensation other than statutory compensation.

EMOLUMENT POLICY

The Group remunerates its employees, including the Directors, on the basis of their merit, qualifications and competence. Our employees are subject to regular job performance reviews which determine their promotion prospects and compensation. Subject to the Group's profitability, the Group may also provide discretionary bonuses to its employees as an incentive for their contribution to the Group.

The Company has adopted share option scheme as an incentive to the Directors and eligible employees.

董事、高級管理層及公司秘書的履歷

本公司董事、本集團高級管理層及公司秘書的履歷詳情載於本年報第31至39頁。

董事的服務合約

各執行董事已與本公司訂立服務合約，初步年期為自2015年9月11日起三年，而該等服務合約自2018年9月11日起續期三年。

各獨立非執行董事已與本公司簽署委任函，初步年期為自2015年9月11日起三年，而該等委任函自2018年9月11日起續期三年。

該等服務合約及委任函可根據各自條款予以終止。服務合約及委任函的年期可根據組織章程細則及上市規則的適用規則予以續期。

除上文所披露者外，擬於應屆股東週年大會上膺選連任之董事概無與本公司訂立本公司須作補償(法定賠償除外)方可於一年內終止之服務合約。

薪酬政策

本集團根據僱員(包括董事)的優點、資歷及能力釐定彼等之薪酬。我們的僱員須定期接受工作表現評估，以釐定彼等的晉升前景及薪金。視乎本集團的盈利能力，本集團亦可能向僱員提供酌情花紅，作為彼等對本集團所作貢獻的獎勵。

本公司已採納購股權計劃，作為對董事及合資格僱員的獎勵。

DIVIDEND POLICY

The Company has adopted a dividend policy (the “**Dividend Policy**”), pursuant to which the Company may distribute dividends to its shareholders by way of cash or by other means that the Company considers appropriate. The recommendation of the payment of any dividend is subject to the absolute discretion of the Board, and any declaration of final dividend will be subject to the approval of the shareholders.

The Board will review the Dividend Policy from time to time in light of the following factors in determining whether dividends are to be declared and paid:

- Results of operations of the Company;
- Cash flows of the Company;
- Financial condition of the Company;
- Shareholders’ interests of the Company;
- General business conditions and strategies of the Company;
- Capital requirements of the Company;
- The payment by subsidiaries of the Company of cash dividends to the Company; and
- Other factors the Board may deem relevant.

MANAGEMENT CONTRACTS

No contracts concerning the management and administration of the whole or any substantial part of business of the Company were entered into or existed during the year ended 31 March 2021.

PERMITTED INDEMNITY PROVISION

Pursuant to the Articles of Association, every Director shall be entitled to be indemnified out of assets of the Company against all losses or liabilities which he/she may sustain or incur in or about the execution of the duties of his/her office or otherwise in relation thereto.

股息政策

本公司已採納股息政策(「**股息政策**」)，據此，本公司可以現金或本公司認為合適的其他方式向其股東派發股息。董事會可全權酌情決定派付任何股息的建議，而任何末期股息宣派均須經股東批准，方可作實。

董事會不時審閱股息政策，釐定是否宣派及派付股息時乃基於下列因素：

- 本公司經營業績；
- 本公司現金流量；
- 本公司財務狀況；
- 本公司股東的權益；
- 本公司的整體營商環境及策略；
- 本公司的資本需求；
- 本公司附屬公司向本公司派付現金股息；及
- 董事會可能視作相關的其他因素。

管理合約

截至2021年3月31日止年度，並無訂立或存續有關本公司全部或任何業務的重要部分的管理及行政合約。

獲准許彌償條文

根據組織章程細則，各董事就其於履行職務或其他相關情況下可能蒙受或招致的一切損失或債務，均有權獲本公司以其資產作出彌償。

REPORT OF THE DIRECTORS

董事會報告

DIRECTORS' MATERIAL INTEREST IN TRANSACTIONS, ARRANGEMENTS AND CONTRACTS THAT ARE SIGNIFICANT IN RELATION TO THE COMPANY'S BUSINESS

Save as the related party transactions as disclosed in note 31 to the consolidated financial statements, no Director and/or any of his/her connected entity had a material interest, whether directly or indirectly, in any transactions, arrangements or contracts of significance to the business of the Group to which the Company, its holding company, or any of its subsidiaries or fellow subsidiaries was a party subsisted at the end of the year or at anytime during the year.

CONNECTED TRANSACTIONS AND CONTINUING CONNECTED TRANSACTIONS

- (1) Le Ying Trading (Hong Kong) Limited (“**Le Ying**”, together with its subsidiaries collectively, the “**Le Ying Group**”) is a company wholly-owned by Mr. Hung Yau Lit (also known as YY Hung), a controlling shareholder and an executive Director of the Company, and is therefore a connected person of the Company under the Listing Rules.

The Company entered into a new agreement with Le Ying on 9 May 2018 to regulate the sales of intimate wear and sport wear products of the Company to Le Ying Group (the “**New Le Ying Sales Agreement**”) in place of the previous agreement entered on 11 September 2015. Pursuant to the New Le Ying Sales Agreement, price of the sales of intimate wear and sport wear products by the Company to Le Ying Group shall be determined on an arm's length basis with reference to (1) the cost of production and the expected gross profit margin, (2) the average selling price of the products of comparable nature and scale and accepted by an independent third party in the twelve-month period prior to the relevant transaction, (3) where there is no such average selling price available, any most recent available sale price of products of comparable nature and scale offered by the Group and accepted by an independent third party, the latest available market data, and (4) the prevailing market price for the sale of products of comparable nature and scale, which should be in any event no less favorable to the Group than is available to independent third parties.

董事於與本公司業務有重大關係的交易、安排及合約中的重大權益

除綜合財務報表附註31所披露的關連方交易外，概無董事及／或其任何關連實體(無論直接或間接)於對本集團業務而言屬重大，且本公司、其控股公司或其任何附屬公司或同系附屬公司為訂約方，並於年末或年內任何時間仍然生效的任何交易、安排或合約中擁有重大權益。

關連交易及持續關連交易

- (1) 樂盈貿易(香港)有限公司(「**樂盈**」，連同其附屬公司統稱「**樂盈集團**」)為一間由本公司控股股東兼執行董事洪游奕(又名洪游奕)先生全資擁有的公司，因此，根據上市規則為本公司的關連人士。

於2018年5月9日，本公司與樂盈訂立新協議以規範本公司向樂盈集團銷售貼身內衣及運動服裝產品(「**新樂盈銷售協議**」)，取代先前於2015年9月11日訂立的協議。根據新樂盈銷售協議，本公司向樂盈集團提供的貼身內衣及運動服裝產品的售價乃根據公平原則並經參考下列各項釐定：(1)生產成本及預期的毛利率；(2)性質及規模相若且於相關交易前十二個月期間已獲獨立第三方接納的產品的平均售價；(3)若無法獲得平均售價，則採用本集團所提供性質及規模相若且已獲獨立第三方接納的產品的任何最近期可用售價，以及最新獲得的市場數據；及(4)銷售性質及規模相若的產品的現行市價，有關價格在任何情況下不遜於本集團向獨立第三方提供的價格。

The New Le Ying Sales Agreement became effective on 1 April 2021 and is valid until either (i) the expiry of a term on 31 March 2024 or (ii) the date on which Le Ying ceases to be the connected person of the Company, whichever comes earlier. The parties to the New Le Ying Sales Agreement may negotiate to extend the agreement for a further term of three years within two months before the expiry of the three-year term of the agreement unless the agreement is terminated due to Le Ying ceasing to be the connected person of the Company.

On 31 March 2021, the Company entered into a new sales agreement with Le Ying (the “**2021 Le Ying Sales Agreement**”) with effective date on 1 April 2021, pursuant to which the Company agreed to supply and procure its subsidiaries to supply to Le Ying Group intimate wear products, sport wear products and pandemic prevention products for a term of three years expiring on 31 March 2024. The price determination terms are the same as the New Le Ying Sales Agreement and was determined on an arm’s length basis.

The proposed annual cap for aggregate annual purchase amount payable by the Group for the years ending 31 March 2022, 2023 and 2024 will be HK\$60.0 million, HK\$80.0 million, and HK\$100.0 million, respectively. Details of the 2021 Le Ying Sales Agreement were set out in the announcement of the Company dated 31 March 2021.

During the year, the annual cap for revenue from sales to Le Ying for Fiscal 2021 was HK\$100.0 million, the actual transaction amount for Fiscal 2021 with Le Ying was HK\$27.0 million and the annual cap has been kept.

The transactions contemplated under the New Le Ying Sales Agreement also constitute related party transaction of the Company under HKFRS, details of which are set out in note 31 to the consolidated financial statements.

新樂盈銷售協議已於2021年4月1日生效，及一直有效至(i) 2024年3月31日屆滿或(ii)樂盈不再為本公司的關連人士當日為止(以較早者為準)。新樂盈銷售協議訂約方可於協議三年年期屆滿前兩個月內進行磋商以將協議年期進一步延長三年，惟協議因樂盈不再為本公司的關連人士而終止則除外。

於2021年3月31日，本公司與樂盈訂立新銷售協議(「**2021年樂盈銷售協議**」)，於2021年4月1日生效，據此，本公司同意並促使其附屬公司向樂盈集團供應貼身內衣產品、運動服裝產品及防疫產品，為期三年，直至2024年3月31日屆滿。定價條款與新樂盈銷售協議相同，並按公平原則釐定。

本集團截至2022年、2023年及2024年3月31日止年度應付年度採購總額的建議年度上限分別為港幣60.0百萬元、港幣80.0百萬元及港幣100.0百萬元。2021年樂盈銷售協議的詳情載於本公司日期為2021年3月31日的公告。

年內，就2021財年向樂盈作出銷售的收入年度上限為港幣100.0百萬元，2021財年與樂盈的實際交易金額為港幣27.0百萬元，已遵守年度上限。

新樂盈銷售協議項下擬進行的交易根據香港財務報告準則亦構成本公司的關連方交易，有關詳情載列於綜合財務報表附註31。

REPORT OF THE DIRECTORS

董事會報告

- (2) Red Star Shun Cheong Shoulder Pad Factory (Shenzhen) Limited (“**Shun Cheong**”) is indirectly wholly-owned by Mr. Hung Yau Lit (also known as YY Hung), a controlling shareholder and an executive Director of the Company, and is therefore a connected person of the Company under the Listing Rules.

On 27 March 2020, Shun Cheong entered into a property leasing agreement (the “**Property Leasing Agreement**”) with Regina Miracle Intimate Apparel (Shenzhen) Co., Ltd. (麗晶維珍妮內衣(深圳)有限公司) (“**RMIA Shenzhen**”), a company incorporated under the laws of the People’s Republic of China and an indirectly wholly-owned subsidiary of the Company, pursuant to which Shun Cheong agreed to lease RMIA Shenzhen the Building located at Redstar Community, Gongming Subdistrict Office of Shenzhen Guangming District, Shenzhen, People’s Republic of China (the “**Premises**”) for a term of three years. Pursuant to the Property Leasing Agreement, the rent was determined on an arm’s length basis with reference to (i) the market rent of the Premises according to a fair rent letter issued by an independent property valuer (the “**Valuer**”); and (ii) various conditions of the Premises, including but not limited to the location of the Premises as well as the management services associated with the Premises. The Valuer assessed the market rent of the Premises, based on the prevailing market conditions and the rental level of similar properties in the vicinity.

The Property Leasing Agreement became effective on 1 April 2020 and is valid until either (i) the expiry of a period of three years or (ii) RMIA Shenzhen may terminate the agreement before the expiry of its term by giving a six months’ notice to Shun Cheong. RMIA Shenzhen may by giving Shun Cheong a three months’ notice before the expiry of the agreement, request for the renewal of the lease.

The maximum annual aggregate amounts payable by RMIA Shenzhen to Shun Cheong under the Property Leasing Agreement for each of the years ending 31 March 2023 is RMB15.1 million (equivalent to approximately HK\$17.3 million). The actual amount paid in Fiscal 2021 was HK\$17.3 million.

The transactions contemplated under the Property Leasing Agreement also constitute related party transaction of the Company under HKFRS, details of which are set out in note 31 to the consolidated financial statements.

- (2) 紅星信昌膊棉廠(深圳)有限公司(「**信昌**」)為一間由本公司控股股東兼執行董事洪游歷(又名洪游奕)先生間接全資擁有的公司，因此，根據上市規則為本公司的關連人士。

於2020年3月27日，信昌與麗晶維珍妮內衣(深圳)有限公司(「**RMIA Shenzhen**」)(為一間根據中華人民共和國法律註冊成立的公司及為本公司的間接全資附屬公司)訂立物業租賃協議(「**物業租賃協議**」)，據此信昌同意向RMIA Shenzhen出租位於中華人民共和國深圳市光明區公明辦事處紅星社區的樓宇(「**物業**」)，為期三年。根據物業租賃協議，租金乃經參考(i)根據獨立物業估值師(「**估值師**」)發出的公平租金函件釐定的物業市場租金；及(ii)物業的各項狀況(包括但不限於物業的位置及有關物業的管理服務)後公平磋商釐定。估值師根據現行市場狀況及鄰近類似物業的租金水平評估物業的市場租金。

物業租賃協議已於2020年4月1日生效，及一直有效至(i)為期三年屆滿或(ii) RMIA Shenzhen可於協議期限屆滿前透過向信昌發出六個月通知終止協議。RMIA Shenzhen可於協議屆滿前透過向信昌發出三個月通知，要求續租。

截至2023年3月31日止年度各年，RMIA Shenzhen根據物業租賃協議應付予信昌的最高年度總額為人民幣15.1百萬元(相當於約港幣17.3百萬元)。2021財年實際支付金額為港幣17.3百萬元。

物業租賃協議項下擬進行的交易根據香港財務報告準則亦構成本公司的關連方交易，有關詳情載列於綜合財務報表附註31。

- (3) Float Limited (“**Float**”) is a limited company incorporated in Hong Kong, wholly-owned by Ms. Hung Cheuk Man, daughter of Mr. Hung Yau Lit (also known as YY Hung), a controlling shareholder and an executive Director of the Company, and is therefore a connected person of the Company under the Listing Rules.

On 27 March 2020, the Company entered into an agreement (the “**Float Sales Agreement**”) with Float, pursuant to which the Company agreed to supply and procure its subsidiaries to supply to Float intimate wear and sportswear products for a term of three years. Pursuant to the Float Sales Agreement, the price of the sales of intimate wear and sportswear products by the Company to Float shall be determined on an arm’s length basis with reference to (1) the cost of production and the expected gross profit margin, (2) the average selling price of the products of comparable nature and scale and accepted by an independent third party in the twelve-month period prior to the relevant transaction, (3) where there is no such average selling price available, any most recent available selling price of products of comparable nature and scale offered by the Group and accepted by an independent third party with reference to the latest available market data, and (4) the prevailing market price for the sale of products of comparable nature and scale, which should be in any event no less favorable to the Group than is available to independent third parties.

The Float Sales Agreement became effective on 1 April 2020 and is valid until 31 March 2023. The parties to Float Sales Agreement may negotiate to extend the agreement for a further term of three years within two months before the expiry of the three-year term of the agreement.

The proposed annual cap of the sales to Float is HK\$10.0 million and the actual aggregate sales amount for the year ended 31 March 2021 was HK\$0.5 million.

- (3) Float Limited (“**Float**”) 為於香港註冊成立的有限公司，由本公司控股股東兼執行董事洪游歷(又名洪游奕)先生的女兒洪綽敏女士全資擁有，因此，根據上市規則為本公司的關連人士。

於2020年3月27日，本公司與Float訂立協議(“**Float銷售協議**”)，據此，本公司同意向Float供應及促使其附屬公司向Float供應貼身內衣及運動服裝產品為期三年。根據Float銷售協議，本公司向Float提供的貼身內衣及運動服裝產品的售價乃根據公平原則並經參考下列各項後釐定：(1)生產成本及預期的毛利率；(2)性質及規模相若且於相關交易前十二個月期間已獲獨立第三方接納的產品的平均售價；(3)若無法獲得平均售價，則採用本集團所提供性質及規模相若且已獲獨立第三方經參考最新獲得的市場數據接納的產品的任何最近期可用售價；及(4)銷售性質及規模相若的產品的現行市價，有關價格在任何情況下不遜於本集團向獨立第三方提供的價格。

Float銷售協議已於2020年4月1日生效，及一直有效至2023年3月31日。Float銷售協議訂約方可於協議三年年期屆滿前兩個月內進行磋商以將協議年期進一步延長三年。

向Float銷售的建議年度上限為港幣10.0百萬元，而截至2021年3月31日止年度的實際總銷售額為港幣0.5百萬元。

REPORT OF THE DIRECTORS

董事會報告

Annual Review of the Continuing Connected Transactions

The independent non-executive Directors have reviewed the above continuing connected transactions and confirmed that the transactions have been entered into:

- (a) in the ordinary and usual course of business of the Group;
- (b) on normal commercial terms or better; and
- (c) according to the agreements governing them on terms that are fair and reasonable and in the interests of the shareholders as a whole.

Pursuant to Rule 14A.56 of the Listing Rules, the Company's auditor was engaged to perform certain procedures in respect of the continuing connected transactions set out above in accordance with Hong Kong Standard on Assurance Engagements 3000 "Assurance Engagements Other than Audits or Reviews of Historical Financial Information" and with reference to Practice Note 740 "Auditor's Letter on Continuing Connected Transactions under the Listing Rules" issued by the Hong Kong Institute of Certified Public Accountants. The auditor has issued an unqualified letter containing its findings and conclusions in respect of the continuing connected transactions.

Save as disclosed in this report, there were no connected transactions or continuing connected transactions which are required to be disclosed by the Company for the year ended 31 March 2021 in accordance with the provisions concerning the disclosure of connected transactions under Chapter 14A of the Listing Rules.

持續關連交易的年度審閱

獨立非執行董事已審閱上述持續關連交易並確認該等交易：

- (a) 於本集團的日常及一般業務過程中訂立；
- (b) 按正常或更佳商業條款訂立；及
- (c) 根據監管該等交易的協議，按公平合理及符合股東整體利益的條款訂立。

根據上市規則第14A.56條，本公司核數師已獲委聘，以根據香港核證委聘準則第3000號「審核或審閱過去財務資料以外的核證委聘」，並參照香港會計師公會頒佈的實務說明第740號「關於上市規則所述持續關連交易的核數師函件」就上文所載持續關連交易執行若干程序。核數師已就持續關連交易的審查結果及結論發出載有無保留意見的函件。

除本報告所披露外，截至2021年3月31日止年度，本公司概無根據上市規則第14A章項下有關關連交易披露的條文而須予披露的關連交易或持續關連交易。

RELATED PARTY TRANSACTIONS

Details of the material related party transactions undertaken by the Group in its normal course of business are set out in note 31 to the consolidated financial statements. Those related party transactions/continuing connected transactions under the Listing Rules, which are set out in the paragraph headed “Connected Transactions and Continuing Connected Transactions” on pages 48 to 52, have complied with Chapter 14A of the Listing Rules.

DIRECTORS’ INTERESTS IN COMPETING BUSINESS

As at 31 March 2021, none of the Directors is interested in any business, apart from the Group’s businesses, which competes or is likely to compete, either directly or indirectly, with the businesses of the Group.

RIGHTS TO ACQUIRE THE COMPANY’S SECURITIES AND EQUITY-LINKED AGREEMENTS

Save as disclosed under the section headed “Share Option Scheme” above, at no time during the year was the Company, or any of its holding companies or subsidiaries, or any of its fellow subsidiaries, a party to any arrangement to enable the Directors or chief executive of the Company or their respective associates (as defined under the Listing Rules) to have any right to subscribe for securities of the Company or any of its associated corporations as defined in the Securities and Futures Ordinance (“SFO”) or to acquire benefits by means of acquisition of shares in, or debentures of, the Company or any other body corporate, nor did the Company enter into any equity-linked agreement.

關連方交易

本集團於正常業務過程中進行的重大關連方交易的詳情載於綜合財務報表附註31。根據上市規則構成的該等關連方交易／持續關連交易(載於第48至52頁的「關連交易及持續關連交易」一段)已遵守上市規則第14A章的規定。

董事於競爭業務中的權益

於2021年3月31日，概無董事於任何直接或間接與本集團業務構成競爭或可能構成競爭的業務(本集團業務除外)中擁有權益。

收購本公司證券的權利及股票掛鈎協議

除上文「購股權計劃」一節所披露者外，於年內的任何時間，本公司或其任何控股公司或附屬公司或其任何同系附屬公司概無訂立任何安排，以使董事或本公司最高行政人員或彼等各自的聯繫人(定義見上市規則)擁有任何可認購本公司或其任何相聯法團(定義見證券及期貨條例(「證券及期貨條例」))證券的權利或以收購本公司或任何其他法人團體的股份或債權證的方式而獲得利益的權利，本公司亦無訂立任何股票掛鈎協議。

REPORT OF THE DIRECTORS

董事會報告

DIRECTORS' AND CHIEF EXECUTIVES' INTERESTS AND SHORT POSITIONS IN SHARES, UNDERLYING SHARES AND DEBENTURES OF THE COMPANY OR ANY ASSOCIATED CORPORATION

As at 31 March 2021, the Directors and the chief executives of the Company had the following interests and short positions in the shares, underlying shares and debentures of the Company and its associated corporations (within the meaning of Part XV of the SFO), as recorded in the register required to be kept by the Company pursuant to section 352 of the SFO or as otherwise notified to the Company and the Hong Kong Stock Exchange pursuant to the Model Code for Securities Transactions by Directors of Listed Issuers contained in Appendix 10 to the Listing Rules were as follows:

董事及最高行政人員於本公司或任何相聯法團的股份、相關股份及債權證的權益及淡倉

於2021年3月31日，董事及本公司最高行政人員於本公司及其相聯法團(定義見證券及期貨條例第XV部)擁有根據證券及期貨條例第352條記錄於本公司須予存置的登記冊內；或根據上市規則附錄10所載上市發行人董事進行證券交易的標準守則須另行知會本公司及香港聯交所的股份、相關股份及債權證中的權益及淡倉如下：

Name of Director	Nature of Interest	Number of Shares	Approximate percentage of shareholding in the Company (%) 佔本公司股權概約百分比(百分比)
董事姓名	權益性質	股份數目	
Hung Yau Lit (also known as YY Hung) 洪游歷 (又名洪游奕)	Beneficial owner; Interest in controlled corporation 實益擁有人； 受控制法團權益	896,023,000 (Long position) (Note) (好倉) (附註)	73.19%
Yiu Kar Chun Antony 姚嘉駿	Beneficial owner 實益擁有人	305,000 (Long position) (好倉)	0.02%
Liu Zhenqiang 劉震強	Beneficial owner 實益擁有人	200,000 (Long position) (好倉)	0.02%
Chen Zhiping 陳志平	Beneficial owner 實益擁有人	200,000 (Long position) (好倉)	0.02%
Sze Shui Ling 施穗玲	Beneficial owner 實益擁有人	200,000 (Long position) (好倉)	0.02%

Note: Amongst these 896,023,000 shares, 708,000,000 shares are beneficially owned by Regent Marvel Investment Holdings Limited which is wholly owned by Mr. Hung Yau Lit (also known as YY Hung). By virtue of the SFO, Mr. Hung is deemed to be interested in the shares held by Regent Marvel Investment Holdings Limited. Mr. Hung is also the beneficial owner of 188,023,000 shares.

附註：在該896,023,000股股份中，708,000,000股股份由Regent Marvel Investment Holdings Limited(由洪游歷(又名洪游奕)先生全資擁有)實益擁有。根據證券及期貨條例，洪先生被視為於Regent Marvel Investment Holdings Limited所持有的股份中擁有權益。洪先生亦為188,023,000股股份的實益擁有人。

INTERESTS AND SHORT POSITIONS OF SUBSTANTIAL SHAREHOLDERS IN SHARES AND UNDERLYING SHARES OF THE COMPANY

主要股東於本公司的股份及相關股份中的權益及淡倉

As at 31 March 2021, according to the register required to be kept by the Company under section 336 of the SFO and so far as is known to the Directors, the following persons or corporations (other than the Directors or the chief executives of the Company) had interests or short positions in the shares and underlying shares of the Company which would fall to be disclosed to the Company under provisions of Divisions 2 and 3 of Part XV of the SFO:

於2021年3月31日，根據證券及期貨條例第336條本公司須予存置的登記冊，及至今為止就董事所知，下列人士或法團（本公司董事或最高行政人員除外）於本公司的股份或相關股份中擁有權益或淡倉而根據證券及期貨條例第XV部第2及3分部須作出披露：

Name of Shareholder 股東姓名／名稱	Nature of Interest 權益性質	Number of Shares 股份數目	Approximate percentage of shareholding in the Company (%) 佔本公司股權概約百分比 (百分比)
Regent Marvel Investment Holdings Limited	Beneficial Owner 實益擁有人	708,000,000 (L) (Note 1) (附註1)	57.83%
Choy King Ngor 蔡琮娥	Interest of spouse 配偶權益	896,023,000 (L) (Note 2) (附註2)	73.19%
Hui Ching Lau 許清流	Interest in controlled corporation 受控制法團權益	98,419,000 (L) (Note 3) (附註3)	8.04%
King Terrace Limited	Beneficial Owner 實益擁有人	98,419,000 (L) (Note 3) (附註3)	8.04%
Yiheng Capital, LLC	Beneficial Owner 實益擁有人	99,056,280 (L)	8.10%

L – Long Position
S – Short Position

L – 好倉
S – 淡倉

REPORT OF THE DIRECTORS

董事會報告

Notes:

1. Regent Marvel Investment Holdings Limited is beneficially and wholly owned by Mr. Hung Yau Lit (also known as YY Hung). By virtue of the SFO, Mr. Hung is deemed to be interested in the shares held by Regent Marvel Investment Holdings Limited.
2. Ms. Choy King Ngor is the wife of Mr. Hung Yau Lit (also known as YY Hung) and is deemed to be interested in the shares which are interested by Mr. Hung under Part XV of the SFO.
3. King Terrace Limited is beneficially and wholly owned by Mr. Hui Ching Lau. By virtue of the SFO, Mr. Hui is deemed to be interested in the shares held by King Terrace Limited.

Save as disclosed above, as at 31 March 2021, the Directors were not aware that there is any other party (not being a Director or chief executive of the Company) who, as at the date of this annual report, had an interest or short positions in the shares and underlying shares of the Company, which would fall to be disclosed to the Company under the provisions of Divisions 2 and 3 of Part XV of the SFO or recorded in the register required to be kept by the Company pursuant to section 336 of the SFO.

SUFFICIENCY OF PUBLIC FLOAT

Based on the information that is publicly available to the Company and within the knowledge of the Directors, there has been sufficient public float of more than 25% of the Company's issued shares up to the date of this report as required under the Listing Rules.

CORPORATE GOVERNANCE

Principal corporate governance practices adopted by the Company are set out in the "Corporate Governance Report" section on pages 58 to 74 of this annual report.

附註：

1. Regent Marvel Investment Holdings Limited 由洪游歷(又名洪游奕)先生實益及全資擁有。根據證券及期貨條例，洪先生被視為於Regent Marvel Investment Holdings Limited所持有的股份中擁有權益。
2. 蔡琮娥女士為洪游歷(又名洪游奕)先生的妻子，根據證券及期貨條例第XV部，彼被視為於洪先生擁有權益的股份中擁有權益。
3. King Terrace Limited由許清流先生實益及全資擁有。根據證券及期貨條例，許先生被視為於King Terrace Limited所持有的股份中擁有權益。

除上文所披露者外，於2021年3月31日，董事並不知悉有任何其他人士(並非本公司董事或最高行政人員)於本年報日期於本公司股份及相關股份中擁有根據證券及期貨條例第XV部第2及3分部的條文須向本公司披露的權益或淡倉，或根據證券及期貨條例第336條規定本公司須予存置的登記冊所記錄的權益或淡倉。

公眾持股量充足

根據本公司可獲取的公開資料及就董事所知，直至本報告日期止，本公司已發行股份中超過25%由公眾持有，符合上市規則的規定。

企業管治

本公司採納的主要企業管治常規載於本年報的第58至74頁的「企業管治報告」一節。

SUBSEQUENT EVENTS AFTER BALANCE SHEET DATE

Save as disclosed in this annual report, there were no other significant events affecting the Company nor any of its subsidiaries after the balance sheet as at 31 March 2021 requiring disclosure in this annual report.

AUDITOR

The consolidated financial statements for the year ended 31 March 2021 have been audited by PricewaterhouseCoopers, who will retire and, being eligible, offer themselves for re-appointment at the forthcoming annual general meeting of the Company. A resolution for re-appointment of PricewaterhouseCoopers as the independent auditor of the Company will be proposed at the forthcoming annual general meeting.

On behalf of the Board
Hung Yau Lit (also known as YY Hung)
Chairman and Chief Executive Officer

Hong Kong, 30 June 2021

結算日後其後事項

除本年報所披露者外，於2021年3月31日結算後，概無發生任何影響本公司或其任何附屬公司而須於本年報披露的其他重大事項。

核數師

截至2021年3月31日止年度的綜合財務報表經羅兵咸永道會計師事務所審核，該會計師事務所將於本公司即將舉行的股東週年大會上退任，並符合資格且願意接受續聘。有關續聘羅兵咸永道會計師事務所為本公司獨立核數師的決議案於即將舉行的股東週年大會上提呈。

代表董事會
主席兼首席執行官
洪游歷(又名洪游奕)

香港，2021年6月30日

CORPORATE GOVERNANCE REPORT

企業管治報告

The Board is pleased to present this corporate governance report (the “**Corporate Governance Report**”) in the Group’s annual report for the year ended 31 March 2021.

COMMITMENT TO CORPORATE GOVERNANCE

The Board and the management of the Group are committed to the maintenance of good corporate governance practices and procedures. The Company believes that good corporate governance provides a framework that is essential for effective management, a healthy corporate culture, successful business growth and enhancing shareholders’ value. The corporate governance principles of the Company emphasize a quality Board, sound internal controls, and transparency and accountability to all shareholders.

Corporate Governance Practices

The Board has reviewed the Company’s corporate governance practices and is satisfied that save as disclosed below, the Company has complied with all code provisions and, where applicable, the recommended best practices of the Corporate Governance Code and Corporate Governance Report (“**CG Code**”) contained in Appendix 14 of the Listing Rules for the year ended 31 March 2021.

According to code provision A.2.1, the roles of chairman and chief executive officer should be separate and should not be performed by the same individual. The Company has appointed Mr. Hung Yau Lit (also known as YY Hung) as both the Chairman and the Chief Executive Officer of the Company. The Board believes that vesting the roles of the Chairman and Chief Executive Officer in the same individual would enable the Company to achieve higher responsiveness, efficiency and effectiveness when formulating business strategies and executing business plans. The Board believes that the balance of power and authority is sufficiently maintained by the operation of the senior management and the Board, which comprises experienced and high-calibre individuals. The Board currently comprises five executive Directors (including Mr. Hung Yau Lit (also known as YY Hung)) and three independent non-executive Directors and therefore has a fairly strong independence element in its composition. The Board will nevertheless review the structure and composition of the Board from time to time in light of prevailing circumstances, in order to maintain a high standard of corporate governance practices of the Company.

董事會欣然於本集團截至2021年3月31日止年度的年報提呈本企業管治報告(「**企業管治報告**」)。

對企業管治的承擔

董事會及本集團管理層致力維持良好的企業管治常規及程序。本公司相信，良好的企業管治就有效管理、健康企業文化、成功業務發展及提升股東價值提供一個不可或缺的框架。本公司的企業管治原則著重高質素的董事會、健全的內部監控以及對全體股東具透明度及問責性。

企業管治常規

董事會已審閱本公司的企業管治常規，並信納除下文披露者外，本公司於截至2021年3月31日止年度一直遵守上市規則附錄14所載所有守則條文以及(如適用)企業管治守則及企業管治報告(「**企業管治守則**」)的建議最佳常規。

根據守則條文A.2.1，主席及首席執行官的角色應有所區分，並不應由同一人兼任。本公司已委任洪游歷(又名洪游奕)先生為本公司主席兼首席執行官。董事會相信，主席及首席執行官的角色由同一人擔任將使本公司於制訂業務策略及執行業務計劃時更敏捷、有效率及更具效益。董事會相信，在由經驗豐富及優秀人才組成的高級管理層及董事會的管理下足以維持其權力與權限平衡。董事會現時由五名執行董事(包括洪游歷(又名洪游奕)先生)及三名獨立非執行董事組成，因此其組成具有相當高的獨立性。然而，董事會仍將根據現況不時檢討董事會的架構及組成，以保持本公司的高水平企業管治常規。

Directors' Securities Transactions

The Company has adopted the Model Code for Securities Transactions by Directors of Listed Issuers (the “**Model Code**”) as set out in Appendix 10 of the Listing Rules as its code of conduct regarding directors' securities transactions. Upon specific enquiries being made with all Directors, each of them confirmed that they have complied with the required standards set out in the Model Code for the year ended 31 March 2021.

THE BOARD

Roles and Responsibilities

The Board, led by the Chairman, Mr. Hung Yau Lit (also known as YY Hung), determines and monitors the overall strategy and policies, annual budgets and business plans, evaluates the performance of the Group, and supervises the management of the Company.

The Board is accountable to shareholders for the activities and performance of the Group and its primary functions cover, among other things, the formulation of overall strategy, the review of the corporate and financial policies, review and assessment of the Company's financial reporting, internal control and risk management systems and the oversight of the management of the Group's business and affairs. In addition, the Board has also established four Board committees, namely the audit committee, the nomination committee, the remuneration committee and the executive committee, and has delegated to these Board committees various responsibilities set out in their respective terms of reference.

Composition

The Board currently has eight Directors comprising five executive Directors and three independent non-executive Directors (the “**INEDs**”). The Directors for the year ended 31 March 2021 and up to the date of this report were:

Executive Directors

Mr. Hung Yau Lit (also known as YY Hung)
(Chairman and Chief Executive Officer)
Mr. Yiu Kar Chun Antony (Chief Financial Officer)
Mr. Liu Zhenqiang
Mr. Chen Zhiping (Chief Operating Officer)
Ms. Sze Shui Ling

Independent non-executive Directors

Dr. Or Ching Fai
Mrs. To Wong Wing Yue Annie
Ms. Tam Laiman

董事進行證券交易

本公司已採納上市規則附錄10所載上市發行人董事進行證券交易的標準守則(「**標準守則**」)，作為其有關董事進行證券交易的操守準則。經向全體董事作出具體查詢後，彼等各自確認，彼等於截至2021年3月31日止年度一直遵守標準守則所載的規定準則。

董事會

角色及職責

董事會在主席洪游歷(又名洪游奕)先生的領導下，決定及監察本集團的整體策略及政策、年度預算及業務計劃、評估本集團表現以及監察本公司的管理層。

董事會須就本集團的活動及表現向股東負責，其主要職能涵蓋(其中包括)制定整體策略、審閱企業及財務政策、審閱及評估本公司的財務報告、內部監控及風險管理系統，以及監察本集團業務及事務的管理。此外，董事會亦成立四個董事委員會，分別為審核委員會、提名委員會、薪酬委員會及執行委員會，並向該等董事委員會轉授其各自職權範圍所載的多項責任。

組成

董事會現時包括八名董事，當中五名為執行董事及三名為獨立非執行董事(「**獨立非執行董事**」)。於截至2021年3月31日止年度及截至本報告日期的董事為：

執行董事

洪游歷(又名洪游奕)先生
(主席兼首席執行官)
姚嘉駿先生(首席財務官)
劉震強先生
陳志平先生(首席營運官)
施穗玲女士

獨立非執行董事

柯清輝博士
陶王永愉女士
譚麗文女士

CORPORATE GOVERNANCE REPORT

企業管治報告

The members of the Board represent a wide background and rich industry experience with appropriate professional qualifications. Please refer to the section headed “Profile of Directors, Senior Management and Company Secretary” of this annual report for the profiles of the Directors. Save as disclosed in the section headed “Profile of Directors, Senior Management and Company Secretary”, the Directors have no other financial, family or other material/relevant relationships with one another.

Chairman and Chief Executive Officer

The roles of the Chairman and the Chief Executive Officer of the Company are served by Mr. Hung Yau Lit (also known as YY Hung) and have not been segregated as required under code provision A.2.1 of the CG Code. The Board is of the view that such arrangement provided the Group with strong and consistent leadership to the Company and allowed for more effective and efficient business planning and decisions as well as execution of long term business strategies.

Independence of INEDs

During the year ended 31 March 2021, the Board had three INEDs, representing more than one-third of the Board, and at least one of them has the appropriate professional qualification of accounting or related financial management expertise as required by Rule 3.10 of the Listing Rules.

The Company has received written annual confirmation from each of the three INEDs in respect of his/her independence pursuant to Rule 3.13 of the Listing Rules. The Company considers that all the INEDs are independent parties in accordance with the independence guidelines set out in the Listing Rules and free of any relationship that could materially interfere with the exercise of their independence judgements.

董事會成員背景廣闊、行業經驗豐富，且具備適當的專業資格。有關各董事的履歷資料，請參閱本年報「董事、高級管理層及公司秘書的履歷」一節。除「董事、高級管理層及公司秘書的履歷」一節所披露者外，董事彼此間概無其他財務、家屬或其他重大／相關關係。

主席及首席執行官

本公司主席及首席執行官的角色由洪游歷(又名洪游奕)先生一人同時兼任，且並未根據企業管治守則的守則條文A.2.1的規定作出區分。董事會認為此安排為本集團提供本公司強勁及貫徹的領導，有助作出更有效及更具效益的業務規劃及決策以及實行長遠業務策略。

獨立非執行董事的獨立性

於截至2021年3月31日止年度，董事會有三名獨立非執行董事，佔董事會成員人數超過三分之一，而根據上市規則第3.10條的規定，最少一名獨立非執行董事擁有適當會計專業資格或相關財務管理專業技能。

本公司已收到三名獨立非執行董事各自根據上市規則第3.13條就其獨立性發出的年度確認書。本公司認為，根據上市規則所載獨立指引，全體獨立非執行董事均為獨立人士，且不受可嚴重干擾彼等行使其獨立判斷能力的任何關係所影響。

Appointment and Re-election of Directors

Code provision A.4.1 of the CG Code stipulates that non-executive Directors shall be appointed for a specific term, subject to re-election. Each of the executive Directors has renewed the service contract with the Company for a further term of three years commencing on 11 September 2018. Each of the INEDs has renewed the letter of appointment with the Company for a further term of three years commencing from 11 September 2018.

In accordance with Article 84 of the Articles of Association, at each annual general meeting one-third of the Directors for the time being (or, if their number is not a multiple of three, then the number nearest to but not less than one-third) shall retire from office by rotation provided that every Director shall be subject to retirement at an annual general meeting at least once every three years. A retiring Director shall be eligible for re-election. Further, any Director appointed by the Board to fill a casual vacancy shall hold office until the first general meeting of the Members after his appointment and shall be subject to re-election at such meeting and any Director appointed by the Board as an addition to the existing Board shall hold office only until the next following annual general meeting of the Company and shall then be eligible for re-election.

In the forthcoming annual general meeting of the Company, Mr. Hung Yau Lit (also known as YY Hung), Mr. Yiu Kar Chun Antony and Ms. Tam Laiman will retire as Directors in accordance with Article 84 of the Articles of Association and, being eligible, will offer themselves for re-election. Their biographical details will be set out in the circular to be dispatched to the Shareholders with the notice of annual general meeting.

董事委任及重選

企業管治守則的守則條文A.4.1規定，非執行董事須以特定任期獲委任，並須接受重選。執行董事各自與本公司續訂服務合約，由2018年9月11日起續期三年。獨立非執行董事各自與本公司續訂委任函，由2018年9月11日起續期三年。

根據組織章程細則第84條，在每屆股東週年大會上，三分之一時任董事（或倘人數並非三的倍數，則最接近但不少於三分之一的人數）須輪值退任，惟每名董事須於股東週年大會上最少每三年輪值退任一次。退任董事將合資格膺選連任。此外，任何獲董事會委任以填補臨時空缺的董事，須任職至其獲委任後的首個股東大會為止，並須於該大會上接受重選，而為增補現時董事會席位而獲董事會委任的任何董事僅須任職至本公司下屆股東週年大會為止，屆時將合資格膺選連任。

於本公司即將舉行的股東週年大會上，洪游歷（又名洪游奕）先生、姚嘉駿先生及譚麗文女士將根據組織章程細則第84條退任董事及符合資格且願意膺選連任。彼等的履歷詳情將載列於連同股東週年大會通告寄發予股東的通函內。

CORPORATE GOVERNANCE REPORT

企業管治報告

Meetings

The Board meets on a regular basis, and on an ad hoc basis, as required by the business needs. During the year ended 31 March 2021, the Board convened 4 board meetings and one annual general meeting (the “**2020 AGM**”) to approve the final and interim results announcements and financial reports, and to discuss the overall strategy and monitor financial and operation performance of the Company.

Attendance of each individual Director at the Board meetings and the 2020 AGM during the year ended 31 March 2021 is set out in the following table:

會議

董事會定期及按業務所需不時舉行會議。於截至2021年3月31日止年度，董事會召開四次董事會會議以及一次股東週年大會（「**2020年股東週年大會**」），以批准末期及中期業績公告及財務報告，並討論整體策略及監察本公司的財務及營運表現。

下表載列各個別董事於截至2021年3月31日止年度出席董事會會議及2020年股東週年大會情況：

Name of Director	董事姓名	Number of Board meetings attended 出席董事會會議次數	Attendance rate 出席率	Attendance in the 2020 AGM 是否出席2020年股東週年大會	Attendance rate 出席率
Executive Director		執行董事			
Mr. Hung Yau Lit (also known as YY Hung) (Chairman and Chief Executive Officer)	洪游歷 (又名洪游奕)先生 (主席兼首席執行官)	4/4	100	Yes 是	100
Mr. Yiu Kar Chun Antony (Chief Financial Officer)	姚嘉駿先生 (首席財務官)	4/4	100	Yes 是	100
Mr. Liu Zhenqiang	劉震強先生	3/4	75	No 否	0
Mr. Chen Zhiping (Chief Operating Officer)	陳志平先生 (首席營運官)	4/4	100	Yes 是	100
Ms. Sze Shui Ling	施穗玲女士	4/4	100	Yes 是	100
Independent non-executive Director		獨立非執行董事			
Dr. Or Ching Fai	柯清輝博士	4/4	100	Yes 是	100
Mrs. To Wong Wing Yue Annie	陶王永愉女士	4/4	100	Yes 是	100
Ms. Tam Laiman	譚麗文女士	4/4	100	Yes 是	100

Board Diversity Policy

The Company has adopted a Board diversity policy (the “**Board Diversity Policy**”) setting out the approach to achieve diversity on the Board in order to enhance the effectiveness of the Board and to maintain the highest standards of corporate governance. The Company recognises and embraces the benefits of diversity at Board level and has commitment to diversity at all levels, including but not limited to gender, age, cultural and educational background, or profession experience.

All Board appointments will be based on meritocracy, and candidates will be considered against objective criteria, having due regard for the benefits of diversity on the Board.

Selection of candidates will be based on a range of diversity perspectives, including but not limited to gender, age, cultural and educational background, profession experience, skills and knowledge. The ultimate decision will be made upon the merits and contribution that the selected candidates will bring to the Board.

Having reviewed the Board Diversity Policy and the Board’s composition, the nomination committee of the Company is satisfied that the requirement set out in the Board Diversity Policy has been met.

Nomination Policy

The Company has adopted a nomination policy on 26 November 2018 which sets out the selection criteria and nomination procedures adopted to guide the nomination committee of the Company to select and recommend candidates for directorship so as to ensure that the Board has a balance of skills, experience and diversity of perspectives appropriate to the requirements of the Company’s business.

The factors listed below would be used as reference by the nomination committee of the Company in assessing the suitability of a proposed candidate:

- reputation for integrity;
- qualifications including professional qualifications, skills, knowledge and experience and diversity aspects under the Board Diversity Policy that are relevant to the Company’s business and corporate strategy;

董事會多元化政策

本公司已採納董事會多元化政策（「**董事會多元化政策**」），載有達致董事會多元化方針，以提升董事會的運作效率及保持高水準的企業管治標準。本公司認同並接受董事會層面多元化的益處，並致力實現全方位多元化的承諾，包括但不限於性別、年齡、文化及教育背景或專業經驗。

董事會所有委任均以用人唯才為基礎，以客觀準則考慮候選人並充分顧及董事會多元化的益處。

甄選候選人時將按一系列多元化範疇為基準，包括但不限於性別、年齡、文化及教育背景、專業經驗、技能及知識。最終將按獲選人的長處及可為董事會作出的貢獻而作決定。

經審視董事會多元化政策及董事會之組成後，本公司提名委員會信納本公司已符合董事會多元化政策所載的規定。

提名政策

本公司於2018年11月26日採納提名政策，載有為本公司提名委員會甄選和推薦董事候選人的甄選準則及提名程序的指引，以確保董事會具備平衡且切合本公司業務需要的技能、經驗及多元化思維。

下文所列因素為本公司提名委員會評估建議候選人的適切性時作參考：

- 信譽；
- 與本公司業務及企業策略相關的資格，包括專業資格、技能、知識及經驗，以及董事會多元化政策下的多元化範疇；

CORPORATE GOVERNANCE REPORT

企業管治報告

- (in case of independent non-executive Directors) requirement for the Board to have independent non-executive Directors in accordance with the Listing Rules and whether the candidate would be considered independent with reference to the independence guidelines set out in the Listing Rules;
 - any potential contributions that the candidate can bring to the Board;
 - commitment for responsibilities of the Board in respect of available time and relevant interest; and
 - any other perspectives that are appropriate to the Company's business operation and environment as well as the industry in which the Company operates.
- (就獨立非執行董事而言)根據上市規則董事會須具有獨立非執行董事的規定，以及有關候選人經參照上市規則所載的獨立指引是否被視為獨立；
 - 候選人可為董事會作出的任何潛在貢獻；
 - 就董事會職責的承諾可投入的時間及相關利益；及
 - 與本公司經營業務及環境以及經營所在行業相適合的任何其他方面。

The nomination committee may consult any source it considers appropriate in identifying or selecting suitable candidates, such as referrals from existing Directors, advertising, recommendations from a third party agency firm and proposals from the shareholders of the Company with due consideration given to the criteria which include but are limited to the above-mentioned.

提名委員會可能會為識別或甄選合適的候選人，諮詢其認為適當的任何來源，例如現任董事的轉介、廣告、第三方中介公司的推薦及本公司股東建議，並適當考慮(包括但不限於)上述準則。

The nomination committee or the company secretary of the Company shall convene a meeting upon receipt of any nominations of candidates to evaluate such candidates based on the selection criteria mentioned above to determine whether such candidate is qualified for directorship. The nomination committee should then recommend to the Board to appoint the appropriate candidate for directorship. For any person that is nominated by a shareholder of the Company for election as a Director at the general meeting, the nomination committee and/or the Board should make recommendation to the shareholders in respect of the proposed election of Director at the general meeting. The Board should have the final decision on all matters relating to its recommendation of candidates to stand for election at any general meeting.

本公司提名委員會或公司秘書應於收到候選人的任何提名後召開會議，根據上述甄選標準對候選人進行評估，以釐定該候選人是否具備擔任董事的資格。提名委員會隨後應向董事會推薦委任合適的董事候選人。就由本公司股東提名於股東大會上選舉為董事的任何人士而言，提名委員會及／或董事會應於股東大會上就選舉董事的提案向股東提出推薦。董事會應就其推薦候選人於任何股東大會上參選的有關所有事宜，具有最終決定權。

Directors' Continuous Professional Development

All the Directors are encouraged by the Company to participate in continuous professional development so as to equip themselves with the latest developments of the Listing Rules and other applicable legal and regulatory requirements, industry knowledge and managerial skills in relation to the operation of the Group's business.

董事持續專業發展

本公司鼓勵全體董事參與持續專業發展，以瞭解上市規則及其他適用法例及監管要求的最新發展以及與營運本集團業務有關的行業知識及管理技能。

All Directors have provided to the Company with their training records and such records have been maintained by the Company for accurate and comprehensive record keeping.

全體董事已向本公司提供其培訓記錄，該等記錄由本公司保存，藉以保留準確及完備的培訓記錄。

CORPORATE GOVERNANCE REPORT

企業管治報告

Directors' Liability Insurance and Indemnity

The Company has arranged for appropriate directors and officers liability insurance to indemnify its Directors against liabilities arising out of legal action on corporate activities. During the year ended 31 March 2021, no claim had been made against the Directors of the Company.

Corporate Governance Functions

The Board is responsible for performing the functions set out in the code provision D.3.1 of the CG Code. These include: to develop and review the Company's policies and practices on corporate governance; to review and monitor the training and continuous professional development of Directors and senior management; to review and monitor the Company's policies and practices on compliance with legal and regulatory requirements; to develop, review and monitor the code of conduct and compliance manual applicable to employees and Directors; and to review the Company's compliance with the CG Code as set out in Appendix 14 to the Listing Rules and disclosure in the Corporate Governance Report.

BOARD COMMITTEES

The Board has established various committees, including the audit committee, remuneration committee, nomination committee and executive committee, each of which has the defined written terms of reference that will be reviewed and updated, where necessary. Copies of minutes of all meetings are kept by the company secretary and open for inspection at any reasonable time on reasonable notice by any Director. Each committee is required to report to the Board on its decision and recommendations, where appropriate.

Audit Committee

The audit committee comprises three INEDs, namely Dr. Or Ching Fai, Mrs. To Wong Wing Yue Annie and Ms. Tam Laiman. The chairman of the audit committee is Dr. Or Ching Fai who has appropriate professional qualifications.

The audit committee is established to, without limitation, assist the Board in providing an independent review and supervision of the Group's financial and accounting policies, to review the financial controls, risk management and internal control systems of the Company, to oversee the audit process, and to perform other duties and responsibilities as delegated by the Board.

董事責任保險及彌償

本公司已安排購買適當的董事及高級職員責任保險，以彌償其董事因公司業務有關的法律訴訟產生的責任。於截至2021年3月31日止年度，概無本公司董事遭提出任何索償。

企業管治職能

董事會負責執行企業管治守則的守則條文D.3.1所載的職能。該等職能包括：制定及檢討本公司的企業管治政策及常規；檢討及監察董事及高級管理層的培訓及持續專業發展；檢討及監察本公司的政策及常規是否遵守法律及監管規定；制定、檢討及監察僱員及董事適用的操守準則及合規手冊；及檢討本公司就上市規則附錄14所載的企業管治守則及企業管治報告中披露的合規情況。

董事委員會

董事會已設立多個委員會，包括審核委員會、薪酬委員會、提名委員會及執行委員會，各委員會均訂有明確的書面職權範圍。如有需要，該等職權範圍將經審閱及更新。所有會議記錄的副本均由公司秘書備存，並可供任何董事於提出合理通知後任何合理時間內查閱。各委員會均須於適當情況下就其決定及建議向董事會報告。

審核委員會

審核委員會由三名獨立非執行董事組成，分別為柯清輝博士、陶王永愉女士及譚麗文女士。審核委員會主席為柯清輝博士，其具備合適的專業資格。

成立審核委員會旨在(但不限於)協助董事會獨立審閱及監督本集團的財務及會計政策、檢討本公司的財務監控、風險管理及內部監控系統、監管審核過程及履行董事會指定的其他職務及責任。

CORPORATE GOVERNANCE REPORT

企業管治報告

During the year ended 31 March 2021, the audit committee members met two times with the Group's senior management and the external auditors to discuss and review, among other things, the following matters:

- the interim results for the six months ended 30 September 2020 and the annual results for the year ended 31 March 2021 to ensure full, complete and accurate disclosure in the aforesaid financial statements pursuant to the accounting standards and other legal requirement for presenting the same to the Board for approval;
- the terms and remuneration for the appointment of PricewaterhouseCoopers as external auditors to perform the agreed-upon procedures on the interim results for the six months ended 30 September 2020 and the audit of annual results for the year ended 31 March 2021;
- the independence of the external auditors especially for those non-audit services; and
- the overall effectiveness of the Company's internal control and risk management systems.

Attendance of each individual member at the committee meetings is set out in the following table:

Name of Director	董事姓名	Number of meetings attended 出席會議次數	Attendance rate 出席率
Dr. Or Ching Fai	柯清輝博士	2/2	100
Mrs. To Wong Wing Yue Annie	陶王永愉女士	2/2	100
Ms. Tam Laiman	譚麗文女士	2/2	100

於截至2021年3月31日止年度，審核委員會成員與本集團的高級管理層及外聘核數師舉行兩次會議，以討論及審閱(其中包括)以下事宜：

- 截至2020年9月30日止六個月的中期業績及截至2021年3月31日止年度的全年業績，以確保上述根據會計準則及其他法律規定呈列予董事會以供批准的財務報表作出全面、完整及準確披露；
- 委聘羅兵咸永道會計師事務所為外聘核數師的條款及酬金，以對截至2020年9月30日止六個月的中期業績進行協定程序，以及對截至2021年3月31日止年度的全年業績進行審核；
- 外聘核數師(尤其就非審核服務)的獨立性；及
- 本公司內部監控及風險管理系統的整體成效。

下表載列各個別成員出席委員會會議的情況：

CORPORATE GOVERNANCE REPORT

企業管治報告

Remuneration Committee

The remuneration committee comprises three members, namely Mrs. To Wong Wing Yue Annie (the chairman of the committee), Mr. Hung Yau Lit (also known as YY Hung) and Ms. Tam Laiman.

The primary responsibilities of the remuneration committee include (but not limited to) making recommendations and proposals to the Board in respect of remuneration policies and structure for Directors and senior management's remuneration.

During the year ended 31 March 2021, the remuneration committee held one meeting, in which it reviewed the existing remuneration policies by reference with the market research and gave recommendation of the remuneration packages and performance-based bonus for executive Directors and senior management to the Board for approval.

Attendance of each individual member at the committee meeting is set out in the following table:

薪酬委員會

薪酬委員會由三名成員組成，分別為陶王永愉女士(委員會主席)、洪游歷(又名洪游奕)先生及譚麗文女士。

薪酬委員會的主要職責包括(但不限於)就董事及高級管理層薪酬的薪酬政策及架構向董事會提供推薦意見及建議。

於截至2021年3月31日止年度，薪酬委員會舉行一次會議，於會上其參照市場研究審閱現有薪酬政策，並就提呈董事會批准執行董事及高級管理層的薪酬待遇及按表現釐定的花紅提供意見。

下表載列各個別成員出席委員會會議的情況：

Name of Director	董事姓名	Number of meeting attended 出席會議次數	Attendance rate 出席率
Mrs. To Wong Wing Yue Annie	陶王永愉女士	1/1	100
Mr. Hung Yau Lit (also known as YY Hung)	洪游歷(又名洪游奕)先生	1/1	100
Ms. Tam Laiman	譚麗文女士	1/1	100

Details of the Directors' remuneration are set out in note 34 to the consolidated financial statements. In addition, pursuant to the code provision B.1.5 of the CG Code, the annual remuneration of other members of the senior management by bands for the year ended 31 March 2021 is set out below:

董事薪酬詳情載列於綜合財務報表附註34。此外，根據企業管治守則的守則條文B.1.5，截至2021年3月31日止年度其他高級管理層成員按等級劃分的年度薪酬載列如下：

Remuneration to the senior management by bands	高級管理層按等級劃分的薪酬	Number of senior management 高級管理層人數
HK\$1,000,001 – HK\$1,500,000	港幣1,000,001元至港幣1,500,000元	1
HK\$1,500,001 – HK\$2,000,000	港幣1,500,001元至港幣2,000,000元	1
HK\$2,000,001 – HK\$2,500,000	港幣2,000,001元至港幣2,500,000元	3

CORPORATE GOVERNANCE REPORT

企業管治報告

Nomination Committee

The nomination committee comprises three members, namely, Mr. Hung Yau Lit (also known as YY Hung), Mrs. To Wong Wing Yue Annie and Ms. Tam Laiman. Mr. Hung Yau Lit (also known as YY Hung) is the chairman of the nomination committee.

The primary responsibilities of the nomination committee include (but not limited to) reviewing and making recommendations to the Board on structure, size composition and diversity of the Board, to oversee the identification and assessment of potential board candidates, to provide oversight and direction in respect of the succession planning for Directors and to determine the composition of Board committees.

During the year ended 31 March 2021, the nomination committee held one meeting which dealt with the following matters:

- review of the Board composition and structure;
- review of independence of INEDs; and
- review of re-appointment of retiring Directors.

Attendance of each individual member at the committee meeting is set out in the following table:

Name of Director	董事姓名	Number of meeting attended 出席會議次數	Attendance rate 出席率
Mr. Hung Yau Lit (also known as YY Hung)	洪游歷(又名洪游奕)先生	1/1	100
Mrs. To Wong Wing Yue Annie	陶王永愉女士	1/1	100
Ms. Tam Laiman	譚麗文女士	1/1	100

Executive Committee

The Board has set up the executive committee on 30 November 2015. The executive committee comprises all executive Directors of the Company and the chairman of the Board shall be the chairman of the committee.

The primary responsibilities of the executive committee include, but not limited to, advising and assisting the Board in formulating policies, monitoring the performance of management in carrying out and implementing the policies laid down by the Board for the Group, and handling and dealing with the bank-related transactions and matters.

提名委員會

提名委員會由三名成員組成，分別為洪游歷(又名洪游奕)先生、陶王永愉女士及譚麗文女士。洪游歷(又名洪游奕)先生為提名委員會主席。

提名委員會的主要職責包括(但不限於)檢討董事會的架構、組成規模及多元化並就此向董事會提出推薦建議、監督物色及評核潛在董事會候選人、就董事的繼任計劃提供監督及指導，以及釐定董事委員會的組成。

於截至2021年3月31日止年度，提名委員會舉行一次會議以處理以下事宜：

- 檢討董事會的組成及架構；
- 檢討獨立非執行董事的獨立性；及
- 審核退任董事續任事宜。

下表載列各個別成員出席委員會會議的情況：

執行委員會

董事會於2015年11月30日成立執行委員會。執行委員會由本公司全體執行董事組成，而董事會主席則為該委員會的主席。

執行委員會的主要職責包括(但不限於)就制訂政策向董事會提供意見並給予協助、監察管理層於執行及實行由董事會為本集團落實的政策表現，以及處理及辦理銀行相關交易及事宜。

CORPORATE GOVERNANCE REPORT

企業管治報告

EXTERNAL AUDITOR

The Company engages PricewaterhouseCoopers as external auditor. PricewaterhouseCoopers is responsible for auditing and forming an independent opinion on the Group's annual consolidated financial statements.

The audit committee reviews and monitors the external auditor's independence and objectivity and effectiveness of the audit process. It receives each year a planning report from the external auditor confirming its independence and objectivity and holds meetings with representatives of the external auditor to consider the scope of its fees, and the scope and appropriateness of non-audit services, if any, to be provided by it. The audit committee also makes recommendations to the Board on the appointment and retention of the external auditor.

Auditor's Remuneration

During the year ended 31 March 2021, the total fees paid/payable in respect of services provided by PricewaterhouseCoopers, the external auditor of the Company, are set out below:

外聘核數師

本公司委聘羅兵咸永道會計師事務所為外聘核數師。羅兵咸永道會計師事務所負責審核本集團的年度綜合財務報表並就此提供獨立意見。

審核委員會審閱及監察外聘核數師的獨立性及客觀性，以及審核過程的有效性。委員會每年接獲由外聘核數師發出確認其獨立性及客觀性的規劃報告，並與外聘核數師的代表舉行會議，以考慮其收費範疇，以及將由其所提供的非審核服務(如有)的範疇及適當性。審核委員會亦就外聘核數師的委任與留聘事宜向董事會提交建議。

核數師薪酬

截至2021年3月31日止年度，就本公司外聘核數師羅兵咸永道會計師事務所提供的服務已付/應付費用總額載列如下：

Services rendered	所提供的服務	Fees paid/payable 已付/應付費用 HK\$'000 港幣千元
Audit services	審核服務	3,015
Non-audit services	非審核服務	1,145

CORPORATE GOVERNANCE REPORT

企業管治報告

ACCOUNTABILITY AND AUDIT

The Directors acknowledged their responsibility to present a balanced, clear and understandable assessment in the consolidated financial statements of the annual and interim reports, other price sensitive announcements and other financial disclosures required under the Listing Rules, and to report to regulators as well as to disclose information required pursuant to statutory requirements. When the Directors become aware of material uncertainties relating to events or conditions that might cast significant doubt upon the Company's ability to continue as a going concern, such uncertainties would be clearly and prominently set out and discussed in detail in this Corporate Governance Report.

The statement of the independent auditor of the Company about their reporting responsibilities and opinion of the consolidated financial statements of the Company for the year ended 31 March 2021 is set out in the Independent Auditor's Report on pages 158 to 164 of this annual report.

RISK MANAGEMENT AND INTERNAL AUDIT

Risk Management and Internal Control

To manage and monitor the various risk factors which the Company may be exposed, the Board is responsible for establishing and overseeing the Company's risk management and internal control systems on an ongoing basis, and ensuring the review of the effectiveness of the risk management and internal control systems has been properly conducted. The main features of this system, which continues to operate, were described in this Corporate Governance Report.

The Company has already reviewed its risk management framework and processes and has implemented relevant measures resulting from this exercise that aim to enhance its framework and processes. In particular, the Company has developed, approved and implemented a risk management system, which is defined and supported by its endorsed risk management policy. The terms of reference of the audit committee have included its responsibility for an effective system of internal control and risk management.

問責及審核

董事確認，彼等有責任在年度及中期報告的綜合財務報表、其他股價敏感公告及根據上市規則所規定的其他財務披露中提供持平、清晰及易明的評估，並向監管機構匯報及披露根據法定要求所規定的資料。倘董事知悉可能嚴重影響本公司持續經營能力的事件或情況有關的重大不明朗因素，則須在本企業管治報告中清楚及顯著載述以及詳細討論該等不明朗因素。

本公司獨立核數師有關其申報職責及其對本公司截至2021年3月31日止年度的綜合財務報表意見的聲明，載列於本年報第158至164頁的獨立核數師報告。

風險管理及內部審核

風險管理及內部監控

為管理及監察本公司可能面對的多種風險因素，董事會肩負持續建立及監督本公司風險管理及內部監控系統的責任，並確保妥善檢討風險管理及內部監控系統的功效。此系統持續運作，其主要功能於本企業管治報告內闡述。

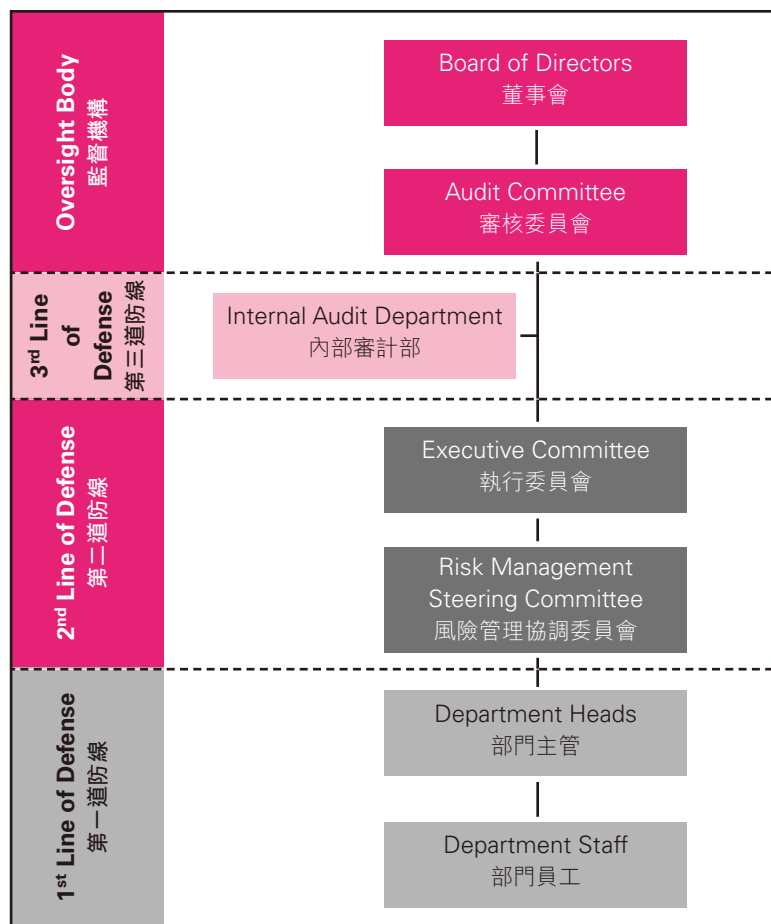
本公司已檢討其風險管理框架及程序並已實施旨在強化其框架及程序的相關措施。特別是，本公司已制定、批准及實施一套由其認可的風險管理政策所定義及支持的風險管理系統。審核委員會的職權範圍已包括其對有效內部監控及風險管理系統的職責。

Risk Governance Structure

The Company's governance structure for its risk management system is shown as below. Each party has well defined and detailed roles and responsibilities.

風險管治架構

本公司風險管理系統的管治架構載列如下。各方已有明確及詳細的角色及職責。



CORPORATE GOVERNANCE REPORT

企業管治報告

Risk Assessment Methodology

The Company's methodology for its risk assessment comprises of four core stages (i.e. risk identification, assessment, monitoring and reporting). These processes are performed at least once a year to address changes in the Company's business environment.

Review on the Effectiveness of Risk Management and Internal Control Systems

The Board conducted an annual review on the effectiveness of risk management and internal control systems, covering all material controls such as financial, operational and compliance controls. In addition, the Board has appointed an international accountancy firm to review the internal control systems of the Company on an on-going basis. The review covered the expenditure, production management and fixed assets management of certain key subsidiaries of the Company.

Our Responsibility

Our Board has the overall responsibility to ensure that effective and sound risk management and internal control systems are maintained, while management is responsible to design and implement an internal controls system to manage risks. The Board is also responsible for reviewing the effectiveness of the Company's risk management and internal controls system.

The risk management and internal control systems can provide reasonable and not absolute assurance against material misstatement or loss, and are designed to manage rather than eliminate the risk of failure in the process of attaining business objectives. Based on the results of the annual review, the Board is satisfied and confident with the effectiveness of risk management and internal control systems currently put in place for the Company.

Communication of Risk Events

Where risk events arise, our communications, both within the Company and to external parties, are an integral part of the risk management system. To enable the Company to make the appropriate decisions and responses to mitigate or address any risk event, relevant information on the incident needs to be communicated by and to the right functions and individuals, completely and accurately, and in a timely manner.

To ensure inside information of the Company is to be disclosed to the public in a timely manner in accordance with the Listing Rules, applicable laws and regulatory requirement, a framework has been established to set out the procedures and internal controls for the handling and dissemination of inside information.

風險評估方法

本公司的風險評估方法由四個核心階段組成(即風險識別、風險評估、風險監察及風險報告)。該等程序每年最少進行一次，以就本公司業務環境的變化作出應對措施。

風險管理及內部監控系統的成效檢討

董事會已就風險管理及內部監控系統的成效進行年度檢討，涵蓋財務、運作及合規監控等所有重要監控。此外，董事會已委聘國際會計師事務所持續檢討本公司的內部監控系統。有關檢討涵蓋本公司若干主要附屬公司的開支、生產管理及固定資產管理。

我們的職責

董事會全權負責確保維持有效及健全的風險管理及內部監控系統，而管理層負責設計及實施內部監控系統以管理風險。董事會亦負責檢討本公司風險管理及內部監控系統的成效。

風險管理及內部監控系統可對重大錯誤陳述或損失提供合理而非絕對的保證，並旨在管理而非消除在達致業務目標的過程中出現的失敗風險。根據年度檢討的結果，董事會對本公司目前所實施的風險管理及內部監控系統的成效感到滿意及充滿信心。

風險事件的溝通

於出現風險事件時，本公司內部間的溝通及與外部各方的溝通為風險管理系統的組成部分。為使本公司作出明智決策及應對以減緩或處理任何風險事件，適當的職能部門及人士將會完全、準確且及時地傳遞及接收有關事件的相關資料。

為確保本公司內幕消息按照上市規則、適用法律及監管規定適時向公眾披露，本公司已建立架構載明處理及發佈內幕消息的程序及內部監控。

SHAREHOLDERS' RIGHTS

The Company aims to establish fair and transparent procedures to enable all shareholders an equal opportunity to exercise their rights in an informed manner and communicates efficiently with the Company. Under the Articles of Association and the relevant policies and procedures of the Company, the shareholders enjoy, among others, the following rights:

1. Convene an extraordinary general meeting/put forward proposals:

Any one or more shareholders holding, at the date of deposit of the requisition, not less than one-tenth (10%) of the paid up capital of the Company carrying the right of voting at general meetings of the Company shall at all times have the right, by written requisition to the Board or the Secretary of the Company, to require an extraordinary general meeting to be called by the Board for the transaction of any business specified in such requisition; and such meeting shall be held with two months after the deposit of such requisition at the Company's Hong Kong office at 10th Floor, Tower A, Regent Centre, 63 Wo Yi Hop Road, Kwai Chung, Hong Kong. If within twenty-one days of such deposit, the Board fails to proceed to convene such meeting, the requisitionist(s) himself (themselves) may do so in the same manner, and all reasonable expenses incurred by the requisitionist(s) as a result of the failure of the Board shall be reimbursed to the requisitionist(s) by the Company. The Company would take appropriate actions and make necessary arrangements in accordance with the requirements under Article 58 of the Articles of Association once a valid requisition is received.

2. Propose a person for election as a Director:

As regards to the procedures for proposing a person for election as a Director, please refer to "Procedures for shareholders to propose a person other than a retiring director for election as a director at a general meeting" under the section headed "Shareholders' rights" of the Company's website at www.reginamiracleholdings.com.

3. Put forth enquiries to the Company:

Specific enquiries by Shareholders requiring the Board's attention can be sent in writing to the company secretary at the Company's Hong Kong office at 10th Floor, Tower A, Regent Centre, 63 Wo Yi Hop Road, Kwai Chung, Hong Kong.

股東權利

本公司旨在建立公平及透明的程序，使所有股東獲平等機會在知情情況下行使其權利並與本公司有效溝通。根據組織章程細則以及本公司相關政策及程序，股東享有(其中包括)以下權利：

1. 召開股東特別大會／提呈建議：

任何一名或多名於遞呈要求日期持有不少於本公司繳足股本(附有於本公司股東大會上投票的權利)十分之一(10%)的股東，有權於任何時候透過向董事會或本公司秘書發出書面要求，要求董事會召開股東特別大會，以處理有關要求中指明的任何事項；且該大會須於遞呈該要求至本公司香港辦事處(地址為香港葵涌和宜合道63號麗晶中心A座10樓)後兩個月內舉行。倘遞呈後二十一日內，董事會未有著手召開該大會，則提請人可以相同方式召開股東特別大會，而提請人因董事會未能召開該會議而產生的一切合理費用，應由本公司付還提請人。於收到有效請求書後，本公司將按組織章程細則第58條的規定採取適當行動，並作出必要安排。

2. 提名人選參選董事：

有關提名人選參選董事的程序，請參閱本公司網站www.reginamiracleholdings.com「股東權利」一節內的「股東於股東大會上提名退任董事以外的人士參選董事的程序」。

3. 向本公司提呈查詢：

股東提呈董事會垂注的具體查詢可以書面形式寄發予本公司的公司秘書，收件地址為本公司香港辦事處，香港葵涌和宜合道63號麗晶中心A座10樓。

CORPORATE GOVERNANCE REPORT

企業管治報告

INVESTOR AND SHAREHOLDER RELATIONS

In order to develop and maintain a continuing and constructive relationship with the shareholders, the Company has compiled a shareholders communication policy and established various channels of communication with the shareholders, such as publication of interim reports and annual reports, press releases and announcements of the latest development of the Company in a timely manner. The shareholders are also encouraged to attend the Company's annual general meetings where the Chairman and members of different Board committees are available to answer Shareholders' questions and exchange views with them.

Financial and other information in relation to the Group has been published on the Hong Kong Stock Exchange's website at www.hkexnews.hk and the Company's website at www.reginamiracleholdings.com.

COMPANY SECRETARY

Mr. Law Kwan Chuen is the company secretary of the Company. He is an employee of the Company and reports directly to the Board and is responsible for, inter alia, providing updated and timely information to all Directors from time to time.

During the year ended 31 March 2021, Mr. Law has complied with Rule 3.29 of the Listing Rules and taken no less than 15 hours of relevant professional training.

CORPORATE SOCIAL RESPONSIBILITY

The Group has also dedicated great effort towards protecting the environment and supporting society. For details, please refer to the "Management Discussion and Analysis" section of this annual report under the "Corporate Social Responsibility" subsection.

CONSTITUTIONAL DOCUMENTS

During the year ended 31 March 2021 and up to the date of this report, the Company has not made any changes to its Articles of Association. An up-to-date version of the Articles of Association is available on both the websites of the Hong Kong Stock Exchange and the Company.

投資者及股東關係

為與股東發展及維繫持續及具建設性的關係，本公司已制定股東通訊政策及建立多個渠道與股東溝通，如適時刊發中期報告及年報、就本公司的最新發展發出新聞稿及公告。本公司亦鼓勵股東出席本公司股東週年大會，主席及各董事委員會的成員將於會上解答股東的提問並與股東交換意見。

有關本集團的財務及其他資料已登載於香港聯交所網站www.hkexnews.hk及本公司網站www.reginamiracleholdings.com。

公司秘書

羅鈞全先生為本公司的公司秘書。彼為本公司僱員並直接向董事會報告，負責(其中包括)不時提供最新及適時資訊予全體董事。

截至2021年3月31日止年度，羅先生已遵守上市規則第3.29條，並參與不少於15小時的有關專業培訓。

企業社會責任

本集團於環保及社會支援上不遺餘力。詳情請參閱本年報「管理層討論及分析」一節的「企業社會責任」分節。

憲章文件

於截至2021年3月31日止年度及直至本報告日期，本公司的組織章程細則並無任何變動。組織章程細則的最新版本載於香港聯交所及本公司網站。

ENVIRONMENTAL, SOCIAL AND GOVERNANCE REPORT

環境、社會 及管治報告

ENVIRONMENTAL, SOCIAL AND GOVERNANCE REPORT

環境、社會及管治報告

ABOUT THE REPORT

Introduction

The Group is pleased to issue its fifth environmental, social and governance report (the “**Report**”), with an aim to disclose the Group’s policy system and performance in respect of fulfilling its environmental and social responsibilities for the Reporting Period (as defined below). On the basis of the environmental, social and governance report for last year, the Report has improved the information visualization, in order to present the Group’s commitment, achievement and performance in respect of the Group’s environmental, social and governance (“**ESG**”) in a more vivid manner.

Scope of Reporting

The Report covers the manufacturing and office business of the Group’s Shenzhen and Vietnam factories in its general disclosures and the key performance indicators for social subject area, whereas the environmental KPIs encompass the manufacturing and office business of the Shenzhen factories and Vietnam factories A, B, C, D and E, to further align with the Group’s operating performance for the Reporting Period (as defined below).

The time frame of the Report lasts from 1 April 2020 to 31 March 2021 (the “**Reporting Period**”), with certain content dating back to previous or extending to subsequent period, as appropriate.

Basis of the Report

The Report has been prepared strictly according to the requirements of the Environmental, Social and Governance Reporting Guide (the “**Guide**”) of The Stock Exchange of Hong Kong Limited, with disclosure priorities of the Report and the Group’s management objectives for sustainable development identified based on the degree of concern on each topic of the stakeholders.

關於本報告

報告簡介

本集團欣然發佈第五份環境、社會及管治報告(「**本報告**」)，旨在披露本集團在報告期間(定義如下)履行環境及社會責任方面的政策體系和績效表現。在往年環境、社會及管治報告的基礎上，本報告加強了信息的可視化，以更為生動地體現本集團對於環境、社會及管治(Environmental, Social and Governance, 「**ESG**」)的承諾、實踐和表現。

報告範圍

本報告一般披露內容及社會範疇關鍵績效指標涵蓋本集團在深圳和越南兩個廠區的生產及辦公業務，環境範疇關鍵績效指標則涵蓋深圳廠區和越南A廠、越南B廠、越南C廠、越南D廠、越南E廠的生產及辦公業務，以更貼近本集團在報告期間(定義如下)的營運實務表現。

本報告時間範圍為2020年4月1日至2021年3月31日(「**報告期間**」)，部分內容適當向前後延伸。

報告標準

本報告嚴格參照香港聯合交易所有限公司《環境、社會及管治報告指引》(「**《指引》**」)的規定編製，並根據權益人對各議題的關注程度確定本報告的披露重點以及本集團可持續發展管理的目標。

ENVIRONMENTAL, SOCIAL AND GOVERNANCE REPORT

環境、社會及管治報告

Principles of the Report

The Report upholds the following principles of materiality, quantitative, balance and consistency to report:

報告原則

本報告秉持以下原則進行匯報：重要性、量化、平衡及一致性：

Principle 原則	Meaning 含義	Responses of the Group 本集團回應
Materiality 重要性	<p>The threshold at which ESG issues determined by the board are sufficiently important to investors and other stakeholders that they should be reported.</p> <p>當董事會釐定有關環境、社會及管治事宜會對投資者及其他持份者產生重要影響時，發行人就應作出匯報。</p>	<p>The Report identifies current major ESG issues through communication with stakeholders, taking into account the nature of the Group's business, operation mode and locations of operation.</p> <p>本報告通過與權益人溝通來識別當前的重大環境、社會及管治議題，並考慮了本集團的業務性質、營運方式及營運地點。</p>
Quantitative 量化	<p>KPIs in respect of historical data need to be measurable. The issuer should set targets (which may be actual numerical figures or directional, forward-looking statements) to reduce a particular impact. In this way the effectiveness of ESG policies an management systems can be evaluated and validated. Quantitative information should be accompanied by a narrative, explaining its purpose, impacts, and giving comparative data where appropriate.</p> <p>有關歷史數據的關鍵績效指標須可予計量。發行人應訂下減少個別影響的目標(可以是實際數字或方向性、前瞻性的聲明)。這樣，環境、社會及管治政策及管理系統的效益可被評估及驗證。量化資料應附帶說明，闡述目的及影響，並在適當的情況下提供比較數據。</p>	<p>The Report provides KPIs with quantitative measures where feasible, and includes explanatory notes to allow readers to assess and validate the ESG policy of the Group and its performance.</p> <p>本報告在可行情況下，以量化方式提供關鍵績效指標，並附帶說明，以便讀者評估和驗證本集團環境、社會及管治政策及實踐的績效表現。</p>
Balance 平衡	<p>The ESG report should provide an unbiased picture of the issuer's performance. The report should avoid selections, omissions, or presentation formats that may inappropriately influence a decision or judgment by the report reader.</p> <p>環境、社會及管治報告應當不偏不倚地呈報發行人的表現，避免可能會不恰當地影響報告讀者決策或判斷的選擇、遺漏或呈報格式。</p>	<p>The Report comprehensively disclosed the performance of the Group in terms of ESG, and avoided the expression or presentation format that may improperly affect the decision-making or judgment of readers based on objective facts.</p> <p>本報告以客觀事實為基礎，全面地披露本集團在環境、社會及管治方面的績效表現，避免可能會不恰當影響讀者決策或判斷的表述或呈報格式。</p>
Consistency 一致性	<p>The issuer should use consistent methodologies to allow for meaningful comparisons of ESG data over time.</p> <p>發行人應使用一致的披露統計方法，令環境、社會及管治數據日後可作有意義的比較。</p>	<p>The Report has compared current KPIs and information on different aspects with those in the past, in order to allow readers to facilitate the comparisons of the Group's performance year-on-year.</p> <p>本報告已比較不同範疇在目前及過去的關鍵績效指標及資訊，以便讀者對本集團績效作逐年比較。</p>

Source of Information

The information disclosed in the Report is derived from the Group's official documents, statistical reports and relevant public information.

信息來源

報告披露信息來源於本集團正式文件、統計報告和有關公開資料。

ENVIRONMENTAL, SOCIAL AND GOVERNANCE REPORT

環境、社會及管治報告

SUSTAINABLE DEVELOPMENT GOVERNANCE

Sustainable Development Philosophy

As an advocator and practitioner of sustainable development philosophy, the Group actively manages the environmental and social impact of its manufacturing and operational activities. While striving to be a world-class enterprise, we bring values to the environment, employees and society. We adhere to the sustainable development guideline of “Promoting the sustainable development of the Group with innovative, comfortable, healthy and environment-friendly products”, and focus on the supply chain, product responsibility, employees, research and development (“R&D”) and innovation, in order to achieve the goal of coordinated development of society, economy and ecological environment on the basis of ensuring that the daily operation meets the needs of consumers. We strive for excellent manufacturing to produce high-quality products; we value collaboration to procure our supplier to honor obligations; we comply with laws and regulations and observe business ethics; we deploy our talents according to their abilities, advocate diversity and integration, and protect their legitimate rights and interests; we protect the environment, implement energy-saving and consumption reduction measures, pay attention to climate change and sustain a balanced ecological environment; we give back to society and support community development. During the Reporting Period, we continued to implement our sustainable development philosophy. We endeavor to create long-term value for stakeholders, shoulder responsibility, and achieve sustainable development in a responsible fashion.

可持續發展治理

可持續發展理念

本集團倡導並奉行可持續發展理念，積極管理生產和運營活動對環境及社會的影響，在戮力成為世界級優秀企業的同時，亦為環境、員工及社會帶來幫助。我們堅持「以創新、舒適、健康、環保的產品，推動集團可持續發展」的可持續發展方針，重點關注供應鏈、產品責任、員工、研發創新等領域，在確保日常經營滿足消費者需求的基礎上，同時達到社會、經濟與生態環境協調發展的目標。我們卓越製造，打造優質產品；我們重視協作，促進供應商履責；我們合法合規，謹守商業道德；我們量才為用，倡導多元與共融，保障合法工權；我們保護環境，落實節能降耗舉措，關注氣候變化，平衡生態環境；我們回報社會，助力社區發展。報告期間，我們繼續貫徹可持續發展理念，致力於為權益人群體創造長遠價值，負責任、有擔當地實現可持續發展。

ENVIRONMENTAL, SOCIAL AND GOVERNANCE REPORT

環境、社會及管治報告

Supply Chain Management 供應鏈管理

Establish long-term and stable cooperation with suppliers, create safe and high-quality goods, and promote mutual growth with partners
建立與供應商長期穩定的合作關係，創造安全優質的商品，促進與合作夥伴的共同成長

Product Responsibility 產品責任

Actively consider environmental factors in the process of raw material procurement and production
在原材料採購和生產過程中積極考慮環境因素

Employment 僱傭

Pay attention to the ability development of employees, attach importance to the safety and health of employees, and safeguard the rights and interests of female employees
關注員工能力發展，重視員工安全與健康，維護女性員工權益

Environment 環境

Carry out energy consumption and carbon emissions management, pay attention to water resources, sewage and waste treatment, protect the environment and natural resources
進行能耗與碳排放管理，關注水資源及污水、廢棄物處理，保護環境和天然資源

Research and Development and Innovation 研發創新

Create products and designs with sustainable philosophy, and influence lifestyle with products
創造可持續理念的產品和設計，用產品影響生活方式

Sustainable Development Fields of the Group 集團可持續發展領域



Vision 願景

Promote sustainable development of the industry through innovation and technology, becoming an outstanding cross-sector global enterprise
創新與科技促進行業持續發展，成為全球跨行業卓越企業



Mission 使命

Create first-class products, delivering industry value and fulfilling social responsibilities
創造一流產品，實現行業價值，踐行社會責任



Value 價值觀

Integrity and pragmatism, people-oriented, innovative development, cooperation
誠信務實，以人為本，創新發展，協同合作



Belief 信念

Together We Soar
同一公司，同一理想，同一團隊

Corporate Culture of the Group 本集團企業文化

ENVIRONMENTAL, SOCIAL AND GOVERNANCE REPORT

環境、社會及管治報告

Structure of Sustainable Development Governance

The Group has established a robust ESG management structure. We have effectively carried out our sustainable development strategies with well-specified responsibilities at each level, to ensure that environmental and social responsibilities are incorporated into our management decision-making, daily operation and corporate culture.

The Board, as the highest decision-maker responsible for the Group's ESG affairs, provides guidance and suggestions on sustainable development management by timely reviewing and assessing the Group's strategies. As the central department on ESG affairs, the department for sustainable development coordinates and oversees all the departments in fulfilling sustainable development responsibilities, and organizes the preparation of the annual ESG report; respective functional departments, as the actual executors, are responsible for implementing sustainable development strategies and providing materials for information disclosure.

Under the robust support of our ESG management structure, our sustainable development strategies that cover multiple subject areas, such as social compliance, Customs-Trade Partnership Against Terrorism, brand protection and environmental governance and system establishment, are applied to Shenzhen and Vietnam factories, as appropriate, with comprehensive policies and systems in place to effectively guide the sustainable operation of our own and our partners.

可持續發展治理架構

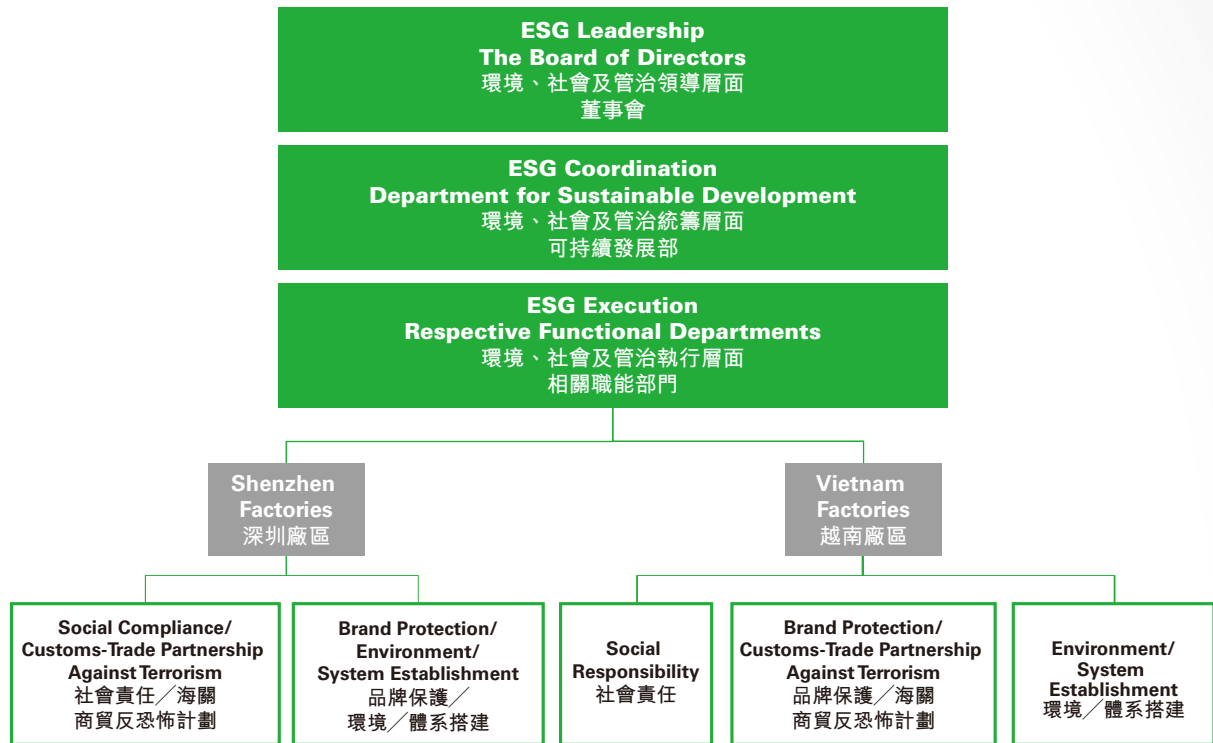
本集團已建立健全的環境、社會及管治管理架構。通過由上至下層級分明的職責規劃，我們有效落實可持續發展策略，確保將環境及社會責任的履行融入我們的管理決策、日常運營及企業文化之中。

董事會作為最高決策機構，對本集團環境、社會及管治負責，通過及時檢視和評估集團戰略，對可持續發展管理工作提出指導意見；可持續發展部作為環境、社會及管治事務的統籌部門，負責協調和監督各部門在可持續發展領域的履責情況，並組織編寫年度《環境、社會及管治報告》；各職能部門作為實際執行部門，負責落實可持續發展策略，並協助提供信息披露所需資料。

在環境、社會及管治管理架構的有力支撐下，我們制定的可持續發展策略涵蓋社會責任、海關商貿反恐怖計劃、品牌保護、環境管理及體系搭建等多個範疇，並合理分配到深圳和越南兩個廠區，得以建立全面的政策及制度，以有效指引我們自身及合作夥伴的可持續運營。

ENVIRONMENTAL, SOCIAL AND GOVERNANCE REPORT

環境、社會及管治報告



Sustainable Development Governance Structure
可持續發展治理架構

ENVIRONMENTAL, SOCIAL AND GOVERNANCE REPORT

環境、社會及管治報告

COMMUNICATION WITH STAKEHOLDERS

Stakeholder Communication Mechanism

The Group maintains continuous communication with its stakeholders in an open and prudent manner. Stakeholders' concerns and advice are regarded as our key reference for sustainable development. We have set up a normalized stakeholder communication mechanism to ensure that stakeholders are timely informed of the Group's operation status. We regularly review our potential environmental and social impact, and actively listen and respond to stakeholders' appeal and suggestions, all in an effort to safeguard and consolidate the relations of mutual help and trust with our stakeholders and jointly attain the sustainable development goal of the Group.

權益人溝通

權益人溝通機制

本集團以開放審慎的態度保持與權益人的持續對話，並視權益人的關切事項及建議為我們可持續發展方向的重要參考。我們已搭建常態化的權益人溝通機制，以確保權益人能夠及時獲知本集團的運營情況。我們定期檢討我們對環境及社會產生的可能影響，積極傾聽並回應權益人的訴求及建議，以維護並鞏固與權益人的互助互信關係，攜手共進實現集團的可持續發展目標。

Stakeholder 權益人	Expectation and Demand 期望與需求	Communication and Response 溝通與回應
Employees 員工	Remuneration and benefits assurance Healthy working environment Career development and promotion Safeguard staff's legitimate rights and interests 薪酬及福利保障 健康的工作環境 職業發展與晉升 保護員工合法權益	Offer competitive remuneration and benefits Pay attention to staff's occupational health and safety Attach importance to staff training and development Improve people-oriented protection system 提供有競爭力的薪酬與福利 關注員工職業健康與安全 重視員工培訓與發展 健全人文保障體系
Customers 客戶	Product quality Customer information protection Business integrity 產品質量 客戶信息保護 商業誠信	Ensure product quality and safety Protect privacy information Reasonable promotion and marketing 保障產品質量與安全 保護隱私信息 合理推廣與營銷
Shareholders and investors 股東與投資者	Financial results Corporate sustainable profit Corporate transparency Rights protection 財務業績 公司可持續盈利 公司透明度 權益保障	Achieve profitability Enhance corporate sustainable profitability Disclose daily information Convene general meetings 實現盈利目標 提高公司持續盈利能力 披露日常信息 召開股東大會

ENVIRONMENTAL, SOCIAL AND GOVERNANCE REPORT

環境、社會及管治報告

Stakeholder 權益人	Expectation and Demand 期望與需求	Communication and Response 溝通與回應
Government and regulatory authorities 政府與監管機構	Compliance with laws Make legal tax payments Job creation 遵紀守法 依法納稅 促進就業	Compliance operation Make tax payments voluntarily Create job opportunities 合規經營 主動納稅 創造就業機會
Suppliers and partners 供應商與合作商	Cooperation and win-win Open and fair Achieve common growth 合作共贏 公開公正 實現共同成長	Improve supplier assessment and communication system Standardize the bidding process of suppliers Establish communication platforms for suppliers 完善供應商評估與溝通機制 規範供應商招投標流程 搭建供貨商溝通平台
Industrial associations 行業協會	Exchange industrial experience Promote industrial advancement 行業經驗交流 推動行業進步	Participate in industrial forums Enhance R&D capability 參與行業研討 提升研發能力
Local communities 當地社區	Protect community environment Devote to charitable activities Create harmonious community environment Facilitate community development 保護社區環境 投身社會公益 營造和諧小區環境 促進社區發展	Comprehensively practise green operation Undertake charitable projects Actively engage in joint community construction Actively engage in poverty alleviation 全面實踐綠色運營 開展公益項目 積極參與社區共建 積極參與扶貧

Stakeholder Communication Mechanism

權益人溝通機制

ENVIRONMENTAL, SOCIAL AND GOVERNANCE REPORT

環境、社會及管治報告

Material Subjects

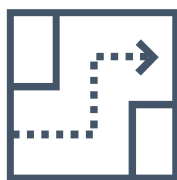
The Group believes that ongoing communication helps us keep abreast of the latest perspectives, and quickly respond to the risks and opportunities arising from the changing market. Therefore, based on the materiality assessment results from last financial year and taking into account the results from our communication with stakeholders during the Reporting Period, we have determined the materiality sequence of subjects for the Report and elaborated on them in a targeted manner herein, so as to preserve the substance of our information disclosure in the Report.

重要性議題

本集團相信持續溝通能夠幫助我們始終掌握最新的見解，並得以快速響應不斷轉變的市場帶來的風險及機遇。因此，基於上一財年開展的重要性評估結果，結合報告期間我們與權益人的溝通成果，我們釐定了本報告匯報議題的重要性排序，並有針對性地在本報告中作出闡述，以保障本報告披露信息的實質性。



ESG Reporting Guide
ESG報告指引



Strategies and Goals
戰略及目標



Risks and Opportunities
風險及機遇



Subjects among Industry Peers
同行議題



ESG Subjects ESG議題



Materiality Assessment
重要性評估



Communication with Stakeholders
權益人溝通



A Materiality Matrix for ESG Subjects ESG重要性議題矩陣

Evaluation Process for ESG Material Subjects ESG重要性議題的評估流程

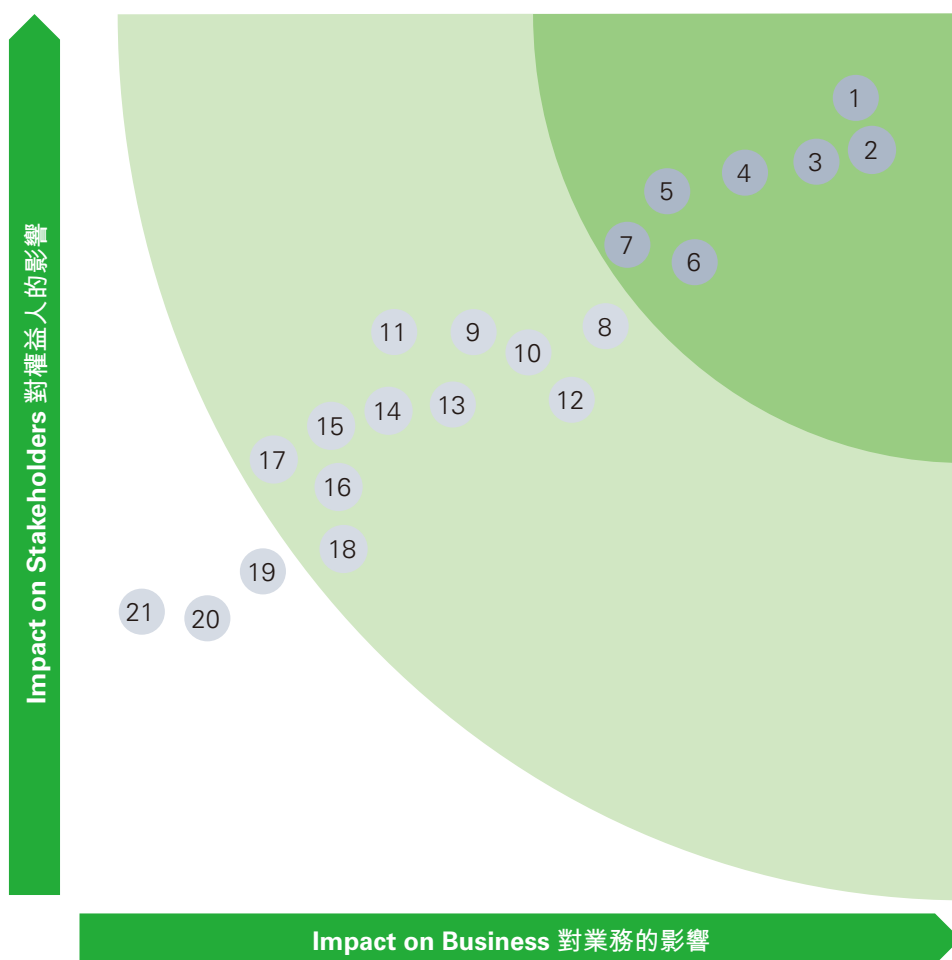
ENVIRONMENTAL, SOCIAL AND GOVERNANCE REPORT

環境、社會及管治報告

According to the research results that stakeholders participated in, the Group drew the materiality matrix for subjects to reflect the importance of various subjects to stakeholders and business, and made sequences in the identified subjects:

根據權益人參與調研結果，本集團繪製出議題的重要性矩陣，以反映各項議題對利益相關方和業務的重要程度，並對識別出的議題進行排序：

A Materiality Matrix for ESG Subjects
ESG議題重要性矩陣



A Materiality Matrix for ESG Subjects
ESG議題重要性矩陣

ENVIRONMENTAL, SOCIAL AND GOVERNANCE REPORT

環境、社會及管治報告

Sequence of ESG Material Subjects ESG重要性議題排序

Very Important 非常重要	1	Labor rights protection 勞工權益保障
	2	Product quality and safety 產品質量與安全
	3	Occupational health and safety 職業健康與安全
	4	R&D and innovation 研發與創新
	5	Staff training and development 員工培訓與發展
	6	Customer satisfaction and information security 客戶滿意度與信息安全
	7	Management of energy consumption and carbon emissions 能耗與碳排放管理
Important 重要	8	Prevention of child and forced labor 防止童工及強迫勞動
	9	Water resources and sewage treatment 水資源及污水處理
	10	Energy saving, emissions reduction and tackling climate change 節能減排與應對氣候變化
	11	Development of green and environment-friendly products 綠色環保產品開發
	12	Management of supply chains 供應鏈管理
	13	Protection of intellectual property rights 知識產權保護
	14	Anti-corruption and compliance management 反貪污與合規管理
	15	Staff remuneration and benefits 員工薪酬與福利
	16	Waste treatment 廢棄物處理
	17	Caring staff 員工關愛
	18	Environmental and labor management performance of suppliers 供應商環境與勞工管理表現
Less Important 次重要	19	Reasonable promotion and marketing 合理的推廣與營銷
	20	Anti-discrimination and equal opportunity 反歧視與平等機會
	21	Community investment 社區投資

Sequence of ESG Material Subjects ESG重要性議題排序

ENVIRONMENTAL, SOCIAL AND GOVERNANCE REPORT

環境、社會及管治報告

As shown in the results of materiality assessment, the subjects ranked higher in materiality for the year include labor rights protection, product quality and safety, occupational health and safety, R&D and innovation, staff training and development, customer satisfaction and information security, management of energy consumption and carbon emissions, etc. We will emphasize on the disclosure of such subjects in the Report and regard them as the significant basis for our ESG work planning for the year ahead.

根據重要性評估結果所示，本年度重要性排序較高的為勞工權益保障、產品質量與安全、職業健康與安全、研發與創新、員工培訓與發展、客戶滿意度與信息安全、能耗與碳排放管理等議題，我們將在本報告中重點加強相關議題的披露，並以此作為下一年ESG工作規劃的重要依據。

ENVIRONMENTAL, SOCIAL AND GOVERNANCE REPORT

環境、社會及管治報告

MUTUAL BENEFIT AND JOINT SUCCESS

As the world's largest intimate wear manufacturer, the Group leverages its leading seamless clothing technology as well as continuous innovation of production craftsmanship, to consistently gain recognition from international brands. Committed to our mission of "Creating first-class products, Delivering industry value and Fulfilling social responsibilities", the Group strictly controls product quality and safety, focuses on technical R&D and innovation, safeguards the legitimate rights and interests of its own and customers, and pays attention to supply chain environment and social risks as well as obligation performance, all in a bid to deliver mutual benefit and joint success with its partners.

Creating Values for Customers

Creating values for customers is the Group's constant pursuit. We keep ramping up our production capacity and efficiency to cope with the order demands from major brand partners. We are active in promoting information-based production automation models to boost production management and efficiency. Our years of commitment to design and manufacturing innovation and continuous research on high-tech innovative craftsmanship enabled us to forge solid relations with our existing and new brand partners that are famous around the globe. "Quality, Speed, Innovation, Sustainability" serve as our consistent strategies to attain steady business growth.

攜手互利共贏

作為全球最大的貼身內衣製造商，本集團憑藉領先的無縫製衣技術和持續創新的生產工藝，不斷獲得國際品牌認可。我們以「創造一流產品，實現行業價值，踐行社會責任」為使命，嚴控產品質量與安全，重視技術研發與創新，保護自身及客戶的合法權益，關注供應鏈環境及社會的風險與履責情況，攜手合作夥伴實現互利共贏。

為客戶創造價值

為客戶創造價值是本集團矢志不渝的追求。我們持續提升產能的擴展及效率，以配合各大品牌合作夥伴的訂單需求；我們積極推動具備信息化的自動化生產模式，以加強生產管理及提升效率；我們多年來堅持創新設計製造，不斷鑽研高科技的創新工藝，令我們得以與全球知名的現有及新品牌合作夥伴建立牢固關係。「質量，速度，創新，可持續」是我們達至業務穩步發展所堅持踐行的戰略。

ENVIRONMENTAL, SOCIAL AND GOVERNANCE REPORT

環境、社會及管治報告

Comprehensive Quality Management

The Group strictly complies with the laws and regulations of the countries and regions where we operate our business, such as the “Product Quality Law of the People’s Republic of China”, the “Law of the People’s Republic of China on Protecting Consumer Rights and Interests”, the “Vietnam Law on Product and Goods Quality” and the “Vietnam Law on Protection of Consumers’ Rights”. In addition, we have established our quality management system and kept improving it so as to fully guide and control our product quality. In accordance with the actual needs of the respective regions, we have prepared and implemented policies and mechanisms such as the “Quality Policies”, the “Determination Process of Material Plans”, the “Internal Flow and Control Procedure for Materials and Products”, the “Product Inspection Standard” and the “Management Procedure for Product Inspection” in Shenzhen factories, and the “Work Inspection Guide”, the “Standard Operation Procedure”, the “Online Inspection Procedure” and the “Control Procedure for Unqualified Products” in the Vietnam factories, to provide multiple layers of assurance for the quality of materials and finished goods throughout the production process.

Quality Management System

The Group has established and implemented the Quality Management System (QMS) to provide strict assurance for the product quality through formulating internal policies for product quality and safety, setting appropriate quality goals as well as conducting management appraisals. Through defect prevention and continuous improvement, the product quality and safety check are enhanced. The product quality and safety has been recognized by our customers. Other than that, we have been active in applying for international quality management system certification. Shenzhen and Vietnam factories of Regina Miracle have obtained the ISO 9001 quality management system certification for their design and manufacturing processes.

全面質量管理

本集團嚴格遵循《中華人民共和國產品質量法》《中華人民共和國消費者權益保護法》《越南產品質量法》及《越南消費者權益保護法》等運營所在國家和地區的法律法規，建立並不斷健全質量管理體系，以充分指導和把控產品質量。根據各地的實際要求，我們在深圳廠區制定並實施《質量方針》《物料計劃制定流程》《物料、產品內部流動與控制程序》《產品檢驗標準》及《產品檢驗管理程序》等政策和制度，在越南廠區制定並實施《查貨工作指引》《標準操作流程》《在線檢抽程序》及《不合格產品控制流程》等政策和制度，在生產全流程對來料和成品的質量實施多重把關。

質量管理體系

本集團制定並實施了質量管理體系(Quality Management System, QMS)，通過建立產品質量和安全的內部政策、設定適當的質量目標並實施管理評審，對產品質量進行嚴格把關，並且通過缺陷預防和持續改進來提升產品質量與安全監查，在產品質量與安全方面得到了客戶的肯定。此外，我們積極開展國際化質量管理體系認證，集團旗下維珍妮內衣深圳及越南工廠的設計和生產均已通過ISO 9001質量管理體系認證。

ENVIRONMENTAL, SOCIAL AND GOVERNANCE REPORT


環境、社會及管治報告

Quality Management Mechanism

The Group monitors all processes of “raw materials procurement – production – inspection – control for unqualified products” during the whole production in accordance with the QMS, in a bid to ensure that the production of product is strictly in compliance with the international standards, industry standards and corporate standards and therefore guarantee the product quality.

質量管理機制

本集團依照QMS對「原料採購－生產－檢驗－不合格品的控制」的生產全過程各環節進行監控，保證產品質量嚴格按照國際標準、行業標準和企業標準進行生產，確保產品質量。



In order to guarantee the quality of raw materials, all factories of Regina Miracle purchase from qualified suppliers who have been strictly appraised. Raw materials purchased can only be put into storage when inspected to be qualified, which is to ensure a 100% qualification rate by implementing an inspection and appraisal system with multiple layers of assurance.

In order to guarantee the product quality, Regina Miracle conducts strict control on all processes of production and implements the quality tracing system during the production, through which we could trace back to groups and individuals responsible for relevant product quality issues and take correction and prevention measures in timely manner so as to achieve a 100% qualification rate in next production process.

All factories of Regina Miracle impose strict control on product inspection to avoid uninspected products to be delivered. Technical personnel from the inspection department conduct the quality inspection on production process and the finished products in strict accordance with relevant standards and quality specifications of such products during the production, and will issue corresponding inspection reports and relevant records for qualified products after inspection.

A three-level inspection system composed of self-inspection, cross inspection and specialized inspection is in place to avoid unqualified products, while effective correction and prevention measures are adopted to eliminate the actual and potential factors contributed to disqualification so as to prevent the occurrence of similar quality issues.

為確保原材料質量，維珍妮所有工廠均在嚴格評審合格的供方採購。進廠原材料經檢驗合格後方能入庫，確保入庫合格率達到100%，實行層層把關檢測審核制度。

為確保產品質量，維珍妮對生產各環節嚴格進行控制，生產過程中實行質量跟踪制度，當產品質量出現質量問題時可追溯班組和個人，並及時採取糾正和預防措施，使進入下一道產品合格率达100%。

維珍妮所有工廠對產品的檢驗進行嚴格控制，確保未經檢驗的產品不出廠。由質檢部的技術人員，對產品生產過程中的工序及成品嚴格按照產品有關標準及質量規格進行質量檢驗，檢驗合格後出具相應的檢驗報告及有關記錄。

實行三檢制度（自檢、互檢、專檢），以防止產品不合格。同時採取有效的糾正和預防措施，消除實際和潛在的不合格因素，防止類似質量問題發生。

Quality Management Mechanism throughout the Whole Production Process

產品全流程質量管理機制

ENVIRONMENTAL, SOCIAL AND GOVERNANCE REPORT

環境、社會及管治報告

During the Reporting Period, we continued to improve the inspection procedures, set up inspection teams for production lines and packaging department to find defective products in the production process in a timely manner and promptly urge improvements. Other than that, we actively implement the “RFT (Right First Time) 100%” policy to improve product quality to reduce the defect rate. We continue to improve procedures such as the 100% final inspection and the sampling inspection of QC (Quality Control) to ensure that the products manufactured are strictly inspected by the quality department to prevent unqualified products from dispatching to the market and to the consumers.

We strive to optimize the verification procedures for machineries. For all machineries that need to be verified, we clarify the verification frequency and verification personnel. We also organize an internal audit team to verify the execution of the verification process to ensure that all machineries are operating within a reasonable error range, thereby ensuring stable product performance.

We attach great emphasis on the analysis and handling of defective products. For products returned by consumers, we will immediately set up a special team to investigate the reasons for return, and conduct technical rework, product recalls, production suspension or scrapping according to different reasons in order to protect consumers' rights and interests and protect the reputation of customers and the Group from damage. The Group's quality management department regularly summarizes the defective product information, discusses continuous improvement measures with the technical team, and designates dedicated personnel to follow up and monitor the improvement results. During the Reporting Period, the percentage of total products of our Group sold or shipped subject to recalls for safety and health reasons was zero.

報告期間，我們持續完善檢驗流程，設立生產線和包裝部巡檢團隊，以及時在生產過程中發現瑕疵品並督促改善；大力推行「RFT (Right First Time, 一次通過率)100%」政策，以提升產品質量，降低不良率；持續完善100%尾檢，QC(Quality Control, 質量控制)抽檢等流程，確保出廠產品均經過質量部門嚴格檢驗，杜絕未經檢驗合格的產品流入市場及消費者手中。

我們堅持優化機器檢定流程，對所有需要檢定的機器，明確檢定頻率、檢定人員等，並組織內審團隊對檢定流程執行情況進行核查，確保所有機台均在合理的誤差範圍內運行，從而保證產品性能的穩定。

我們重視不良品分析及處置，對於經由消費者退回的產品，我們將即刻成立特別小組，調查產品退回原因，並針對不同原因進行技術返工、產品召回、暫停生產或報廢處理，以保障消費者權益，並保護客戶及本集團聲譽不受侵害。本集團品質管理部定期匯總不良品信息，與技術團隊探討持續改進措施，並由專人持續跟進及監督改進成果。報告期間，本集團已售或已運送產品總數中因安全與健康理由而須收回的產品百分比為0%。

ENVIRONMENTAL, SOCIAL AND GOVERNANCE REPORT

環境、社會及管治報告

Internal Quality Appraisal

The Group assesses the quality management conditions using the process measurement method, and implements regular assessment, internal review and performance appraisal mechanism to identify high quality risk projects, review the implementation and execution, keep tracking and correcting relevant problems and continue to improve the product quality level. We encourage all staff to participate in comprehensive quality management, implement the monitoring and evaluation system for product quality and safety, and also have established a product quality and safety management team. Committed to our production targets of “quality and safety first with zero violations”, we held activities with themes covering “How to avoid the same problems”, “Open panel discussion on how to”, “Summarizing the appraisal results”, the success of which made us well recognized by our major customers in aspects of product quality and safety, and received no material complaints concerning the quality and product safety during the Reporting Period. Other than that, we have formulated and implemented a comprehensive internal review system and established an internal review team. Through a combination of monthly non-periodic internal review and cross review, the Group seeks to review the execution of each manufacturing process and each part, and promote the standardization of the production process. Based on the defects identified during internal review, follow-up measures will be implemented in a timely manner, and we will keep improving and optimizing the production process to achieve continuous improvement on product quality and appropriate update of quality data.

內部質量評審

本集團採用過程測量方法評估質量管理狀況，實行定期評估、內部審查及績效考核機制，以識別高質量風險項目，審查落實執行狀況，持續跟踪和糾正問題，持續提升產品質量水平。我們推行全員參與全面質量管理活動，實行產品質量與安全監查和評審制度，並成立產品質量與安全管理小組，通過舉行「我們如何避免同樣的問題」、「開放式小組討論如何做到」、「總結評定結果」等主題活動貫徹「質量與安全第一，違章為零」的生產目標，活動的成功舉行使我們在產品質量安全方面得到重要客戶肯定，報告期間未收到重大質量及產品安全投訴。我們制定並實施全面的內部審查制度，並成立內審團隊，通過每月不定期內審與交叉內審相結合的方式，著力審查各工序、各環節的流程執行情況，促進生產過程標準化和規範化。我們根據內審發現的不足，及時進行跟進處理，持續完善和優化生產流程，以實現制程產品質量的持續改進和品質數據的實時更新。

ENVIRONMENTAL, SOCIAL AND GOVERNANCE REPORT

環境、社會及管治報告

Risk Assessment System

The Group implements quality risk and safety review by defining the risk assessment mechanism and standardizing the risk assessment process. The Group has established a risk assessment system from the stage of development to bulk production. This includes establishing a risk assessment project team, setting up project operation procedures and dividing risk assessment operation rules. Moreover, the quality management department implements the risk assessment for each product at different stages. We strive to find potential risk points that adversely affect the craftsmanship, quality, materials, efficiency and equipment in the risk assessment, and take timely responsive measures to mitigate the possible impact of modifications during or after production.

風險評估體系

本集團通過建立風險評估機制、規範風險評估流程落實質量風險與安全評審工作。本集團已建立了從開發到量產階段的風險評估體系，包括成立風險評估項目小組、建立項目操作流程、劃分風險評估操作細則等，並由品質管理部門落實每款產品在不同階段的風險評估。我們力求在風險評估中預先發現對工藝、質量、物料、效率、設備等造成不良影響的潛在風險點，並及時採取應對措施，減輕生產中或生產後修改帶來的可能影響。

R&D Stage 研發階段

- (1) Establish a risk assessment team
成立風險評估小組
- (2) The pre-production team conducts risk assessment meetings with the risk assessment team
產前組協同風險評估小組開風險評估會
- (3) Identify and assess potential risk points and consequences in advance
提前發現和評價潛在風險點及後果

Sample Inline Stage 樣品Inline段

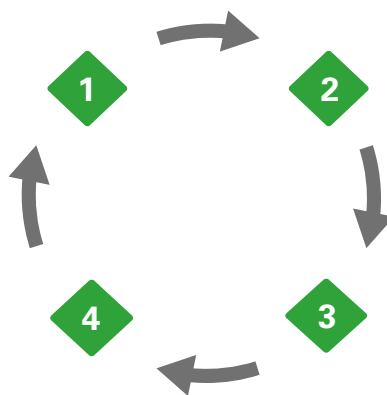
- (1) Test and verify the feasibility of the craftsmanship
測試驗證工藝資料的可行性
- (2) Identify risk resolutions in advance and keep improving
提前找到風險解決措施並不斷完善
- (3) Make decisions on small batch trial productions
決定是否需要做小批量試產

Bulk Production Stage 量產階段

- (1) Evaluate the stability in quality during each step of craftsmanship when in bulk production
每道工藝在量產時要評估質量的穩定性
- (2) Provide feedback to the risk assessment team when any abnormality is identified
有異常需反饋給風險評估小組
- (3) QC regularly monitors the implementation of risk points during each process
品管定期監控各工序風險點落實情況
- (4) QC requests the risk assessment team to summarize after the production is completed
生產出貨完成，品管召集風險評估小組總結

Trial Production Stage 試產階段

- (1) Person in charge of risk assessment makes decisions on which part to conduct the small batch trial productions
風險評估負責人安排在哪個部分做小批量試產
- (2) Fill in the relevant form after the production
產出後填寫相關表格
- (3) Conduct another risk assessment meeting to follow up the implementation of risk points
再次開展風險評估會議跟進落實風險點



Risk Assessment System 風險評估體系

ENVIRONMENTAL, SOCIAL AND GOVERNANCE REPORT

環境、社會及管治報告

In Fiscal 2022, we will further define the quality management functions, keep improving the quality management system, set up quality management working system and incentive and punishment system, organize periodic audits on internal quality system, supervise the implementation of correction and prevention measures. We will carry out comprehensive product quality and safety activities and enhance the awareness of product quality and safety and management level among all staff. We will also promote the implementation of the QC team and TPM (Total Productive Maintenance) to guarantee the product quality and production safety, establish the efficient production mechanism, set up quality-related education training programs, make active efforts to organize quality-related training education covering comprehensive quality management and excellent performance appraisal standards so as to improve the quality management skills.

Quickly Responding to Changes

Innovation has always been the core driver for the development of the Group. We are committed to providing our customers and consumers with more innovative solutions, as well as developing multi-functional products so that we can deliver comfort, functionality and value proposition of intimate wear and functional sportswear. We have adopted emerging materials, introduced new equipment and developed innovative technologies independently to improve production models to meet the needs of quality and delivery of different order types. We have a state-level laboratory and a strong R&D team, and possess a number of international patents. Our R&D achievements have also been commended and recognized by customers many times.

2022財年，我們將進一步明確質量管理職能，完善質量管理體系，建立質量管理工作制度和獎懲制度，定期組織內部質量體系審核，監督糾正措施和預防措施的實施情況；開展全面產品質量與安全活動，提高全員產品質量與安全意識及管理水平。推進實施QC小組和TPM (Total Productive Maintenance，全員生產維護)，以保證產品質量與安全生產；建立高效生產機制，制定質量教育培訓計劃，積極開展全面質量管理和卓越績效評價準則等質量培訓教育，以提高質量管理水平。

快速應對變革

創新始終是本集團發展的核心源動力。我們致力於為客戶與消費者提供更多創新方案、開發多功能的產品，實現內衣及功能運動類產品舒適度、功能性及價值主張的三位一體。我們採用新型材料、引入新型設備、自主研發創新技術、改善生產模式，以適應不同訂單類型對於品質及交期的需求。我們擁有一個國家級實驗室和實力雄厚的研發隊伍，並持有多項國際專利，我們的研發成果亦多次獲得客戶的表彰和認可。

ENVIRONMENTAL, SOCIAL AND GOVERNANCE REPORT

環境、社會及管治報告

Excellent Team and Resources

The corporate culture of open-minded learning and constant innovation keeps the Group at the forefront of the industry. Since 2018, we have been vigorously promoting the Manufacturing Excellence (ME) model, with designated departments responsible for planning, coordinating and promoting innovative measures to raise efficiency so that superior manufacturing can be delivered through craftsmanship and technical innovation. During the Reporting Period, in order to keep improving the capabilities of team members and better serve our customers and consumers, we focused on the cultivation of multi-skilled staff to enhance the flexibility of the staff. We also actively arranged outstanding staff to attend the trainings and assessments organized by core customers and consistently created opportunities in sending outstanding staff to visit domestic and overseas major trade fairs of our industry and cross industries to acquire the latest external information, broaden the horizons, and empower them for continuous innovation.

Continuous Innovation of our Production Model

Production model innovation is the cornerstone of the Group to improve its efficiency. During the Reporting Period, a bulk production technical data package has been developed to record and summarize the production methods and action videos for new products and major styles, thus facilitating the knowledge exchange within the Group. We have established a product sample R&D team responsible for the design and promotion of samples at the beginning of the development stage to further improve the standardization and stability of our product. In addition, we also optimized the production model in our production lines, which helped further improve our production efficiency and quality.

優秀的團隊與資源

虛心學習並不斷創新的企業文化讓本集團走在行業的最前端。2018年起，我們開始大力推行ME (Manufacturing Excellence，卓越製造)模式，由專職部門負責規劃、協調和推廣提高效率的創新措施，力求通過工藝和技術的創新實現變革式的卓越製造。報告期間，為不斷提升團隊成員的能力、更好地為客戶及消費者服務，我們亦著重進行多技能員工的培養，以提升員工的靈活性；我們還積極安排優秀員工參加核心客戶組織的培訓與考核，並不斷創造機會派遣優秀員工赴國內外同行業甚至跨行業的大型展覽會參觀，吸收外部最新資訊，開闊視野，為不斷創新汲取能量。

持續的生產模式創新

生產模式創新是本集團提升效率的基石。報告期間，我們開發轉量產技術資料包，將新款及重點款式等的生產方法及動作視頻進行記錄及匯總，方便集團內的知識傳播。我們成立了產品模板開發團隊，在產品開發之初進行設計及推廣模板，進一步提高產品的標準性及穩定性；此外，我們還優化了生產線的生產模式，使生產效率和品質進一步提升。

ENVIRONMENTAL, SOCIAL AND GOVERNANCE REPORT

環境、社會及管治報告

Advanced R&D of Products

R&D and innovation of products, materials and production technologies are important foundations on which the Group relies for its development. Our proprietary seamless garment technologies, composed of computer mold-making, hot-pressed molding and seamless bonding, have shaped the core advantage for us to gain customers and expand product categories.

We have established an innovation mechanism for industry-university-research cooperation with the “Administration Measures for the Industry-University-Research Cooperation” (《產學研合作管理辦法》) formulated, and carried out active actions to facilitate the cooperation and exchange with colleges and universities and research institutes inside and outside of China, in a view to promote the transformation of scientific research achievements. We have formulated and implemented skill training, performance appraisal and incentive system for our colleagues in the technical R&D department, which aimed to provide opportunities to our researchers for training and further study. In addition, we have also established a fair competition mechanism through a comprehensive performance appraisal system to improve the enthusiasm of researchers and inspire their potential.

During the Reporting Period, we made continuous efforts in the R&D of important craftsmanship and products, to upgrade craftsmanship technology and further improve our production efficiency and product quality. We have developed a number of innovative products for several world renowned brand partners with our advanced technology, which are popular and well recognized by the consumers.

先進的產品研發

產品、材料和生產技術的研發及創新是本集團賴以發展的重要基礎，我們主打的電腦開模、熱壓成型及無縫粘合三大技術組成的無縫製衣技術，為我們構建起獲取客戶、拓展品類的核心優勢。

我們制定了《產學研合作管理辦法》，建立產學研合作創新機制，積極開展與國內外高等院校、科研院所的合作交流，促進科研成果轉化。我們為技術研發部門同事制定並實施技能培訓、績效考核及獎勵制度，為科研人員提供培訓及進修的機會，並通過完善的績效評級體系，建立公平競爭機制，提高科研人員的積極性，激發科研潛能。

報告期間，我們持續推進重要工藝及產品的研發工作，為工藝技術升級，進一步提升生產效率及產品質量。憑藉這些先進的工藝，我們為多個國際知名的品牌合作夥伴開發了多款創新產品，獲得消費者青睞與贊譽。

ENVIRONMENTAL, SOCIAL AND GOVERNANCE REPORT

環境、社會及管治報告

Effective Intelligent Technology

During the Reporting Period, the Group continued to invest in new models and equipment. We facilitated our equipment automation by cooperating with external companies. We implemented data-based production management at all factories with screens installed to display data, and improved our management efficiency of silk screen printing workshops, materials facilities, production lines in workshops and machine maintenance and repair through real-time tracking of production condition from real-time display and application of production data on the screens. We introduced the QR code information system for incoming materials, so that complete information of raw materials can be obtained through the QR code to guarantee the safety of raw materials. And through the real-time monitoring on raw material information, we are informed of the use of raw materials to optimize the production arrangement.

有效的智能化技術

報告期間，本集團持續投資新模式和新設備。我們與外部公司合作，推廣設備自動化進程。我們在全部廠區實施數據化生產管理，投放數據化顯示屏，通過生產數據實時顯示及應用，對生產情況進行即時跟踪，提升絲印車間、物料配套、車間產線及機器維修的管理效率。我們引入了來料二維碼信息系統，通過識別二維碼即可獲取原料的完整信息，保障原料安全性；並可通過對原料信息的實時監控，掌握原料使用動態，優化生產安排。

ENVIRONMENTAL, SOCIAL AND GOVERNANCE REPORT

環境、社會及管治報告

With the application of intelligent devices, less-skilled occupations are replaced while labors freeing from such occupations are allowed to take a chance in higher-skilled jobs. At the same time, standardized production with a more stable quality level plays a positive role in our long run development and continuous satisfaction of customer needs.

Quick Response

During the Reporting Period, with the outbreak of novel coronavirus pneumonia (COVID-19), customers' demands for products and cooperative ways have changed. The Group has been working to expand its production capacity in Vietnam proactively as well as developing innovative craftsmanship during the technical R&D stage to realize automated production, and it never ceases to update its internal process arrangement system. As a result, we are able to plan a supply chain that satisfies customer demand to coordinate with and adapt to the changing industry trends. Under the external pressure regarding the pandemic during the Reporting Period, many customers were unable to visit the factories, we maintained proactive engagement with customers to provide timely feedback on the production process. Meanwhile, we actively coordinate available resources to provide customers with a range of online services, such as Online Fitting which can quickly transform the traditional offline fitting into an online mode, and development of virtual samples which can show designs to customers in different regions. These services play an important role when our customers are unable to arrange fitting on-site.

智能化設備的應用，使得技能值較低的工種被替代，員工勞動力得以被釋放而得以嘗試更高技能水平的崗位。同時，標準化的生產令品質更穩定，對我們的長遠發展與客戶需求的持續滿足均起到了積極的作用。

快速的響應

報告期間，新型冠狀病毒肺炎(COVID-19)疫情襲來，客戶對產品及合作方式的需求亦隨之產生變化。本集團在越南生產能力的積極布局，以及我們在技術研發階段即以自動化生產為目標開發創新工藝，再加上我們不斷更新的內部流程安排系統，使我們可以規劃出一個滿足客戶需求的供應鏈，以有效配合及適應行業趨勢的轉變。報告期間在疫情的外部壓力之下，眾多客戶無法到廠視察，我們主動與客戶保持溝通，及時反饋產品生產進程。同時，我們積極協調可用資源，為客戶提供更多的線上服務：如我們推出的Online Fitting，能夠快速將傳統的線下試身模式轉變為線上模式；並開發虛擬樣板，將設計呈現給不同地區的客戶，在客戶無法安排現場試身的情況下發揮了非常重要的作用。

ENVIRONMENTAL, SOCIAL AND GOVERNANCE REPORT

環境、社會及管治報告

Protecting Legal Rights

The Group cherishes the business cooperation relationship with our customers and strives to fulfill its commitments to protect the legitimate rights and interests of itself and those of our customers. We pay particular attention to our partners' requirements for suppliers' environmental and social responsibility and implement the concepts of compliant operation, environmental protection, and transparent disclosure. We also cooperate with customers in factory inspections proactively and meet the customer needs and work together with them to build a sustainable industrial chain at the same time.

Intellectual Property and Brand Protection

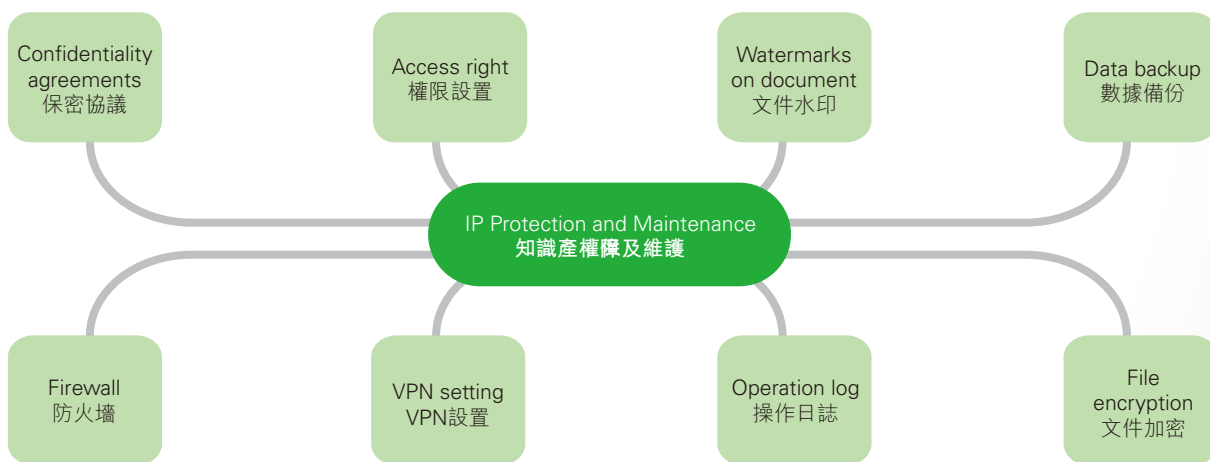
The Group takes "scientific management, meticulous design, dedicated service, proactive innovation and continuous improvement" as its principles, and attaches great importance to protect its own R&D results and the information of its customers and brands. We strictly comply with the laws and regulations of the countries and regions where we operate our business, including "GB/T 29490-2013 Management Standards for the Intellectual Property of Enterprises", the "Patent Law of the People's Republic of China", and the "Vietnam Law on Intellectual Property" and has formulated and implemented intellectual property ("IP") policies and procedures such as the "IP Commitment", "Brand Protection System" and the "Information Security Management System" to protect and maintain IP information that may be involved in daily work.

保護合法權益

本集團珍視與客戶的業務合作關係，竭力履行承諾，保護自身及客戶的合法權益。我們尤其關注合作夥伴對於供應商在環境及社會方面的履責要求，踐行合規運營、環境保護、透明化披露的理念，積極配合客戶驗廠，在滿足客戶需求的同時，與客戶共同構建可持續發展的產業鏈。

知識產權及品牌保護

本集團以「科學管理、精心設計、用心服務、積極創新、不斷進取」為方針，高度重視對於自身研發成果及客戶和品牌信息的保護。我們嚴格遵循《GB/T 29490-2013企業知識產權管理規範》《中華人民共和國專利法》《越南知識產權法》等運營所在國家和地區法律法規，制定並實施《知識產權承諾書》《品牌保護制度》《信息安全管理制度》等知識產權保護制度，保障和維護日常工作中可能涉及的知識產權信息。



Daily measures for IP protection and maintenance

知識產權保障及維護的日常措施

ENVIRONMENTAL, SOCIAL AND GOVERNANCE REPORT

環境、社會及管治報告

We focus on maintaining and protecting the IP and information security of our own and customers. We positively cooperate with information systems audits by regularly reviewing account, re-organizing the database account and authority, and updating system documents and process documents. We continually promote server stability, migrating physical server virtualization to a hyper-converged platform to provide better protection for the operation system through centralized management, while updating the system to ensure the stable and safe operation of the system. We actively carry out information security training so that all users will understand the Company's information security regulations, implementation and coverage to ensure the safety of customers' and the Company's R&D achievements.

我們注重維護及保障自身及客戶知識產權及信息安全。我們積極配合信息系統審計，定期對賬號進行審查、重新整理數據庫賬號及權限並更新制度文件和流程文件；我們堅持提升服務器穩定性，將物理服務器虛擬化遷移至超融合平台，通過集中管理為系統的運行提供更好的保障，同時更新系統，確保系統穩定安全運作；我們積極開展信息安全培訓，使全廠用戶了解公司的信息安全規章制度、實現方式和覆蓋範圍，以確保客戶及公司研發成果的安全。

Deployment of the information security system

部署信息安全系統

- Complete the deployment of network automation tools
完成網絡自動化工具部署
- Deploy AD (Active Directory) review system to monitor alternations to system logs
部署AD(Active Directory，活動目錄)審核系統來監視對系統日誌的更改
- Virtualize the physical server and migrate it to hyper-converged platform to integrate servers for higher utilization rate
虛擬化物理服務器並遷移至超融合平台以整合服務器提高利用率
- Enhance the security through firewall migration
通過防火牆遷移提升其安全性

Management of information security system

管理信息安全系統

- Audit database accounts and authority to achieve control over database security
對數據庫賬號和權限進行審計以實現數據庫安全性控制
- Apply for system management authority through BPM (Business Process Management)
通過BPM(Business Process Management，業務流程管理)系統管理權限申請
- Set up the MAB (Mac Address Bypass, MAC bypass authentication) function on all network devices to control the user's rights to access network
在所有網絡設備上設置MAB(Mac Address Bypass，MAC旁路認證)功能對用戶的網絡訪問權限進行控制
- Control WIFI network users to ensure that the wireless network is shared with safe users
控制WIFI網絡用戶保證將無線網絡分享給安全的用戶

Maintenance of the information security system

維護信息安全系統

- Establish a disaster recovery center to quickly restore services and data
建立災備中心以快速恢復服務與數據
- Provide users with information security training to familiarize themselves with the Group's information security protection platform
對用戶進行信息安全培訓以熟悉集團的信息安全防護平台

Update of the information security system

更新信息安全系統

- Maintain firewall database updates
維護防火牆數據庫更新
- Upgrade the antivirus system to strengthen the security barrier
升級殺毒系統以強化安全屏障

Information security management initiatives

信息安全管理舉措

ENVIRONMENTAL, SOCIAL AND GOVERNANCE REPORT

環境、社會及管治報告

We undertake not to produce and sell products that infringe IP rights, and protect our customers' brand creativity and commercial interests. For similar brands with strong competitiveness, we would implement physical and personnel isolation for production and operation and timely destroy the materials that contain customer information and excessive production materials printed with the customer's brand logo. For all production materials, we would conduct internal code conversion to prevent unauthorized purchases, and to ensure the security of customer information.

In Fiscal 2022, we plan to continuously strengthen the Company's information security upgrade, and launch the wireless security access system at the group level, so that users can connect to the wireless network through authentication, and the connected users will be managed and controlled through the system. We will upgrade and deploy antivirus system and defense based on virus behavior to achieve the protection of the Company's terminal computers. We will specify a plan for core network, systems and databases and conduct emergency drills as planned to improve our ability to cope with emergencies and enhance information security. We will hold information security training throughout the factory to enhance users' information security awareness, so as to maintain company information security, and promote information security knowledge in daily information system training.

During the Reporting Period, there were no brand security incidents such as theft, lose, illegal entry and information leakage.

Reasonable Marketing

Our sales and marketing personnel use strictly reviewed words and materials within legal channels for product sales and marketing, and are responsible for the legality, authenticity, and accuracy of the published content. Our marketing efforts are mainly based on R&D capabilities, as well as the ability to provide value-added services to customers. It is forbidden to post deceptive or misleading content to avoid adverse effects on consumers, investors and other stakeholders.

我們承諾不生產和銷售侵害知識產權的產品，保護客戶品牌創意和商業利益。對於具備強競爭性的同類品牌，我們實施生產和運營的物理隔離和人員隔離；對於包含客戶信息的資料和印有客戶品牌標識的生產餘料，我們及時銷毀處理；對於所有生產材料，我們進行內部編碼轉換，防止未經授權的採購，切實保障客戶的信息安全。

2022財年，我們將計劃持續加強公司信息安全升級，在集團層面上線無線安全准入系統，以實現用戶通過認證的方式連接無線網絡，並通過系統對連接的用戶進行管控；升級部署殺毒系統，按照病毒的行為方式進行防禦，實現對公司終端電腦的防護；對核心網絡、系統及數據庫列明計劃，按計劃進行應急演練，提升應付突發情況的能力，提升信息的安全；舉行全廠的信息安全培訓，提升用戶的信息安全意識，維護公司信息安全，並在日常信息系統的培訓中宣傳信息安全知識。

報告期間，本集團未發生偷盜、遺失、非法進入、信息泄露等品牌安全事故。

合理營銷

我們的銷售及市場推廣人員使用經嚴格審核的話術和資料在合法渠道進行產品銷售及市場推廣，對發佈內容的合法性、真實性、準確性負責。我們的市場營銷力度主要基於我們的研究及開發能力，以及為客戶提供增值服務的能力，禁止對外發佈欺騙或誤導性的內容，避免對消費者、投資者等權益人造成不良影響。

ENVIRONMENTAL, SOCIAL AND GOVERNANCE REPORT

環境、社會及管治報告

Customer Satisfaction and Complaint Management

Our continuous research and development of high value-added products, effective satisfaction of consumer needs and adequate protection of legitimate rights and interests which have significantly improved our customer satisfaction and established a mutually beneficial and stable cooperative relationship with our customers.

In order to improve customers' satisfaction, we promptly respond to customer requests for supplier key performance indicators by optimizing information system operations and strengthening the communication with suppliers. We regularly accept customer evaluations in multiple dimensions such as innovation, digitization, efficiency, quality, and delivery time, and we are among the best in the scoring system of multiple customers.

We have formulated and implemented policies and regulations such as the "Customer Service and Complaint Management", together with various channels such as phone call and email to timely collect and analyze customer suggestions and advice and provide feedback accordingly. All customer complaints are recorded by us, with statistical analysis carried out each month and rectification plans prepared and executed, all in a bid to meet customer demand and keep raising customer satisfaction.

客戶滿意度及投訴管理

我們對於高附加值產品的持續研發、消費者需求的有效滿足及合法權益的有力保障，有力提升了我們的客戶滿意度，令我們與客戶建立了互惠互利、穩固的合作關係。

為了提升客戶滿意度，我們通過優化信息系統操作、加強供應商溝通等方式，積極回應客戶對供應商的關鍵績效指標要求。我們定期接受客戶從創新、數字化、效率、品質、貨期等多個維度的評估，並在多個客戶的評分體系中名列前茅。

我們制定並實施《客戶投訴處理操作程序》等政策及制度，通過電話、郵件等多種渠道，及時收集、分析、反饋客戶建議及意見。我們將客戶投訴記錄在案，每月進行匯總分析，制定並落實整改計劃，務求及時解決客戶需求，不斷提升客戶滿意度。

ENVIRONMENTAL, SOCIAL AND GOVERNANCE REPORT

環境、社會及管治報告

Building Sustainable Supply Chains

The Group's suppliers principally provide us with fabrics, foam, accessories and supplementary packaging materials. To ensure product quality and safety, we have a strict supplier admission and assessment mechanism in place, coupled with a hierarchical management for qualified suppliers. By enforcing clear and fair procedures and standards, we effectively control the potential risks arising from supply chains, and make progress with our suppliers while ensuring the quality of raw material. We commit to only work with suppliers that are environmentally friendly and accountable to employees, including but not limited to freedom of association, non-forced labor, reasonable compensation and benefits and respect for human rights. Meanwhile, we would keep monitoring and encouraging the society and environment compliance performance of our suppliers to ensure the sustainability and effectiveness of the supply chain. We are actively pursuing friendly cooperative relations with the suppliers, regard ourselves as a pivot in the supply chain, and discuss new development directions with our suppliers based on customer requirements, product market surveys and industry trends. We would also guide them to carry out production which meets the needs of consumers and work together for mutual benefits.

打造可持續供應鏈

本集團供應商主要為我們提供布料、海綿、生產輔料及包裝輔料。為保證產品質量與安全，我們建立了嚴格的供應商准入及評估機制，實施合格供應商的分級管理，以清晰、公正的流程和標準有效管控供應鏈潛在風險，守好原材料質量關卡的同時與供應商共同進步。我們承諾僅與對環境友好、對員工負責任的(包括但不限於結社自由、不強迫勞動、合理薪酬福利、尊重人權等)供應商合作，同時，我們持續監控並推動供應商的社會及環境合規表現，以確保供應鏈的可持續性和有效性。我們積極維護與供應商的友好合作關係，將自身視為供應鏈中承前啟後的樞紐，根據客戶要求、產品市場調查及行業趨勢，與供應商共同探討研發新方向，指引其貼合消費者需求開展生產，攜手發展，互利互惠。

ENVIRONMENTAL, SOCIAL AND GOVERNANCE REPORT

環境、社會及管治報告

Supplier Admission

The Group strictly complies with the laws and regulations of the countries and regions where it operates, such as the “Law of the People’s Republic of China on Tenders and Bids” and the “Bidding Rules of the Socialist Republic of Vietnam” and has formulated and implemented systems and processes such as the “Production Material Supplier Management System”, the “Procurement and Suppliers Admission System and Work Guidelines”, the “Business Partner Management Procedures” and the “Supplier Application and Changing Process”, under which potential suppliers shall undergo comprehensive admission assessment in relation to operational qualification, product quality and price, innovation capability, environmental and social risks and integrated management. We require sample products from suppliers and test such samples to ensure that they meet our requirement on product quality. We check the documentation of such sample products, such as the quality inspection report, the Oeko-tex Standard 100 Certificate, to ensure that the products comply with the qualification standards of the place of operation, those of the customers and Regina Miracle.

During the Reporting Period, the Group continues to implement the supply chain localization strategy, focusing on expanding local suppliers in production bases, and promoting the migration of existing supplier partner capacity to our production bases, thereby reducing procurement risks and further consolidating and strengthening the competitive advantage of the supply chain. In addition, we have further integrated the supply chains by reducing categories, reducing development materials and increasing the purchase of single category materials, and actively introduced excellent suppliers that meet the needs of the procurement strategy. With the optimization of the number of suppliers and their raw products, our product quality will become more consistent. As of 31 March 2021, the Group has established cooperation relationship with 931 suppliers, the particulars of which by geographical region are as follows:

供應商准入

本集團嚴格遵循《中華人民共和國招投標法》《越南社會主義共和國招投標規則》等運營所在國家和地區的法律法規，制定並實施《生產物料供應商管理制度》《採購與供應商准入制度與工作指引》《商業夥伴管理程序》《供應商的申請與更改流程》等制度及流程，從供應商的運營資質、產品質量及價格、創新能力、環境及社會風險、綜合管理水平等維度對潛在供應商進行綜合准入評估。我們要求供應商提供樣品並對其進行測試，確保其滿足我們的生產品質要求；我們核查樣品的質檢報告、Oeko-tex Standard 100證書等文件，確保其符合運營所在地、客戶及維珍妮的資質要求。

報告期間，本集團繼續實施供應鏈本地化策略，重點擴張生產基地所在地供應商，推動現有供應商夥伴產能向我們的生產基地附近遷移，從而降低採購風險，進一步鞏固、加強供應鏈競爭優勢。此外，我們通過減少品類、縮減開發物料、增大單一品類物料的採購等措施，進一步整合供應鏈，積極引進符合採購戰略需求的優勢供應商。隨著供應商數量及其生產品類的精煉，我們的產品質量也進一步趨於穩定。截至2021年3月31日，本集團與931家供應商建立合作關係，按照地區劃分的具體情況如下：

		Number of Suppliers 供應商數量	Percentage of the Total Number 佔總數量比例
Total Number of Suppliers	供貨商總數	931	100%
Number of suppliers by region	按地區劃分的供貨商數目		
Mainland China	中國大陸	436	47%
Hong Kong, Macau and Taiwan regions	港澳臺地區	339	36%
Southeast Asia regions	東南亞地區	106	11%
Europe and US regions	歐美地區	23	2%
Japan and South Korea regions	日韓地區	22	2%
Others	其他	5	1%

ENVIRONMENTAL, SOCIAL AND GOVERNANCE REPORT

環境、社會及管治報告

Supplier Supervision and Communication

The Group attaches great importance to the responsibility communication of suppliers and it helps to achieve strong maintenance of existing business and positive expansion of future business. The procurement department of our Group regularly organizes the departments involved in R&D and quality management to assess the suppliers on a monthly and quarterly basis. Suppliers are scored in terms of quality, delivery punctuality, quantity reliability, service performance and R&D capability, which will be collated to form a supplier assessment report. Based on the score, we reward excellent suppliers by allocating more orders to them, whereas average performers will be placed under guidance and supervision and the unqualified ones will be eliminated. We requires all suppliers to regularly provide specified information and accept inspections in the system to further improve our supplier monitoring and evaluation system. The supply chains department also actively promotes digital and systematic management. During the Reporting Period, we have newly launched the PDM supplier management system, which is expected to be fully promoted and put into use by the end of 2021. By then, the digitalized system management will cover the whole links of supply chains, enabling information transmission and sharing to be more efficient and accurate.

供應商監察與溝通

本集團重視供應商的責任溝通，通過定期走訪和良好溝通，幫助實現對現有業務的有力維繫及未來業務的積極拓展。本集團採購部門定期組織研發部門、品質管理部門等相關部門對供應商進行月度和季度考核，各部門根據供應商供貨的品質表現、按時交貨表現、數量可靠性、服務表現和研發能力進行打分，匯總形成供應商評估報告。按照得分，我們向優秀供應商增加訂單，引導和督促一般供應商改善，同時淘汰不合格供應商。我們要求所有供應商定期在系統裡配合提供指定資料並接受檢驗，以進一步完善我們的供應商監察評估體系。供應鏈部門還積極推進管理的數字化和系統化，報告期間，我們新上線了PDM供應商管理系統，預計在2021年底前全部推廣使用，屆時，電子化的系統管理將全面覆蓋供應鏈的各個環節，使得信息傳遞、共享更加高效、準確。

ENVIRONMENTAL, SOCIAL AND GOVERNANCE REPORT

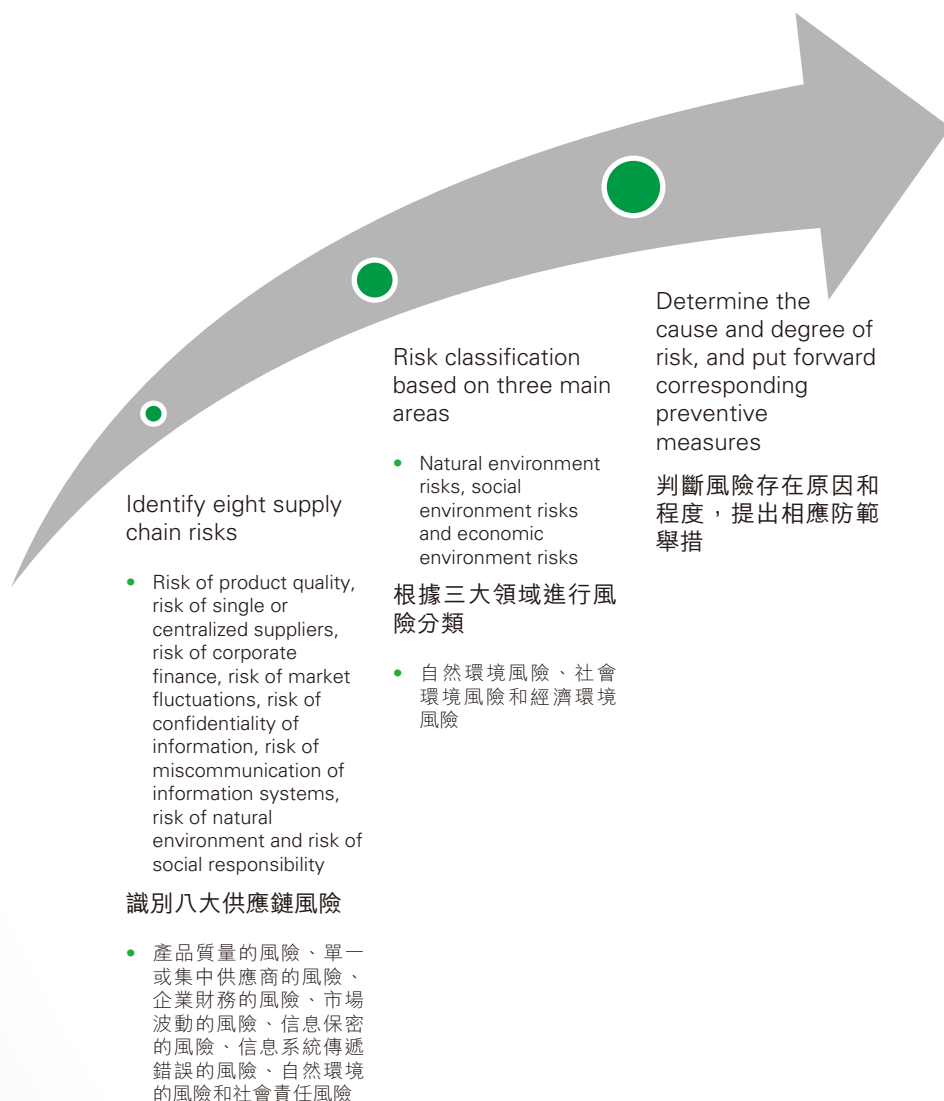
環境、社會及管治報告

The Risk Management of Supply Chains

We identify, control, monitor and review the three major areas and eight categories of risks that may be involved in the supply chains. We keep improving the way and process of risk management and control through risk management of supply chains. For the risks covered by our management and control, we continue to improve gradually, while for the risk in lack of control, we improve them by optimizing agreement, upgrading computer security management system, incorporating third parties and other control methods, and guide future risk management plans through regular monitoring and reviewing.

供應鏈風險管理

我們針對供應鏈可能涉及到的三大領域、八大類別風險進行識別、管控、監控與審核。通過對供應鏈的風險管理，我們持續完善風險管控方式和流程。對於有管控覆蓋的風險，我們持續提升逐步完善；對於缺乏管控的風險，我們通過完善協議、升級電腦安全管理系統、加入第三方等管控等方式進行改善，並通過定期的監控和審核來指導未來風險管理計劃。



Risk management dimensions of supply chains

供應鏈風險管理維度

ENVIRONMENTAL, SOCIAL AND GOVERNANCE REPORT

環境、社會及管治報告

Construction of Integrity

Anti-corruption System

The Group strictly complies with the laws and regulations of the countries and regions where it operates, such as the “Company Law of the People’s Republic of China”, the “Anti-Money Laundering Law of the People’s Republic of China”, the “Anti-Unfair Competition Law of the People’s Republic of China”, the “Interim Provisions on Prohibiting Commercial Bribery” and the “Anti-Corruption of the Socialist Republic of Vietnam”, and has formulated and implemented the “Anti-Corruption and Anti-Bribery Control Procedure”. With “law-abiding, honesty and quality service” as its core, the Group has adopted the principle of prevention and supervision to guard against bribery, extortion, fraud or money laundering. The “Anti-Corruption and Anti-Bribery Control Procedure” applies to each economic activity, and the management process of people, money and goods within the Group, as well as all partners who have business dealings with the Group. We seek to sign the “Anti-Bribery/Anti-Corruption Commitment Letter” with the above positions and units to ensure the governance of the commercial anti-bribery commitment system, and consciously resist all forms of corruption.

廉潔建設

反貪腐體系

本集團嚴格遵守《中華人民共和國公司法》《中華人民共和國反洗錢法》《中華人民共和國反不正當競爭法》《關於禁止商業賄賂行為的暫行規定》《越南社會主義共和國反貪污腐敗法》等運營所在國家和地區的法律法規，制定並實施《反賄賂方針》《反腐敗反賄賂控制程序》，以「守法誠信、優質服務」為核心，採取事前預防、事後監督的原則，防範賄賂、勒索、欺詐或洗黑錢。《反腐敗反賄賂控制程序》適用於本集團內部各項經濟活動以及人、財、物的管理過程，以及所有與本集團有業務往來的合作夥伴，力求通過與上述各崗位、各單位簽訂《反賄賂／反貪腐承諾書》，確保實現反商業賄賂承諾制，自覺抵制各種貪污腐敗現象。

ENVIRONMENTAL, SOCIAL AND GOVERNANCE REPORT

環境、社會及管治報告

Whistle-blowing for Anti-corruption and Handling Mechanism

反貪腐舉報及處理機制

 Anti-corruption supervisory authority 反貪腐的監督管理機構	 Report channels and handling measures 檢舉渠道與處理措施	 Price control of imported materials 物料引進的價格管控
<ul style="list-style-type: none"> The Group has formed its discipline inspection team as the supervisory body in charge of operations compliance and anticorruption, to exercise the duties of discipline inspection and supervision according to law, supervise and manage the clean practice of those who work at key positions and sections. The team is also responsible for the publicity and education of clean conduct among staff members, to boost their alertness to corruption incidents. These efforts aim to cultivate a good ethos of anticorruption throughout the Group, to protect the good image of Regina Miracle. 本集團組建紀檢組作為合規運營與反貪腐的監督管理機構，依法行使紀檢監察的職責，負責對重要部位、重要環節人員廉潔從業進行監督與管理，以及對員工的廉潔宣傳和教育，從而提高員工對貪腐事件的警惕性，在集團上下樹立反貪倡廉的優良風氣，維護我們的良好形象。 	<ul style="list-style-type: none"> The Group has also formulated the “Staff Complaint and Reporting Procedure”, which encourages employees and business partners to report and disclose corruption behaviors through channels such as mailbox, email and telephone, and maintain strict confidence during the processing of accusations and investigations. 本集團制定並實施《員工投訴舉報程序》，設置了信函、電子郵箱、電話等舉報途徑，鼓勵員工及有業務往來的合作夥伴檢舉揭發腐敗行為，並在檢舉受理、調查等各個環節嚴格保密。 If the discipline inspection team found out any misconduct of the alleged personnel upon investigation, the management will impose on the personnel involved with public notification, demotion and termination of labor contract. Staff members who breach the law would be handed over to public security authorities. 紀檢組如經調查發現被舉報人確有違規違紀行為，管理層將對事件涉事人員進行通報、降職、解除勞動合同等處理；對於違反法律的員工，將移交公安機關處理。 	<ul style="list-style-type: none"> The imported materials of the Group need to be approved by four departments, namely R&D, Strategic Procurement, Executive Procurement, and Sales. Any individual or team is not allowed to make decision alone to avoid corruption. 本集團物料的引進需經過研發、戰略採購、執行採購、銷售四個部門統一的批准，沒有任何人或團隊可以單獨做決定，以防止貪腐的發生。 Merchandising Department strictly monitors the prices of all materials, analyzes the material prices every quarter, and updates the reasonable price range in a timely manner. Any increase or decrease of purchasing price must be confirmed by Merchandising Department. 跟單部嚴格監控所有物料價格，每個季度進行價格分析，及時更新合理的價格區間，任何採購漲價或降價均需經過跟單部的確認。

Anti-corruption Measures 反貪腐措施

During the Reporting Period, there was no concluded corruption litigation against the Group or launched by its staff members.

報告期間，未發生對本集團或本集團員工提出並已審結的貪污訴訟案件。

ENVIRONMENTAL, SOCIAL AND GOVERNANCE REPORT

環境、社會及管治報告

BUILDING AN ELITE TEAM

Regarding talents as the foundation for the long-term development of Regina Miracle, the Group proactively develops and nurtures its human resources under a sound talent management system and a robust people-oriented protection system. The Group, as a responsible employer, continues to perfect the recruitment and training system to make progress and grow along with its employees.

Talent Management System

The Group strictly complies with the laws and regulations of the countries and regions where it operates, including the “Labor Law of the People’s Republic of China”, the “Labor Contract Law of the People’s Republic of China”, and the “Labor Code of the Socialist Republic of Vietnam”. Besides, the Group has prepared and implemented the policies and procedures covering the entire group and across all levels, including the “Recruitment Procedures”, the “Management Measures for Competitive Internal Recruitment, Promotion and Demotion”, the “Performance Management System”, as well as the “Staff Departure Procedures”. It has built a robust and protective talent management system of “Recruitment-Training-Retention”, to establish and maintain a talent team for meeting our ongoing and fast development needs.

Talent Recruitment

The Group acquires talents through on-site recruitment, intermediaries, online recruitment, campus recruitment and staff recommendation, sticking to the recruitment principle of “open recruitment, comprehensive appraisal and merit-based admission”. We roll out a number of recommendation incentive schemes to encourage our employees to recommend outstanding and quality talents or mature talents that the Group needs, fully utilizing our existing human capital to continuously inject vitality into our talent teams.

打造精英團隊

本集團將人才視為維珍妮企業長青的基石，以完善的人才管理體系和健全的人文保障體系積極開發和培育人力資本，作為負責任的僱主，不斷完善員工選聘及員工培訓體系，陪伴員工不斷進步、不斷成長。

人才管理體系

本集團嚴格遵循《中華人民共和國勞動法》《中華人民共和國勞動合同法》《越南社會主義共和國勞動法》等運營所在國家和地區的法律法規，制定並實施《招聘程序》《內部競聘及職級晉升、降職管理辦法》《績效管理制度》《員工離職流程》等覆蓋全集團、全職級的政策及流程，搭建起完善的「選聘－培訓－留任」人才管理體系制度保障，以組建並維護滿足我們持續、快速發展需要的人才隊伍。

人才選聘

本集團遵循「公開招工，全面考核，擇優錄取」的招工原則，通過現場招聘、中介機構、網上招聘、校園招聘、員工推薦等渠道來招納人才。我們採用多項推薦獎勵計劃鼓勵員工引薦各類優秀複合型人才或本集團所需優質人才，充分利用已有的人力資本為我們的人才隊伍持續注入活力。

ENVIRONMENTAL, SOCIAL AND GOVERNANCE REPORT

環境、社會及管治報告

The Group emphasizes on cooperation with institutions and enterprises. Vietnam factories have established collaborative relationships with 18 local institutions in Vietnam, and hold job fairs at the cooperative schools on a regular basis every year to recruit interns and fresh graduates extensively. Meanwhile, Shenzhen factories also conducted institution-enterprise cooperation with a number of institutions and colleges in China, meeting the Group's needs for development while contributing to the employment and development of specialized talents of higher institutions. According to the written entrance requirements submitted by various departments, the Group's human resources department conducts a collective assessment of the candidates in terms of their background qualifications, capability, work experience, etc., and offers fair employment opportunities to those who meet the job requirements.

本集團注重校企合作，目前越南廠區已與越南當地18所院校建立合作關係，每年定期在學校舉辦招聘會，廣泛招收實習生和應屆畢業生。同時，深圳廠區亦與中國多所院校進行校企合作，滿足集團發展需求的同時亦助力高校專業人才就業與發展。本集團人力資源部根據各部門提交的書面用工需求從背景資質、工作能力、工作經驗等方面對應聘者進行統一考核，給予符合崗位要求者公平的任職機會。

ENVIRONMENTAL, SOCIAL AND GOVERNANCE REPORT

環境、社會及管治報告

As of 31 March 2021, the Group had a total of 43,710 staff, representing a year-on-year increase of 1.85%. It has been the Group's top priority to improve production efficiency of its factories in the PRC and Vietnam. Despite of the impact of the COVID-19, we are more resolved to examine our internal structure organization and operational model in a comprehensive way, and dedicated to carrying out the plan to streamline human resources during the Reporting Period. Not only will these result in savings on operating expenses, it is also expected to optimize human resources and production capacity in the long run, which in turn will raise operational efficiency. The specific performance of KPIs related to employment is as follows:

截至2021年3月31日，本集團員工總人數為43,710人，較上一財年增長1.85%。提升中越兩地的生產效益一直是我們近年重中之重的業務策略，而受COVID-19的影響，我們更下定決心，全面檢視內部架構組織及營運模式，並於報告期間開展精簡人力資源計劃，在節省經營開支之餘，期望長遠改善人力資源及產能配置，從而提高營運效益。有關僱傭關鍵績效指標的具體表現如下：

	Unit 單位	Note 註釋	As of 31 March 2021 截至2021年3月31日
Total number of workforce 員工總人數	Person 人	1	43,710
Number of workforce by gender 按性別劃分的員工人數			
Male 男性	Person 人		16,287
Female 女性	Person 人		27,423
Number of workforce by employment type 按僱傭類型劃分的員工人數			
Full-time 全職	Person 人		43,710
Part-time 兼職	Person 人		-
Internship 實習	Person 人		-
Number of workforce by employment level 按職級劃分的員工人數			
Rank and file 基層人員	Person 人		33,348
Middle management 中級管理層	Person 人		10,185
Senior management 高層管理層	Person 人		177
Number of workforce by age group 按年齡組別劃分的員工人數			

ENVIRONMENTAL, SOCIAL AND GOVERNANCE REPORT

環境、社會及管治報告

	Unit 單位	Note 註釋	As of 31 March 2021 截至2021年3月31日
Below 30 years old 30歲以下	Person 人		22,156
30 to 50 years old 30至50歲	Person 人		21,249
Above 50 years old 50歲以上	Person 人		305
Number of workforce by geographical region			
按地區劃分的員工人數			
Mainland China 中國內地	Person 人	2	6,471
Hong Kong Special Administrative Region of China 中國香港地區特別行政區	Person 人		280
Vietnam 越南	Person 人		36,959

1 The statistics on the number of workforce encompass all employees of the Group's Shenzhen factories, Vietnam factories, and functional departments in Hong Kong.

1 員工人數統計範圍為本集團深圳廠區、越南廠區及香港職能部門的所有員工。

2 The number of workforce by geographical region is counted according to staff's actual working place.

2 按地區劃分的員工人數按照員工實際工作地點進行統計。

ENVIRONMENTAL, SOCIAL AND GOVERNANCE REPORT

環境、社會及管治報告

Remuneration and Welfare

Based on the salary principle of “mutual benefit and distribution according to contribution”, the Group provides the staff with reasonable remuneration and welfare packages, including wages, overtime pay, allowances and paid leave wages, with the basic salary not lower than the standard minimum wage in the place where we operate to safeguard the basic living needs of our employees, and we will pay overtime fee and paid leave wages under the laws and regulations of the place where it operates. In addition, based on the “Economic Compensation Policy” of the Group, after the labor contract is terminated or ceased, we will also pay one-off financial subsidy to our staff in accordance with certain standards apart from settling wages. The Group contributes to social insurance and provident fund for our staff in the place of business operations as required, and ensures that our employees are entitled leaves such as paid leave, marital leave, maternity leave, work-related injury leave and sick leave.

Appraisal and Promotion

The Group has the “Performance Management System” in place, to comprehensively assess the work performance of its staff in the principle of objectivity, fairness, completeness and authenticity and based on performance targets. We peg job promotion and salary adjustment to performance results and enhance the stimulation effect of appraisals. Several outstanding staff are selected and recognized with outstanding awards each year based on the performance appraisal results, and such results will be regarded as important reference for talents selection, cultivation of reserve, training and promotion, position adjustment and remuneration and welfare. Meanwhile, we stress on performance-related communication, and require department heads to arrange performance-related interviews to timely understand the staff’s difficulties at work and assist them to improve work approaches, performance and income.

薪酬福利

本集團遵循「互惠互利、按勞分配」的薪資原則，給予員工合理的薪酬待遇，包括工資、加班費、津貼及有薪假工資。其中，底薪不低於運營所在地最低工資標準，以保障員工基本生活需要；並按照運營所在地法律法規的規定支付加班費用及有薪假工資。此外，依照本集團《經濟補償金政策》，在勞動合同解除或終止後，除結清工資外，我們還會按照一定標準一次性支付給員工經濟上的補助。本集團按照運營所在地法律規定為員工購買社會保險和公積金，並保證員工依法享有帶薪假期、婚假、產假、工傷假、病假等假期。

考核與晉升

本集團制定並實施《績效管理制度》，秉持客觀、公平、完整、真實的考核原則，依據績效目標綜合評估員工的工作表現，將晉升和調薪與績效結果掛鉤，增強考核的激勵性。我們根據績效考核結果每年選出若干優秀員工，為其頒發優秀員工獎，並將績效考核結果作為人才選拔、培養儲備、培訓提升、職務調整、薪酬福利重要參考依據。同時，我們重視績效溝通，要求各部門負責人與員工開展績效面談，及時了解員工的工作困難，協助其改善工作方法，以提升其績效及收入水平。

ENVIRONMENTAL, SOCIAL AND GOVERNANCE REPORT

環境、社會及管治報告

To encourage our employees for continuous advancement and self-improvement, and strengthen their sense of mission and responsibility, the Group has established a clear internal competition and rank promotion mechanism and ensure that the internal talent selection is conducted on a basis of open, fair, just, equal competition, and merit-based admission. We select and promote appropriate talents for promotion after taking into account job requirements and internal competition assessment results to meet the internal manpower needs of the Group and effectively retain talents.

Training and Development

The Group is committed to “Growing with its staff”, and provides enriched training resources and smooth development paths for employees, with a view to retaining talents for our steady development.

Based on our strategic priorities of “innovation, speed and quality”, we conduct scientific evaluation and design for each position from the two aspects of internal value and external market value. We also establish a corresponding training system for core key positions to effectively shorten the talent training cycle and improve training efficiency. Based on the actual situation and the needs of various departments, we formulate training systems and courses for employees of different ranks to ensure that our employees receive adequate training throughout their careers and continue to improve the management capabilities of the management and the professional skills of frontline staff. Meanwhile, to ensure the training is comprehensive, we actively establish an online learning platform to provide sufficient talent training and support for our development.

為鼓勵員工不斷進取、實現自我提升，強化員工的使命感與責任感，本集團設立了明確的內部競聘及職級晉升機制，並確保內部人才選拔公開、公平、公正、平等競爭、擇優錄取。我們結合崗位需求及內部競聘考核成績，遴選提拔合適人才晉升上崗，以滿足本集團內部人力需求，有效留任人才。

培訓及發展

本集團以「與員工共同成長」為宗旨，為員工提供豐富的培訓資源和暢通的發展路線，為我們的穩健發展儲備梯隊人才。

依照「創新、速度、質量」的戰略重點，我們從內部價值和外部市場價值兩個維度，對各崗位進行科學評估和設計，並為核心關鍵崗位設置對應的培訓體系，有效縮短人才培養周期、提升培養效率。我們根據實際情況及各部門需求，針對不同職級的員工，制定符合各層次各對象的培訓制度及課程，確保員工在其職業生涯全周期接受充分的訓練，持續提升管理層的管理能力和一線員工的專業技能。同時，考慮到培訓實施覆蓋的全面性，我們積極開展線上學習平台搭建，為我們的發展提供充足的人才培養支持。

ENVIRONMENTAL, SOCIAL AND GOVERNANCE REPORT

環境、社會及管治報告

Multi-skilled Staff Training Program

For the sake of encouraging our employees to learn new processes and improving work efficiency and giving full play to human capital activity, the Group launched a multi-skilled staff training program which aims to cultivate staff's ability to operate various machines and be competent for key processes, thus improve the operation efficiency and product quality. During the Reporting Period, a total of 510 multi-skilled staff were trained in the Group's Shenzhen factories, among which 120 have become high-level multi-skilled staff in conformity with certain evaluation standards, which has laid a good foundation for our flexible talent reserve and diversified development of employees themselves.

Developing a System of Training

We continue to develop and establish a system of key positions taking into account the overall development need of the Group and strategic objectives for talent development, with a view to building a systematic knowledge system and a position competency model through the well-honed skills of experts at key positions and providing strong support for fast talent training and recruitment. We focused on the types of key position through internal talent appraisal and formulated a 2-3 year medium to-long term comprehensive training program for core key positions. During the Reporting Period, the Group's Shenzhen factories has actively carried out skill training for rank and file employees with the total trainings number of 2,116, of which the Group's Shenzhen factories conducted a total of 38 internal training courses for personnel of professional positions with the total trainings number of 533, accounted for 26% of the total trainings. Meanwhile, we sent management personnel to participate in general management courses and professional courses such as supplier management, project management and budget management to enhance the decision-making power and leadership of management personnel and improve the efficiency of production and operation in the factory.

多技能工培養計劃

為激勵員工學習新工序、提高工作效率並充分發揮人力資本能動性，本集團推出多技能工培養計劃，以培養員工操作多機種並勝任重點工序的能力，從而提升工作效率和產品質量。報告期內，本集團深圳廠區共計培養多技能工510名，其中共有120名員工成為符合一定評價標準的高級別多技能員工，為我們賦有靈活性的人才儲備和員工自身的多元化發展奠定了良好基礎。

培訓體系建設

結合本集團的整體發展需要與人才發展戰略目標，我們繼續開展針對關鍵崗位體系的開發建立工作，旨在通過關鍵崗位專家的技能沉澱，建立起系統的知識體系及崗位勝任模型，為人才的快速培養及招聘提供有力支持。我們通過內部人才盤點鎖定關鍵崗位類型，並為核心關鍵崗位制定2-3年中長期完整成套的培養計劃。報告期間，本集團深圳廠區積極開展基層崗位員工技能培訓，共計培訓2,116人次，其中針對專業崗位人員開展共計38場內訓課程，累計培訓533人次，佔總培訓人次26%。同時，我們外派管理人員參加供應商管理、項目管理、預算管理等通用類管理課程、專業課程，以增強管理人員的決策力、領導力，提高廠區生產運作的效率。

ENVIRONMENTAL, SOCIAL AND GOVERNANCE REPORT

環境、社會及管治報告

Establishment of Online Training Platform Construction

In order to strengthen the system of staff training courses and the diversity of training content, the Shenzhen factories started to establish an online learning platform in early 2020, transforming the offline quality courses into online courses, and 2,000 learning accounts were opened during the Reporting Period. The learning content covers 20 learning categories, including labor, occupational health, fire safety, chemical safety, basic office software, pandemic prevention, coupled with increasing and intensifying input to allow our staff to adapt to the Group's development and social needs. In the future, we plan to increase the number of online courses to 30 to provide employees with more comprehensive and systematic training content.

線上培訓平台建設

為了增加員工培訓課程的系統性、培訓內容的多樣性，深圳廠區於2020年初開始搭建線上學習平台，將線下精品課程向線上課程轉化，報告期間已開通2,000個學習賬戶，課程內容涵蓋勞工、職業健康、消防安全、化學品安全、基礎辦公軟件及疫情防護等20門學習品類，為員工適應集團發展和社會需要不斷加大和深化我們的投入。未來，我們計劃將線上課程增至30門，為員工提供更全面系統的培訓內容。

Job Training

In order to enhance the adaptability of staff and improve the theoretical knowledge of skills, job operation level and skill level of frontline staff, the Group conducted skill trainings for frontline staff such as job training and pre-job training for rank and file staff. During the Reporting Period, the Group provided trainings for 1,400 frontline staff in Shenzhen factories to improve their on-job skills, such as intensive face-to-face teaching of theories and on-job machine skills trainings.

適崗培訓

為提升員工適應能力，提升一線員工的技能理論知識，崗位操作水平及技能水平，本集團針對基層崗位員工開展適崗培訓、崗前培訓等一線員工技能培訓。報告期間，集團面向深圳廠區1,400位一線崗位員工開展理論集中面授、崗位機台技能實訓等崗位技能提升的培訓。



Job training
適崗培訓

ENVIRONMENTAL, SOCIAL AND GOVERNANCE REPORT

環境、社會及管治報告

Primary Rescuer Training

To ensure that there are professionals available for emergency rescue when employees encounter an emergency, in March 2021, the Shenzhen factory invited professionals from the First Aid Center to conduct a two-class first-aid training for more than 200 employees in the factory, with the content covering introduction of basic knowledge of first aid, practical training of CPR and other first aid skills. Eventually, nearly 200 people passed the theoretical and practical training assessment and obtained professional qualification certificates and emergency rescue qualifications.

初級救護員培訓

為確保員工在遇到緊急情況時，有專業人員可進行緊急救援，2021年3月，深圳廠區邀請急救中心專業人員為廠區內的200餘名員工，開展為期2班的急救員培訓，培訓內容涵蓋急救基礎知識講解、心肺復蘇等急救技能的實訓。最終近200人通過理論及實訓考核，獲得專業資格證書及緊急施救資格。



Primary rescuer training

初級救護員培訓

During the Reporting Period, an aggregate of 38,854 employees of the Group have undergone training, such that each employee received 4.5 hours of training on average.

報告期間，本集團共有員工38,854人接受培訓，平均每人受訓4.5小時。

ENVIRONMENTAL, SOCIAL AND GOVERNANCE REPORT

環境、社會及管治報告

Employee Training Data 員工受訓數據			
	Unit 單位	Note 註釋	Reporting Period 報告期間
Percentage of employees trained 受訓員工百分比	%	3	86
Percentage of employees trained by gender 按性別劃分的受訓員工百分比			
Male 男性	%		35
Female 女性	%		65
Percentage of employees trained by employment level 按職級劃分的受訓員工百分比			
Rank and file 基層人員	%		75
Middle management 中級管理層	%		24
Senior management 高級管理層	%		1
Total training hours 員工受訓時數	Hour 小時	3	162,242
Training hours of employees by gender 按性別劃分的員工受訓時數			
Male 男性	Hour 小時		60,942
Female 女性	Hour 小時		101,300
Training hours of employees by employment level 按職級劃分的員工受訓時數			
Rank and file 基層人員	Hour 小時		127,656
Middle management 中級管理層	Hour 小時		34,447
Senior management 高級管理層	Hour 小時		139
Average training hours completed per employee 員工平均受訓時數	Hours/person 小時/人	3	3.7
Average training hours of employees by gender 按性別劃分的員工平均受訓時數			
Male 男性	Hours/person 小時/人		3.7
Female 女性	Hours/person 小時/人		3.6
Average training hours of employees by employment level 按職級劃分的員工平均受訓時數			
Rank and file 基層人員	Hours/person 小時/人		3.8
Middle management 中級管理層	Hours/person 小時/人		3.2
Senior management 高級管理層	Hours/person 小時/人		0.8

3 The training statistics encompass all employees of the Group's Shenzhen factories, Vietnam factories and functional departments in Hong Kong.

3 員工受訓數據統計範圍為本集團深圳廠區、越南廠區及香港職能部門的所有員工。

ENVIRONMENTAL, SOCIAL AND GOVERNANCE REPORT

環境、社會及管治報告

Retaining Talents

The Group values every talent and endeavors to retain talents. We have set up the “Long-term Service Award” to thank and motivate staff members for their loyalty and contribution, and enhance their sense of belonging and recognition to the Company.



人才留任

本集團珍視每一位人才，致力於吸納人才留任。我們設立「長期服務獎」，以感謝和鼓勵員工的忠誠和貢獻，增強員工對企業的歸屬感、認可度。



Long-term service award ceremony
長期服務頒獎典禮

We timely arrange interviews with employees who have an inclination to leave. The interview is designed to learn about their work and living conditions, motives for departure, as well as the possibility and conditions to stay, so as to retain outstanding personnel. The general manager’s office of every business department would conduct a staff departure review regularly, in which the department head reports on staff departure analysis to timely identify room for improvement and retain talents for our Group, with the regular internal audit also taken into account.

對於有離職意向的員工，我們均組織面對面溝通，了解其工作和生活情況、離職動機、留任的可能性及條件，爭取優秀人才的留任。各事業部總經理每月進行離職檢討，由部門負責人作離職分析報告，結合定期的內部審計，及時識別改進空間，為我們保留人才力量。

ENVIRONMENTAL, SOCIAL AND GOVERNANCE REPORT

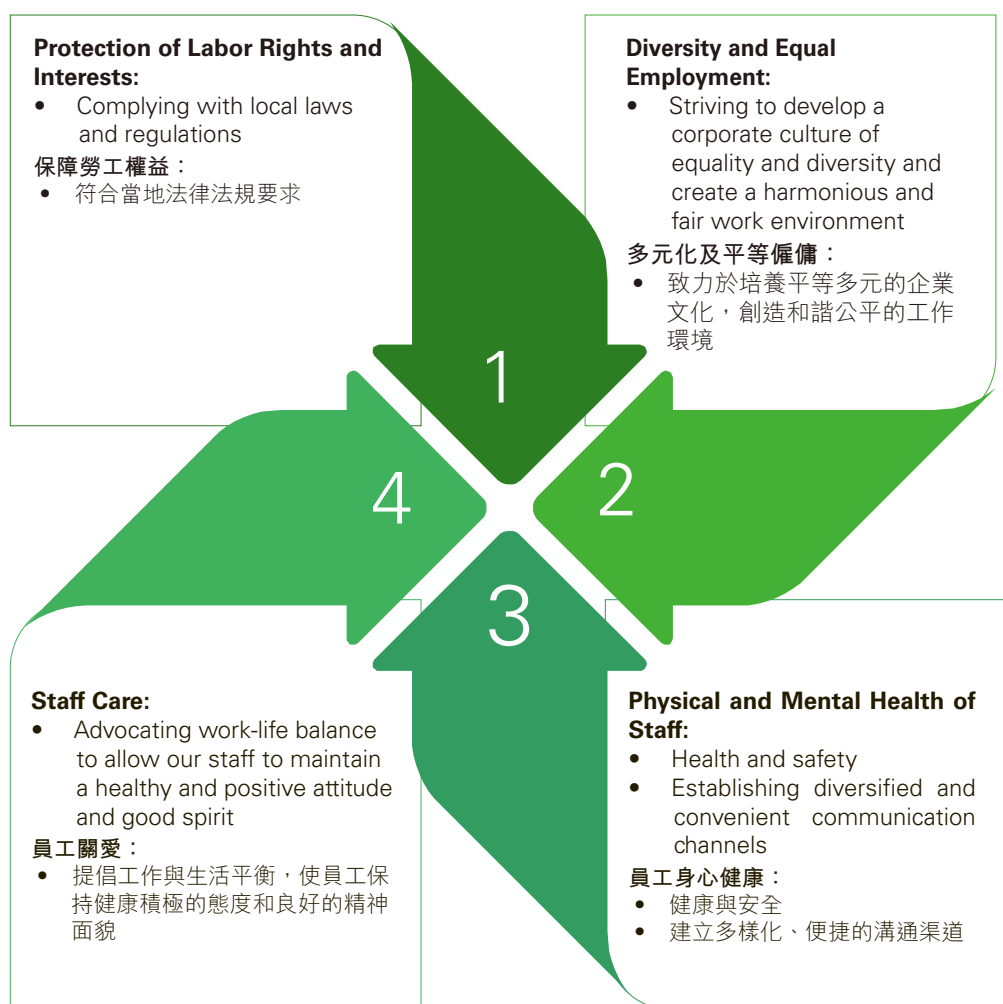
環境、社會及管治報告

People-oriented Protection System

The Group has integrated staff care into its corporate culture and established a people-oriented protection system based on the value of "people-oriented", endeavoring to create a work environment featuring respect, equality, mutual trust, health and sustainability for our staff and effectively protecting their rights and interests.

人文保障體系

本集團將員工關懷融入企業文化，建立起「以人為本」這一價值觀為根基的人文保障體系，努力為員工創造一個尊重、平等、互信、健康和可持續的工作環境，切實保障員工權益。



ENVIRONMENTAL, SOCIAL AND GOVERNANCE REPORT

環境、社會及管治報告

Protection of Labor Rights and Interests

The Group strictly complies with the laws and regulations of the countries and regions where it operates, such as the “Labor Law of the People’s Republic of China”, the “Law of the People’s Republic of China on the Protection of Minors”, the “Minimum Wage Regulations”, the “Provisions of the State Council on Staff Working Hours” and the “Labor Code of the Socialist Republic of Vietnam”, and operates in the principle of prohibition of forced and child labor, and in compliance with the remuneration, benefits and working hours regulations. Apart from that, we have formulated and implemented policies and systems such as the “Code of Conduct of Regina Miracle”, the “Staff Manual”, the “Procedures for Protecting Minor Workers”, the “Procedures for Preventing Forced or Compulsory Labor”, the “Procedures for the Prohibition of Employing Child Labor”, the “Procedures for the Prohibition of Discrimination”, the “Working Hours System of the Company”, the “Norms of Working Hours and Rest”, the “Voluntary Overtime Policy”, the “Staff Relationship Management Procedures”, the “Staff Complaints Procedures and Process”, the “Basic Policies and Procedures for Social Responsibility” and the “Economic Compensation Policy”, in an effort to protect staff’s legitimate rights and interests in a practical manner. Meanwhile, the Group has set up staff representative union and labor union in Shenzhen and Vietnam factories. Talks are arranged on a regular basis to help old and new staff understand each other, share information and establish harmonious labor relations.

Prohibition of Forced Labor

The Group prohibits all personnel from forcing staff in any manner or unnecessarily restricting staff’s freedom to act, and requires factories and business partners not to practice forced labor, including but not limited to prison labor, indentured labor, incarcerated labor, etc. We adopt direct recruitment and direct salary payment to ensure that labor relations and capital transactions take place without involving third parties, while prohibiting any form or excuse from forcing employees overtime work. We employ a variety of channels, such as special meetings, special training, posting factory regulations, email or broadcast to ensure that all staff are properly informed of the abovementioned policies. We also set up suggestion boxes in public areas such as workshops and canteens, so staff can report and complain through “suggestion box” set up by the human resources department, if they think that they have been subjected to forced labor, which will be investigated and handled by the senior management of the factory.

During the Reporting Period, there was no case of forced labor in the Group.

保障勞工權益

本集團嚴格遵守《中華人民共和國勞動法》《中華人民共和國未成年人保護法》《最低工資規定》《國務院關於職工工作時間的規定》《越南社會主義共和國勞動法》等運營所在國家和地區的法律法規，以禁止強制勞動、禁止聘用童工、符合薪酬與福利規定、符合工作時間規定為原則，制定並實施《維珍妮行為準則》《員工手冊》《未成年工保護程序》《不使用被迫或強制勞動力程序》《禁止僱傭童工程序》《禁止歧視程序》《公司工時制度》《工作時間及休息規範》《自願加班政策》《員工關係管理程序》《員工申訴程序及流程》《社會責任基本政策和程序》《經濟補償金政策》等政策及制度，以切實保障員工的合法權益。同時，本集團在深圳及越南廠區分別設立員工代表大會及工會，定期組織新老員工的座談會，幫助員工互相了解、分享信息，搭建和諧的勞動關係。

禁止強制勞工

本集團禁止所有人員以任何形式強迫員工或不必要地限制員工行為自由，要求工廠和業務夥伴不得強制勞動，包括但不限於監獄勞工、賣身勞工、監禁勞工等。我們通過直接招聘、直接支付工資等方式，保證勞動關係和資金往來不經由任何第三方處置，同時禁止任何形式或藉口強迫員工加班工作。我們通過專題會議、專題培訓、張貼廠規、郵件或廣播宣傳等方式確保全員知悉上述政策，並在車間和食堂等公共區域設置了意見箱，若員工自認為有受到強制勞動，可通過人力資源部設立的「意見箱」進行舉報或投訴，由工廠高層管理調查處理。

報告期間，本集團未發生任何強制勞工的情況。

ENVIRONMENTAL, SOCIAL AND GOVERNANCE REPORT

環境、社會及管治報告

Prohibition of Child Labor

The Group prohibits recruiting child labor and requires factories and business partners not to employ children under the age of 16. All applicants of the Group shall possess their legal ID cards for undertaking relevant procedures, which is to ensure that they have reached the legal working age. Any staff that breaches this policy shall be subject to disciplinary action in accordance with relevant regulations. If child labor is found, the factory must immediately stop him/her from working and escort him/her back to his or her guardian. Meanwhile, the human resources department of the Group will follow up and investigate the reasons for the wrong recruitment of child labor, in order to take effective measures to prevent similar incidents.

During the Reporting Period, there was no case of child labor employment in the Group.

Diversity and Equal Employment

The Group is committed to developing a corporate culture of equality and diversity and to create a harmonious and fair work environment. We provide open and equal employment opportunities and welfare, conduct recruitment and promotion appraisal with robust transparency in plans, requirements and positions as well as impartial standard. Our staff will not be treated differently on the grounds of factors such as gender, ethnicity, religion, age, nationality, political stand or social status. If an employee discovers a discriminatory act or incident, he/she can report or complain through the "suggestion boxes" set up by the human resources department, and the incident in question will be handled by manager's representative. In addition, our policies are all prepared both in Chinese and Vietnamese. Outside of work, we organize Chinese-Vietnamese language classes on a regular basis to provide training in relation to Chinese and Vietnamese customs and culture for our staff engaged in cross-cultural work, so as to promote cultural integration and understanding.

The Group cares for female staff, and related decision and action are considered from the female perspective. We provide all female staff with pregnancy and lactation benefits as well as breastfeeding rooms as required by the laws of where we operate and support any activities related to the health of female staff. During the Reporting Period, we organized a number of activities to care for women and advocate for women's rights and interests, including Staff Skills Training (SST), Gender Equality and Returns (GEAR) training, Personal Advancement and Career Enhancement (PACE) programme training, and care activities for pregnant and female staff.

防止聘用童工

本集團禁止聘用童工，要求工廠和業務夥伴不得僱用十六歲以下的兒童。本集團所有申請職位的人員必須持本人合法身份證件辦理相關手續，確保其滿足法定工作年齡，對任何違反這一政策的人員按照規定採取相應紀律處分。若發現有童工，工廠必須立即停止其工作並護送至其監護人處；同時，集團人力資源部跟進調查誤招童工的原因，以採取有效措施杜絕類似事件。

報告期間，本集團未發生任何僱傭童工的情況。

多元化及平等僱傭

本集團致力於發展平等多元的企業文化，努力創造和諧公平的工作環境。我們開放平等的僱傭機會和福利待遇，在招聘及晉升考核中做到「計劃公開、要求公開、崗位公開、標準公正」，不因性別、種族、宗教信仰、年齡、國籍、政治觀點或社會地位等因素而區別對待。若員工發現有歧視行為或事件，可通過人力資源部設立的「意見箱」進行舉報或投訴，由管理者代表負責處理員工受歧視事件。此外，我們制定的各項制度均備有中越文雙語版本；工作之餘，我們定期開設中越語言班，為跨文化工作的員工進行中越風俗文化培訓，以促進文化交融和了解。

本集團重視女性員工，從女性角度斟酌我們的有關決策和行動。我們為所有女性員工提供運營所在地法律規定的妊娠和哺乳福利、及免費哺乳室，支持任何與女性員工健康與關懷相關的活動。報告期間，我們組織了多項關懷女性及倡導女性權益保護的活動，包括管理技能培訓(SST)、性別平等與價值回饋項目(GEAR)培訓、PACE(Personal Advancement and Career Enhancement，個人晉升和職業發展)項目培訓、對孕婦及女性員工關愛活動等。

ENVIRONMENTAL, SOCIAL AND GOVERNANCE REPORT

環境、社會及管治報告

As of 31 March 2021, our gender ratio stands at 37:63, with female staff accounting for 42% of our senior management.

截至2021年3月31日，我們的員工男女比例達到37:63，其中女性員工在高層管理人員中佔比42%。

Multi-theme Training

During the Reporting period, the Vietnam factory organized various trainings for female staff, so as to enhance the female managers' techniques on persuasion, leadership and influence and empowering them. The trainings also promote female staff's confidence on job, and enhance their skills for personal career development and the life quality, which provided more development opportunities for female staff.

多主題培訓

報告期間，越南廠區面向女性職工組織了多項培訓，以增強女性管理人的說服力、領導力及影響力，為女性管理人賦權，提升女性員工在職場的自信，並提高女性個人職業發展及生活品質的技能，為女性員工提供更多的發展機會。



Gender Equality And Returns (GEAR) Training
性別平等與價值回饋項目(GEAR)培訓



PACE Programme Training
PACE項目培訓

ENVIRONMENTAL, SOCIAL AND GOVERNANCE REPORT

環境、社會及管治報告

Care Activities for Pregnant and Female Staff

The Group cares for female staff and supports activities related to the health of female staff. During the Reporting Period, the Group installed breastfeeding rooms in 5 factories in Vietnam in cooperation with the plans of the Labor Union of Hải Phòng Economic Zone and the Save the Children International (SCI). Meanwhile, the Group actively promoted and organized training on “the use and maintenance of breastfeeding rooms – how breastmilk helps promote nutrition for children” and on “how to take care of the health of female”, covering around 1,000 staff.



Care activities for pregnant and female staff
對孕婦及女性員工的關愛活動

對孕婦及女性員工關愛活動

本集團重視女性員工，支持與女性員工健康與關懷相關的活動。報告期間，本集團配合海防市經濟區工會及國際救助兒童組織(SCI)預案，在越南廠區5間工廠分別設立哺乳室。同時，本集團積極宣傳及組織「哺乳室使用及保管方法—母乳營養小孩的作用」和「女工健康如何照顧」的相關培訓，此次活動覆蓋約1,000名員工。



Care gifts for staff
員工收到關愛禮物

Physical and Mental Health of Staff

The Group strictly abides by laws and regulations of the countries and regions where it operates such as the “Constitution of the People’s Republic of China”, the “Law of the People’s Republic of China on the Prevention and Control of Occupational Diseases”, the “Fire Control Law of the People’s Republic of China”, the “Regulations on Factory Safety and Sanitation”, the “Law of Occupational Safety and Hygiene of the Socialist Republic of Vietnam”, the “Vietnam’s Circular on National Technical Regulation on Microclimate” and the “Vietnam’s Circular on National Technical Regulation on Noise”. We execute the principle of meeting health and safety standards, always emphasizing safety during the course of production and operation of the Company, and formulating and implementing policies and regulations such as the “Environmental and Occupational Health and Safety Management Manual” and the “Occupational Safety and Health Policy” based on our actual situation, so as to ensure that our staff work and live in a healthy and safe environment.

員工身心健康

本集團嚴格遵守《中華人民共和國憲法》《中華人民共和國職業病防治法》《中華人民共和國消防法》《工廠安全衛生規程》《越南社會主義共和國勞動安全衛生法》《越南國家微氣候技術規准》《越南國家微氣候噪音規准》等運營所在國家和地區的法律法規，以符合員工健康與安全標準、在公司生產經營過程中始終將安全放在第一位為原則，結合自身實際制定並實施《環境與職業健康安全手冊》《職業安全健康方針》等政策及制度，保障員工在健康、安全的環境中工作和生活。

ENVIRONMENTAL, SOCIAL AND GOVERNANCE REPORT

環境、社會及管治報告

Pandemic Prevention and Control

In the beginning of 2020, the world was attacked by the COVID-19 Pandemic. We strictly follow the guidelines for prevention and treatment of the pandemic issued by local government, actively implement anti-pandemic measures, formulate internal regulations such as the “COVID-19 Pandemic Response Plan” (《新型冠狀病毒感染的肺炎疫情應對預案》) and “Precaution Guidelines in Shenzhen Factories” (《深圳廠內防範指引》), and develop rigorous control standards for daily operation in factory, staff’s working environment and emergency situations. At the same time, we issued notices including “Enclosed Management of Company Dormitory during the Pandemic” (《疫情期間公司宿舍封閉式管控》) and “Timely and Accurate Reporting on the Pandemic” (《疫情及時準確上報》) for the purpose of understanding staff’s situation in a timely manner, making a prompt reaction in case of emergency, and fulfilling our commitments to customers as scheduled under the premise of ensuring the safety and health of staff. Although our Vietnam factories were less affected by the Pandemic, the prevention work against COVID-19 was also organized speedily in order to nip risks in the bud.

疫情防控

2020年伊始，全球被 COVID-19 疫情所侵襲。我們嚴格按照當地政府的疫情預防處理工作指引，積極做好防疫措施，制定《新型冠狀病毒感染的肺炎疫情應對預案》《深圳廠內防範指引》等內部條例，針對廠區日常運營、員工工作環境、緊急情況應對等制定嚴格管控標準。同時，我們發佈《疫情期間公司宿舍封閉式管控》《疫情及時準確上報》等通告，及時了解員工狀態，以便在發生緊急情況時迅速反應，在保障員工安全與健康的前提下，如期履行對客戶的承諾。越南廠區雖受疫情影響較小，亦迅速組織起 COVID-19 的防範活動，防患於未然。

ENVIRONMENTAL, SOCIAL AND GOVERNANCE REPORT

環境、社會及管治報告

Pandemic Prevention Propaganda 防疫宣傳

- Pandemic prevention and control knowledge, and prevention and control measures will be posted in factory to alert the effect of diseases and enhance prevention awareness
- 廠區內張貼疫情防控知識與防控措施，時刻警惕病毒侵害並增強防範意識

Respond to the Call 響應號召

- Implement measures for pandemic prevention and control issued by government;
- Evaluate the Group's internal prevention and control measures based on local situation
- 施行政府疫情防控工作；
- 針對當地疫情狀況，對集團內部防控舉措進行評估

Canteen Management 飯堂管理

- Meals will be distributed with each person allocated with one set of meal;
- Sit side by side when face-to-face dining is not allowed
- 餐廳就餐全部改為分餐制；
- 餐廳就餐只坐一邊，不可面對面就座

Distribution of Supplies 發放物資

- All visitors into the factory shall wear a mask properly at all times
- 所有進入廠區人員必須全天正確佩戴口罩

Disinfection of Factory Area 廠區消毒

- Conduct at least twice regular and fixed-point disinfection per week on the ground of office areas, office equipment and public areas
- 針對辦公區域地面、辦公設備、公共區域每周進行至少兩次定時定點消毒

Reserving Supplies 儲備物資

- Ensure the amount of hand sanitizer and disinfectant in stock is sufficient for at least one week;
- Make strict planning on the use and purchase of medical supplies such as masks
- 確保洗手液、消毒液庫存至少一星期用量；
- 嚴格規劃醫療用品（口罩等）使用及採購

Admission Check 入場檢查

- Visitors shall produce Green Code and mobility track to factory guard and can only be allowed to entry into with a measured normal body temperature
- 外來人員來廠時向保安提供綠碼和行動軌跡，經體溫檢測正常方可進入廠區

Strict Quarantine 嚴格隔離

- For people coming to the factory from high-risk areas, they shall be subject to a 14-day centralized quarantine for health observation;
- For people coming to the factory from medium-risk areas, they shall subject to a 14-day home quarantine for health observation
- 對高風險地區來廠人員，實施14天集中隔離健康觀察；
- 對中風險地區來廠人員，實施14天居家隔離健康觀察

COVID-19 precautions COVID-19防範舉措

ENVIRONMENTAL, SOCIAL AND GOVERNANCE REPORT

環境、社會及管治報告

During the Reporting Period, the trade unions of the Vietnam factories have, in partnership with the medical centers of Thuy Nguyen District, conducted trainings on the “prevention of COVID-19 infection” in Factories A, B, C, D, and E, aiming to enhance staff’s awareness and sense of responsibility on the prevention of pandemic and protecting the health and safety of staff at work.

報告期間，越南廠區工會配合水源縣醫療中心，在A、B、C、D、E廠，開展「防範COVID-19感染」培訓，旨在提高員工的疫情防範意識及責任，保障員工在工作中的健康與安全。



Training on the “Prevention of COVID-19 infection”
「防範COVID-19感染」培訓

Safety Production

The Group maintains the occupational health and safety principles of “safety first, compliance with disciplines and regulations, prevention-centered, all-staff engagement and ongoing improvement”, with the general goal of “zero major accidents such as severe injury, fatality, explosion, fire and leak of hazardous chemical substances; higher safety awareness among staff, and safety training for all staff”. Eight goals have been set to cover the health and safety of the Group’s all staff, requiring that any production activities must be carried out on the premise of ensuring safety.

安全生產

本集團秉持「保護環境、安全第一、遵紀守法、預防為主、全員參與協商、持續改進」的職業健康安全方針，以「重傷、死亡、爆炸、火災、危化品泄露等重大事故0發生；加強員工安全意識，進行全員安全培訓」為安全生產總目標值，設定了8項覆蓋全集團員工健康安全的目標，要求任何生產活動必須在確保安全的前提下進行。



General Targets for Safety Production
安全生產總目標值

ENVIRONMENTAL, SOCIAL AND GOVERNANCE REPORT

環境、社會及管治報告

Construction of Safety System

The Group has established a safety management system and conducted regular risk assessment to minimize potential risks as we consider it our responsibility to provide a healthy and safe environment for staff. Some factories in Shenzhen and Vietnam under the Group have been rewarded with the certification of ISO 45001 Occupational Health and Safety Management System, among which, Regina Miracle Intimate Apparel (Shenzhen) Co., Limited and Regina Miracle (Shenzhen) Limited have both passed the national level-2 work safety standardization certification in 2018.

安全體系建設

本集團已建立安全管理體系，定期進行風險評估以盡量減低潛在風險，並將此視作我們為員工提供健康、安全的環境應盡的責任。本集團下屬深圳及越南部分工廠均獲得ISO 45001職業健康安全管理体系認證，其中麗晶維珍妮內衣(深圳)有限公司和維珍妮內衣(深圳)有限公司於2018年通過中國國家二級安全標準化審核。



ISO45001 certificate
ISO45001證書



National Level-2 Work Safety Standardization certificate
中國國家二級安全標準化證書

ENVIRONMENTAL, SOCIAL AND GOVERNANCE REPORT

環境、社會及管治報告

Safety Production Management

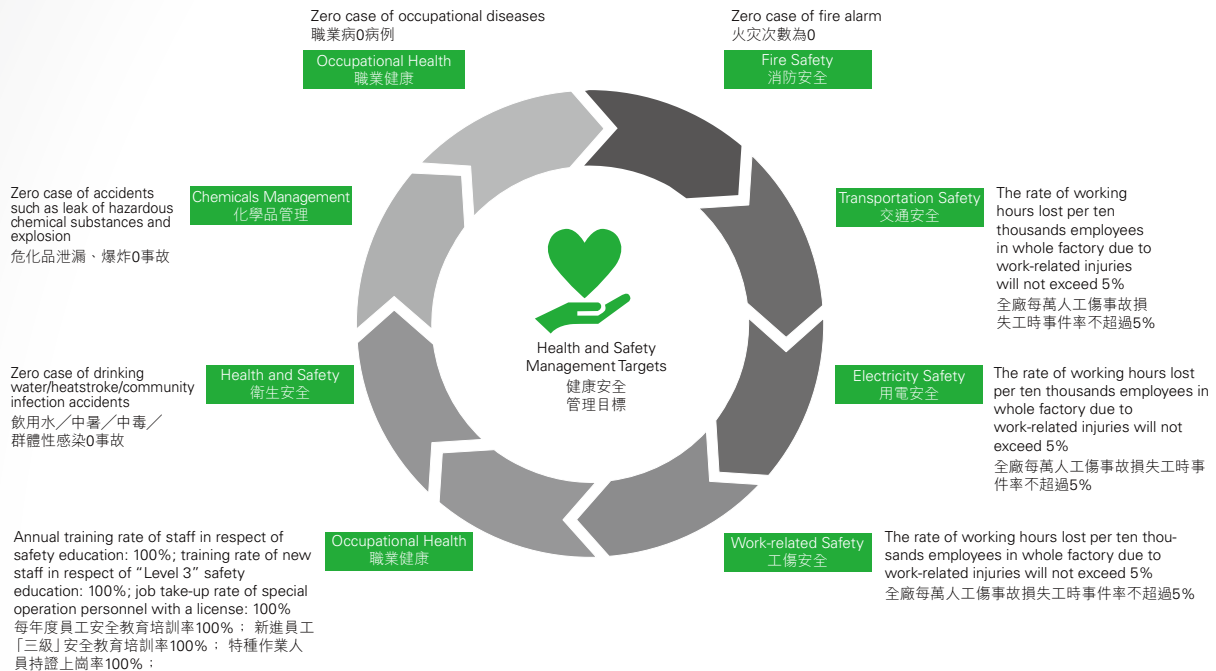
The Group emphasizes on the safety education of all staff and implements full-process and comprehensive health and safety management for all staff. For the purpose of enhancing the Company's corporate management level of safety production and its capability to prevent and make response to accidents, we have established a leading panel of safety production, which acts as a safety production management body shouldering the responsibility of routine supervisory and administrative work on safety production, in accordance with the requirements under relevant laws in respect of safety production; and provided the leading body of safety production shall convene at least one safety meeting in the first month of each quarter to coordinate and resolve the safety production issues in the previous quarter and make plans for the work of the upcoming quarter. Meanwhile, we promote knowledge on health and safety in the "Safety and Occupational Health Monthly" (《安全與職業健康月刊》) in order to raise staff's self-awareness of health and safety. We organize regular training on occupational safety and health for our staff, establish health and safety training files for staff, and conduct evaluation after training to strengthen their ability to cope with hazards. We require special operators and special equipment (for example, forklifts, pressure vessels, safety valves, etc.) operators to hold valid certificates, and establish files for their certificates to ensure the operational safety of staff. The Shenzhen and Vietnam factories of the Group have formulated "Health and Safety Management Policies" and the Standard Operating Procedure (SOP) – Safety Supervision and Inspection List for Items, respectively, covering the health and safety requirements for key areas, such as machinery safety, power safety, general workplace safety, article placement safety, fire safety, chemical management and waste management. It clarifies the inspection content, objectives and indicators of health and safety management, and timely follows up existing safety production issues; the management personnel of various departments are required to evaluate and record each safety indicator on a monthly basis, and identify the key content that needs to be strengthened in a timely manner.

安全生產管理

本集團注重全體員工的安全教育，實行全員、全過程、全方位的健康安全管理。為了提高公司的安全生產管理水平，增強預防事故和應對事故的能力，根據安全生產法規的要求，我們成立了安全生產領導小組作為安全生產管理機構，負責日常安全生產監督管理工作；並要求安全生產領導機構每季度第一個月至少召開一次安全專題會，協調解決上季度存在的安全生產問題，並計劃本季度安全生產工作。同時，我們每月在《安全與職業健康月刊》上進行健康與安全知識宣傳，以提高員工的健康安全自我意識；我們定期組織員工進行勞動安全衛生培訓，建立員工健康與安全培訓檔案並在培訓後對其進行考核，以提升員工面對危險的應對能力；我們要求特種作業人員及特種設備(如叉車、壓力容器、安全閥等)操作人員需持有效證件上崗，並對其證件備案建檔，以切實保障員工的操作安全。本集團深圳及越南廠區分別制定《健康安全管理方案》和《SOP—安全各項目監督檢查清單》，覆蓋機器安全、電力安全、一般工作場所安全、物品擺放安全、消防安全、化學品管理、垃圾管理等關鍵領域的健康安全要求，明確了健康安全管理的檢查內容、目標和指標，及時更進存在的安全生產問題；各部門管理人員每月對各項安全指標進行評估記錄，以及時發現需加強管理的重點內容。

ENVIRONMENTAL, SOCIAL AND GOVERNANCE REPORT

環境、社會及管治報告



Health and Safety Management Targets 健康安全管理目標

During the past three reporting periods, including Fiscal 2021, no work-related fatality was recorded by the Group. In Fiscal 2021, 57 injured staff were recorded, accounting for 0.13% of the total number of employees, and the average number of working days lost per employee due to work-related injuries was 0.03 days. After the occurrence of work-related injury, we actively responded in strict accordance with the "Emergency Rescue Procedure" and the "Procedure for Handling Work-related Injuries" to ensure proper rescue and treatment was given to the injured staff; such work-related injuries were also identified and verified subsequently, to ensure the salary, benefits and time of recovery and protect their legitimate rights and interests of the injured staff. We will also continue to strengthen staff safety training and enhance staff's awareness of occupational safety so as to minimize the possibility of work-related accidents; in Fiscal 2021, we conducted a total of 18,571 hours of health and safety training.

在包含2021財年在內的過去三個匯報期內，本集團均未出現因工死亡事故。2021財年，我們共記錄57名傷患，佔員工總人數比例0.13%，人均因工傷損失工作日數為0.03天。工傷事件發生後，我們嚴格按照《急救程序》《工傷處理流程》的規定積極應對，確保受工傷員工得到妥善救治，同時安排後續工傷認定、鑒定的跟進事宜，保證受工傷員工的薪酬福利和休息恢復時間，維護其合法權益。我們亦將加強員工安全培訓，提高員工職業安全意識，以減低工傷事件發生的可能；2021財年，我們開展健康安全培訓共計18,571小時。

ENVIRONMENTAL, SOCIAL AND GOVERNANCE REPORT

環境、社會及管治報告

Chemicals Management and Control

In order to strengthen the safety management of hazardous chemicals, protect the lives and properties of employees and protect the environment, the Group has formulated the “Hazardous Chemical Safety Management System” (《危險化學品安全管理制度》), conducted a general inspection on all hazardous chemicals during the work process of employees and in the work environment, including products, raw materials and intermediate products, and established a file for hazardous chemicals. Meanwhile, when raw materials used are dangerous chemicals, we require that product safety technical instructions and safety labels shall be prepared in accordance with relevant national regulations such as “GB16483_2000 General Rules for Preparation of Material Safety Data Sheet” (《GB16483_2000化學品安全技術說明書編製規定》) and “GB 15258-2009 General Rules for Preparation of Precautionary Label for Chemicals” (《GB 15258-2009化學品安全標籤編寫規定》) and be provided to clients. When purchasing dangerous chemicals, relevant departments shall obtain the Material Safety Data Sheet (危險化學品安全技術說明書) and precautionary label from suppliers, and shall not purchase hazardous chemicals without material safety data sheet and precautionary label.

化學品管控

為了加強對危險化學品的安全管理，保障員工生命、財產安全，保護環境，本集團制定了《危險化學品安全管理制度》，對員工工作過程及工作環境中的所有危險化學品，包括產品、原料和中間產品進行普查，並建立危險化學品檔案。同時，我們規定當原料屬於危險化學品時，應按國家有關規定《GB16483_2000化學品安全技術說明書編製規定》和《GB 15258-2009化學品安全標籤編寫規定》編製產品安全技術說明書和安全標籤，並提供給客戶。在採購危險化學品時，相關部門應向供應商索取危險化學品安全技術說明書和安全標籤，不得採購無安全技術說明書和安全標籤的危險化學品。

ENVIRONMENTAL, SOCIAL AND GOVERNANCE REPORT

環境、社會及管治報告

Fire Safety and Contingency

The Group's safety management is conducted by way of precautions and contingency measures. There are fulltime security personnel in the factory area to provide our employees with all-rounded safety protection to ensure that we can respond to emergencies in a timely manner. In order to effectively prevent fire and safety accidents, we have prepared the "Emergency Plan on Fire Accidents and Natural Disasters", in which the emergency responsibilities and procedures of each department are set out clearly. We organize fire safety knowledge seminars and drills, elevator accidents drills and industrial accidents drills regularly to improve the emergency response capability of our employees. At the same time, we understand that safety is all about precautions, so we recruit a total of seven full-time fire brigade in our Shenzhen factories and Vietnam factories to carry out daily safety inspections. Through the daily safety inspections by our fire brigade for twice a month, we have been able to eliminate hidden safety hazards in a timely manner, prevent the possibility of safety accidents, and continuously enhance our safety management level. We are able to strengthen the safety awareness of employees and enhance their response to emergency events through spreading knowledge such as the operating methods of fire extinguisher and fire hose, "Four Abilities" (四個能力) and "One Pathway, Two Can-dos" (一暢兩會) regarding fire safety, escape and self-rescue, workshop emergency response. In the Reporting Period, we organized a total of 22 fire drills.

消防與應急

本集團安全管理採取預防與應急相結合，廠區內設有多名專職保安人員，為我們的員工提供全方位的安全保障，確保我們能夠及時應對突發事件。為有效防範火災及安全事故風險，我們制定了《消防事故和自然災害安全應急預案》，明確各部門應急職責與流程，並定期開展消防安全知識講座和演習、電梯事故演習、工傷事故應急演習等，提升員工的危機應對能力。同時，我們深知安全重在預防，深圳廠區和越南廠區成立共計7支專職消防隊，落實日常安全檢查。通過消防隊每月兩次以上的日常安全檢查，我們得以及時消除安全隱患，杜絕安全事故發生的可能性，不斷提高安全管理水平。通過定期向員工普及滅火器和消防水帶操作方法、消防「四個能力」和「一暢兩會」、逃生自救、車間應急處理等知識，我們得以強化員工的安全意識，並提升員工面臨緊急事件的應對能力。報告期間，我們共開展了22次消防演習。

ENVIRONMENTAL, SOCIAL AND GOVERNANCE REPORT

環境、社會及管治報告

Occupational Health Examination

The Group understands the importance of the health of employees and the responsibilities and obligations that an employer shall assume. We provide our employees with personal protective equipment and conduct routine inspections each week on whether they wear it properly. We conduct regular occupational and hazardous risk assessment, covering staff's working environment, work approaches and living area within the factories. Occupational health examination is provided for employees before they take up, transfer or leave the positions to proactively prevent the occurrence of occupational diseases. For positions with potential risks, such as noise, high temperature, laser, chemicals, and dust, special occupational examinations are provided for employees deployed in the above positions. Meanwhile, we adopt engineering and technical measures to eliminate harmful factors or shift system as much as possible, so as to reduce employee exposure time. During the Reporting Period, the Group conducted annual health examination in its Shenzhen and Vietnam factories respectively, and provided welfare health examination for employees.

Canteen Health and Safety

The Group cares about the dining safety of all staff, and requires all canteen staff to hold health certificates, and adopts strict control measures to ensure that the processes from food procurement to delivery have meet health standards. We conduct regular pest control in canteen to prevent the breeding of pests; regularly inspect the cleanliness of canteen equipment to eliminate food safety hazards; and collect employees' opinions on a monthly basis to urge external contractors of the canteen to continuously improve their services and ensure health and safety through conducting regular evaluation and collecting feedback from employees.

Community Health Service Center

A community health service center is established in the Shenzhen factories of the Group, which provides our employees with more convenient, faster and affordable enterprise community health services under the concept of "always concerning about the health of enterprise employees". Employees are able to enjoy health precaution and medical treatment services in the factory area, so as to pursue a high-quality, convenient, efficient and harmonious way of living.

職業健康體檢

本集團深明員工健康狀況的重要性和作為僱主應該承擔的責任與義務。我們向員工分發個人防護裝備，並對員工是否正確佩戴進行每周例行檢查；我們定期開展職業危害風險評估，覆蓋員工的工作環境、工作方法及廠區內生活區。我們在員工入職、轉崗、離崗前均提供職業健康體檢，積極防範職業病的發生。針對有噪聲、高溫、激光、化學品、粉塵等潛在風險的工作崗位，我們為以上崗位的員工安排職業專項體檢。同時，我們盡可能採取消除危害因素的工程技術措施或工作輪換制度，以減少員工暴露時間。報告期間，本集團於深圳及越南廠區分別開展年度健康體檢，並為員工提供福利體檢。

食堂健康安全

本集團關心全體員工就餐安全，要求所有食堂工作人員持健康證上崗，並採取嚴格管控措施確保食品從採購到配餐等各個環節均達到健康標準。我們定期對食堂進行除蟲滅害工作，以防止害蟲孳生；定期檢查食堂設備清潔，以消除食品安全隱患；同時每月收集員工意見，通過定期評估和反饋員工意見，督促食堂外部承包商持續提升服務水平、保障健康安全。

社區健康服務中心

本集團深圳廠區設有社區健康服務中心，以「心系企業職工健康」為服務理念，為員工提供便捷、快速、實惠的企業社區健康服務，員工在廠區內就能享受健康預防與看病就診服務，以此實現員工優質、便利、高效、溫馨的生活福祉。

ENVIRONMENTAL, SOCIAL AND GOVERNANCE REPORT

環境、社會及管治報告

Care for Staff in Extreme Weathers

To ensure the safety of our employees' operations, the Group has formulated a contingency plan for extreme weathers and has set up a planning team and an action team to actively respond to the potential risks posed by climate change during operations. Before the arrival of typhoon and rainstorm, if the grade of typhoon and rainstorm reaches the governmental department's requirement for holiday, we shall respond to the call of the government by arranging for employees to take leave and making various preparations, such as the dredging of sewerage and factory fence land. After the arrival of typhoon and rainstorm, security personnel conduct inspection and eliminate safety hazards timely to guarantee the safety of employees' lives. In response to the changes in high temperature, we regularly maintain and repair the air conditioners in factories and staff dormitories, and distribute herbal tea and heatstroke preventive drugs for staff, and in our Shenzhen factories, social health personnel are placed there to cope with staff's sudden heatstroke in a timely manner.

Prohibiting Harassment or Abuse

The Group is well aware that the employer must provide a work environment free of harassment, abuse or physical punishment in any form and respect the dignity of employees. Apart from stipulating in our policy and system that no one shall harass and insult others physically, mentally or orally, we also sign a statement with our management staff of all levels in special meetings and special trainings for management personnel, to ensure that they understand this policy. All the staff can report any breach of the policy through complaint procedures, and upon verification, the personnel concerned shall be subject to corresponding disciplinary action.

極端天氣員工關懷

為保障員工作業安全，本集團制定了極端天氣應預案，並成立預案小組和行動小組，積極應對在運營過程中氣候變化帶來的潛在風險。在颱風暴雨來臨之前，如果颱風和暴雨等級達到政府部門放假要求，我們將響應政府號召為員工放假，並做好各項準備工作，如下水道和廠區圍牆地的疏通；在颱風暴雨到來後，安保人員開展巡查，及時排除安全隱患，確保員工的生命安全得到保障。針對高溫天氣變化，我們定期保養維護廠房及員工宿舍的空調，為員工發放涼茶、防中暑藥品，深圳廠區還安排社康人員在廠區定點駐扎，以及時應對突發的員工中暑事件。

禁止滋擾或虐待

本集團深明僱主必須提供一個不存在任何形式滋擾、虐待或體罰措施的工作環境，尊重員工的尊嚴。我們除在政策及制度中規定任何人不得對他人進行身體、心理或口頭上的騷擾和侮辱外，我們還在專題會議和管理人員專題培訓中與各級管理人員簽署聲明，確保其了解這一政策。對任何有違反這一政策的行為，所有人員均可通過申訴程序申報，確認屬實的相關人員將受到相應的紀律處分。

ENVIRONMENTAL, SOCIAL AND GOVERNANCE REPORT

環境、社會及管治報告

During the Reporting Period, the trade unions in the Vietnam factories have, in cooperation with CARE International in Viet Nam (“CARE International” in Viet Nam) and the Labor Union of Hải Phòng Economic Zone, implemented a plan of “Incorporating Statements by Female Staff and Preventing Sexual Harassment in the Workplace”, promoted and organized anti-sexual harassment trainings for employees. The campaign covered gender issues, the concept, impact, prevention of and resolving measures for sexual harassment and demonstrating our respect for female staff and solid achievements in protecting their rights and interests.

報告期間，越南廠區工會配合 CARE International in Viet Nam (「CARE 國際組織」在越南)及海防市經濟區工會，落實「增加女性員工聲明及在工作區防備性騷擾」預案，宣傳並組織員工參與反性騷擾培訓。此次活動內容涵蓋性別問題、性騷擾概念、影響及預防和解決措施，體現出我們對女性員工的尊重，切實保障女性員工的權益。



Anti-sexual harassment training
反性騷擾培訓

Communication with Employees

The Group recognizes and respects employees' freedom of labor negotiation. We formulate and implement the “Staff Complaining Procedure and Process”, continue to improve the democratic management system for employees and open a variety of communication channels to fully stimulate employees' enthusiasm and engagement. On the basis of such two-way communication, we guarantee employees' rights to know, to participate and to supervise, and ensure the work and life issues complained by them can be effectively and timely resolved, thereby continuously enhancing their satisfaction. The Group has social platforms such as Bulletin Board System (BBS), and the Company's WeChat Community, which are open to all staff and can serve as a space where our staff can post and obtain information of Regina Miracle. In addition, staff can provide feedback to the human resources department and department executives through in-person interviews, comment letters, email and phone.

與員工的溝通

本集團認可並尊重員工進行勞資談判的自由，制定並實施《員工申訴程序及流程》，持續完善員工民主管理體系，開放多樣的溝通渠道，以充分調動員工的積極性和參與度，通過雙向交流保障員工的知情權、參與權及監督權，保證員工申訴的工作及生活問題，能得到有效、及時的解決，不斷提升員工滿意度。本集團設有公司內網(BBS)、公司微信群等社交平台，並向所有員工開放，員工可以通過這些社交平台發佈或了解關於維珍妮的信息。此外，員工可以通過面談、意見信、郵件、電話等方式將相關問題反饋至人力資源部及部門管理人員。

ENVIRONMENTAL, SOCIAL AND GOVERNANCE REPORT

環境、社會及管治報告

During the Reporting Period, through the WOVO staff complaint platform, the Group provided clients and relevant staff an interactive channel for submitting complaints and feedback on an anonymous basis, which is beneficial for realizing close communication among our customers, employees, thereby reducing unnecessary misunderstandings and frictions. At the same time, through conducting the staff satisfaction survey, we locate and focus on solving problems that are mostly concerned about with designated forces in order to achieve a more harmonious and smooth communication between the Group and our staff.

報告期間，本集團通過WOVO員工申訴平台，為客戶及相關員工提供了投訴與反饋的匿名互動渠道，幫助客戶、員工及集團實現密切溝通，以減少不必要的誤會與摩擦。同時，通過員工滿意度的調查，針對大家最關注的問題重點立項解決，實現集團與員工更加和諧、順暢的交流。



Screen Shot of WOVO Communication Platform
WOVO溝通平台界面截圖

Staff Care

The Group advocates work-life balance, and its trade unions are responsible for organizing various activities for staff care in attempt to help staff maintain a positive attitude and good spirit. We greet our employees whenever there is a holiday, accompany them throughout the year through regular and irregular staff activities, and always offer them our sincere care and material assistance whenever they or their families encounter major difficulties.

Aid Staff in Need

During the Reporting Period, the Group actively organized staff to make donations for colleagues who suffered from illnesses or accidents to help them overcome difficulties and restore health, and sent representatives to visit and console, helping over 10 staff in total.

員工關愛

本集團提倡工作與生活的平衡，由各地工會負責組織開展各類關懷行動，以幫助員工保持健康積極的態度和良好的精神面貌。每一個節假日，我們的問候都如期而至；通過定期和不定期的員工活動，我們陪伴員工度過寒暑秋冬；而當員工個人或其家庭遭遇重大困難時，我們的關懷慰問和物質協助亦從不缺席。

困難員工幫扶

報告期間，本集團積極組織員工為遭遇病痛或意外事故的同事捐款，幫助他們渡過難關、恢復健康，並派代表探望和慰問，累計幫扶超10名員工。

ENVIRONMENTAL, SOCIAL AND GOVERNANCE REPORT

環境、社會及管治報告

Diversified Team-building Activities

The Group regularly organizes team-building activities to allow the staff to relax after work, and to facilitate communication and mutual understanding through organizing cooking competitions, food festivals, friendly matches and other activities, so as to strengthen team cohesion, thereby enhancing team collaboration capabilities and improving employee engagement at work. We encourage staff to develop hobbies and actively invest resources to help our staff develop their interests and talents. We organize sports competitions such as basketball to promote the cohesion of our staff with the sports spirit of “unity, loyalty, nobility, and improvement”.

豐富的團建活動

本集團定期組織團建活動，讓員工得以在工作之餘放鬆身心，通過組織烹飪比賽、美食節、聯誼會等活動增進交流和相互了解，增強團隊凝聚力，從而提升團隊協作能力，更好地投入到工作中。我們鼓勵員工發展業餘愛好，並積極投入資源助力員工興趣才藝的發展，通過組織籃球賽等體育競技活動，以「團結、忠誠、高尚、進步」的體育精神凝聚員工的向心力。



Friendly matches on Chinese Valentine's Day
七夕節聯誼會



The 10th basketball competition of Regina Miracle
維珍妮第十屆籃球賽

ENVIRONMENTAL, SOCIAL AND GOVERNANCE REPORT

環境、社會及管治報告

PROTECTING THE GREEN ENVIRONMENT

The Group remains committed to the new industrialization drive characteristic of high input in science and technology, low resource consumption and good environmental and economic benefits, striving to build a “resource-saving and environmentally-friendly” corporate brand. We resolutely abide by the environmental protection laws and regulations in the countries and regions where we operate, continue to optimize production equipment and processes, actively carry out cleaner production, and develop circular economy. We also accept environmental inspection, supervision and management, solidly work on the publicity of our corporate environmental information, and consciously accept supervision from the public and media. We effectively applied environmental protection in the development, design, manufacturing, packaging, use and service of new products. It not only ensures that we can make profits on the basis of meeting consumer demands, but also achieve the goal of a balanced development among the social, economic and ecological environment. Meanwhile, we focus on environmental education and continue to strengthen the environmental protection awareness and social responsibility of all employees to prevent pollution incidents and create a pleasant and harmonious environment

In Fiscal 2021, the Group invested significant resources in material innovation. In addition to ensuring the advancement of raw materials, we also take into account product comfortability and environmental friendliness. As of the reporting date, certain Shenzhen and Vietnam factories under the Group have passed the ISO14001 environmental management system certification. Among them, Regina Miracle Intimate Apparel (Shenzhen) Co., Ltd. also passed the ISO50001 energy management system certification, the FSC – Forest Stewardship Council certification, green factory certification, organic cotton certification and was awarded the CarbonCare® Label, whereas Regina Miracle International (Vietnam) Co., Ltd. passed the FSC – Forest Stewardship Council certification and was awarded the Higg Index certificate as well as the LEED (Leadership in Energy and Environmental Design) silver certification for some of its buildings and it plans to apply for more green building certifications in the coming year.

守護綠色環境

本集團堅持走科技含量高、資源消耗低、環境經濟效益好的新型工業化道路，全力打造「資源節約型和環境友好型」的企業品牌，堅決貫徹落實運營所在國家和地區的環境保護法律法規，持續優化生產設備和工藝，積極實施清潔生產，發展循環經濟，主動接受環境執法檢查和監督管理，扎實推進企業環境信息公開工作，自覺接受社會公眾和新聞媒體監督。我們切實把環境保護貫穿於新產品的開發、設計、製造、包裝、使用以及服務等各項環節中，不僅保證自己在滿足消費者需求的基礎上獲得利潤，同時還達到社會、經濟與生態環境協調發展的目標。同時，我們注重環保教育，持續強化全員環保意識和社會責任感，杜絕污染事故發生，營造優美和諧的環境。

2021財年，本集團投入大量資源進行材料創新，在確保原材料本身具有先進性之外，還兼顧使用的舒適性、對環境的友好性等。截至報告日，本集團下屬深圳及越南部分工廠已通過ISO14001環境管理體系認證，其中麗晶維珍妮內衣(深圳)有限公司還通過了ISO50001能源管理體系認證、FSC—森林管理認證、綠色工廠認證、有機棉認證及榮獲CarbonCare® Label低碳關懷標籤2級，維珍妮國際(越南)有限公司通過FSC—森林管理認證，榮獲Higg Index證書及部分建築榮獲LEED(綠色能源與環境設計先鋒獎)銀獎，並計劃在未來年度申請更多的綠色建築認證。

ENVIRONMENTAL, SOCIAL AND GOVERNANCE REPORT

環境、社會及管治報告



FSC – Forest
Stewardship Council
FSC—森林管理
體系

In January 2020, the FSC certificate of Shenzhen factories continued to be valid. In September 2020, the Vietnam factories passed the FSC certification

2020年1月深圳工廠FSC證書持續有效；2020年9月越南工廠獲得FSC認證



Green Factory
Certification
綠色工廠認證

In October 2020, the Shenzhen factories passed national green factory certification and were included in the fifth batch of green factories

2020年10月深圳工廠通過國家綠色工廠認證，列入第五批綠色工廠名單



CarbonCare®Label
CarbonCare®
Label低碳關懷標籤

In November 2020, the Shenzhen factories obtained the CarbonCare® Label in recognition of the Company's contribution to low-carbon emissions reduction and sustainable development

2020年11月深圳工廠獲得低碳關懷標籤，以表彰公司在低碳減排、可持續發展方面做出的貢獻



Higg Index
Certification
Higg Index認證

Vietnam factories received the Higg Index environmental certification for three consecutive years in 2018, 2019 and 2020

越南工廠於2018年、2019年和2020年連續三年獲得Higg Index環境認證



LEED Silver
Certification
Leed銀獎

Certain buildings of the Vietnam factories attained the LEED (Leadership in Energy and Environmental Design) silver certification in 2016

越南工廠部分建築於2016年榮獲LEED（綠色能源與環境設計先鋒獎）銀獎

Certain green certifications of the Group
本集團部分綠色認證

ENVIRONMENTAL, SOCIAL AND GOVERNANCE REPORT

環境、社會及管治報告

Energy Consumption and Carbon Emissions Management

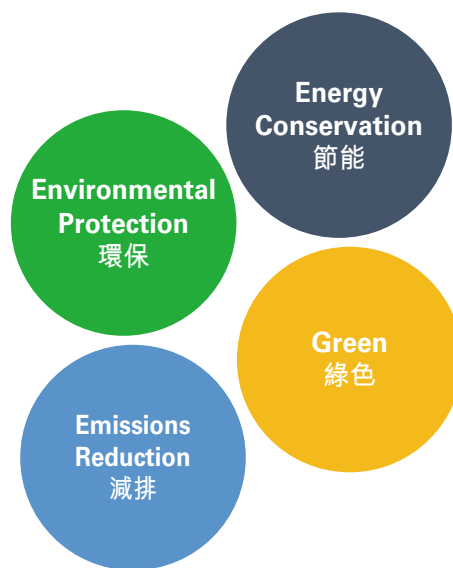
The Group attaches great importance to the management of energy conservation and emissions reduction and commits to adopting advanced scientific technology and equipment to save natural resources and increase energy efficiency. We strictly abide by the laws and regulations of the countries and regions where we operate, such as the “Law of the People’s Republic of China on Energy Conservation”, the “Management Measures for Industrial Energy Conservation”, the “Law of the People’s Republic of China on the Prevention and Control of Atmospheric Pollution”, the “Integrated Emission Standard of Air Pollutants”, the “Emission Standard of Air Pollutions for Boiler”, the “Ambient Air Quality Standards”, the “Regulations of Guangdong Province on Conserving Energy”, the “Environmental Protection Law of the Socialist Republic of Vietnam” and the “Environmental Quality Standard of the Socialist Republic of Vietnam”, and has formulated and implemented policies and systems such as the “Energy Policy”, the “Management System for Energy Conservation and Environmental Protection” and the “Exhaust Management System”. Furthermore, the Group conscientiously implements the energy policy of “Energy Conservation, Emissions Reduction, Green and Environmental Protection” to reduce energy consumption, improve energy efficiency, meet the auditing requirements set by the government, customers and third parties, and achieve sustainable development.

We adopt measures that are technically feasible, economically reasonable as well as environmentally and socially acceptable, to reduce energy consumption, losses and pollutant emissions and stop wastage in all aspects from production to consumption and utilize energy effectively and reasonably.

採取技術上可行、經濟上合理、環境和社會可承受的措施，從能源生產到消費的各個環節降低能源消耗、減少損失和污染物排放、制止浪費，合理有效地利用能源。

We work to reduce energy consumption and man-made carbon dioxide emissions, increase energy efficiency, greening and implement carbon sinks to maintain the balance of our ecological environment and mitigate the energy climate crisis of mankind.

降低能源消耗、提高能源利用效率、增加綠化、實施碳匯、減少人為二氧化碳排放，以維持和平生環境、緩解人類能源氣候危機。



Energy Policy
能源方針

能耗與碳排放管理

本集團重視節能減排管理工作，承諾採用先進的科學技術及設備，節約自然資源，提高能源利用率。我們嚴格遵循《中華人民共和國節約能源法》《工業節能管理辦法》《中華人民共和國大氣污染防治法》《大氣污染物綜合排放標準》《鍋爐大氣污染物排放標準》《環境空氣質量標準》《廣東省節約能源條例》《越南社會主義共和國環境保護法》《越南社會主義共和國環保質量標準》等運營所在國家和地區的法律法規，制定並實施《能源政策》《節能環保管理制度》《廢氣管理制度》等政策及制度，認真貫徹「節能、減排、綠色、環保」的能源方針，以降低能源消耗、提高能源利用效率，滿足政府、客戶、第三方審核要求，實現可持續發展。

We comply with energy conservation laws, regulations and standards, improve energy conservation management systems, formulate energy conservation goals and policies, and implement target responsibilities; given the constraint of the aggregate global energy capacity and the trend of global warming, sustainable development stands as our inevitable solution.

遵守節能法律法規和標準，健全節能制度，制定節能目標、方針，並落實目標責任；全球能源總量制約及氣候變化趨勢是眾所周知的問題，可持續發展是我們必然的解決辦法。

We implement ecological civilization and environmental education on resources, stress on harmonious coexistence with nature, promote the education system by incorporating energy conservation, low carbon and green development into our core value, and enhance the code of conduct and sense of responsibility for energy conservation and emissions reduction of all staff.

實施生態文明和資源環境教育，強調與自然和諧共處，把節能低碳、綠色發展納入公司核心價值觀宣傳教育體系，提升全員節能減排行為規範和責任意識。

ENVIRONMENTAL, SOCIAL AND GOVERNANCE REPORT

環境、社會及管治報告

We formulate a plan to reduce carbon dioxide emissions by 30% by 2030, work with supply chain partners to achieve low carbon targets and continue to strengthen our investment in energy conservation and emission reduction as well as technological transformation. We have made corresponding requirements for all energy conservation and environmental protection-related projects of the factory and subdivided them to various departments. For example, the general logistics department is responsible for conducting regular promotion, supervision, inspection and improvement on energy conservation and environmental protection; the control of light switches is managed by area and supervised by designated person in charge as arranged and different temperature is set for air conditioners in different workshops to ensure the rational use of various resources. In addition, we employed a professional third-party testing agency to monitor our exhaust emissions to ensure that they meet the requirements of emission standards to reduce the negative impact of production activities on the environment.

During the construction stage of our Vietnam factories, we incorporated energy conservation and emissions reduction functions into our design. We invested in the installation of modern equipment such as lifting robots, automated forklifts, forklift robots and automatic package conveyor belt in part of our factories; and used lighting, air conditioning, air ventilation system, boiler system, air compressor system and building insulation with high energy conservation performance. We used drawing materials and building insulation materials with high raw material utilization; installed renewable energy system and use clean energy; at the same time, the productivity has been increased and the exhaust emission has been reduced, which laid the hardware foundation for achieving economic and environmental benefits. Compared with 2019, the average power purchased by each plant is reduced by 24.68%, and an average of 71.2% of the waste is recycled or burned for energy.

我們建立到2030年降低30%二氧化碳排放的計劃，攜手合作夥伴供應鏈實現低碳目標，持續加強節能減排的投入和技術改造的力度。我們對廠房所有與節能環保相關的項目作出相應的要求並細分到各個部門：如總務後勤部負責定期開展節能環保宣傳、監督、檢查及改善工作；燈光的開關劃分區域管理，並安排指定負責人進行監督提醒；不同車間空調設置不同溫度標準，以確保各項資源的合理使用。此外，我們聘請專業第三方檢測機構對我們的廢氣排放進行監測，確保廢氣排放符合排放標準的要求，降低生產活動對環境的負面影響。

在越南廠區的建設階段，我們便已將節能減排納入我們的設計中。我們在部分廠房投資安裝升貨機器人、升貨自動車、叉貨機器人，包裝自動輸送帶等現代設備；使用節能性能高的照明、空調、抽風系統、鍋爐系統、空壓機系統；使用原料利用率高的圖紙材料和建築隔熱材料；安裝可再生能源系統使用清潔能源；在增加生產率的同時減少了作業中的廢氣排放，為實現經濟效益與環境效益的齊頭並進奠定了硬件基礎。與2019年相比，各廠區平均減少購買電量24.68%，平均71.2%的廢棄物被回收或通過燃燒獲取能源。



Roof solar panel system of the Vietnam factories
越南廠區屋頂太陽能電池板系統

ENVIRONMENTAL, SOCIAL AND GOVERNANCE REPORT

環境、社會及管治報告

We also installed a preshrinking condensate water recovery device in Shenzhen factories through which the condensate water (the temperature is 95°C, higher than that of the tap water of 20°C) was directly recycled to the boiler for heating to reduce the cost of soft water treatment and reduce power consumption. We used the air conditioner temperature balance system to control the indoor temperature reasonably to save energy. We used shower-type water saver to save water. In addition, we have modified the hot-press molding machine to reduce heat loss and achieve the objective of reducing energy consumption. The energy strength of Shenzhen factories was reduced by 13.75% as compared with 2017 by taking these actions.

Energy Audit

During the Reporting Period, the Group actively carried out energy audit projects. Among these projects, the Shenzhen factories participated in "the 13th Five-Year Plan" energy audit review and energy conservation planning review of key energy consumption units of industry and commerce in Shenzhen conducted by Shenzhen Economic, Trade and Information Commission, and the results of energy audit review and energy conservation planning review were all qualified. Vietnam factories also commissioned a third party to carry out energy audit project. The audit results showed that our energy-saving measures can effectively save energy consumption: for example, the increase of air conditioner temperature in the previous process can save 360 MWh per year; regular maintenance or identification of gas leakage can save energy 4.8 MWh per year; reducing the pressure of the air compressor system can save 2.5% to 3.5% of the electricity consumption (saving 18 to 25.2 MWh per year); and seasonally adjusting the cleaning cycle of the cooling tower can effectively save energy 360 MWh per year. The results of the report are used to evaluate the achievements of our energy measures adopted and lead our future energy management.

Greenhouse Gas Emissions Review

During the Reporting Period, the Shenzhen factories engaged a third party to carry out the greenhouse gas emissions review project, which further improved the quality and accuracy of the Shenzhen factories of the Group's greenhouse gas emissions data and information, and helped us to formulate relevant measures for energy conservation and emissions reduction to achieve carbon emissions reduction goals.

我們在深圳廠區安裝預縮冷凝水回收裝置，將冷凝水(溫度為95°C，高於自來水溫度20°C)直接回收到鍋爐供加熱使用，以減少軟水處理成本及降低電耗；我們使用空調溫度平衡系統合理控制室內溫度節省能耗；我們使用花灑型節水器達到節約用水的目標；此外，我們對熱壓定型機進行了改裝，達至減少熱損耗，實現節能降耗的目的。通過採取行動，深圳廠區區能源強度基於2017年降低13.75%。

能源審計

報告期間，本集團積極開展能源審計項目，其中深圳廠區參與了深圳市經濟貿易和信息化委員會開展的深圳市工商類重點用能單位「十三五」能源審計評審和節能規劃評審，能源審計評審結果和節能規劃評審結果均合格；越南廠區亦委托第三方機構開展能源審計項目，審計結果表明，我們採取的節能措施能有效地節約能源消耗：例如，增加前工序空調溫度可節約360 MWh/年；定期保養或發現氣體洩漏可節約電能4.8 MWh/年；減少空壓機系統的壓力可節約2.5%至3.5%的用電量，節約18至25.2 MWh/年；以及季節性調整冷卻塔的清潔周期可有效節能360 MWh/年。報告結果用以評價我們採取能源措施後的成果，指導我們未來能源管理方向。

溫室氣體排放核査

報告期間，深圳工廠聘請第三方機構開展溫室氣體排放核査項目，進一步提升了本集團深圳工廠的溫室氣體排放數據及信息的質量及準確性，助力我們制定節能減排的相關舉措以實現碳減排目標。

ENVIRONMENTAL, SOCIAL AND GOVERNANCE REPORT

環境、社會及管治報告

Feasibility Study on Renewable Energy

During the Reporting Period, the Group engaged a third party to conduct feasibility study on renewable energy. Based on the results of the assessment, the solar energy equipment in the Shenzhen factories has a positive energy conservation effect. We will further communicate with solar developers to determine the economical, applicable and environmentally-friendly solar energy on-site installation mode.

In the future, we will formulate energy use guidelines and strictly manage them, and use technical measures to control greenhouse gas emissions, including but not limited to optimizing lighting locations, using high-efficiency machinery, setting appropriate temperature, maintaining machinery regularly, and using renewable energy. We will continue to deepen energy consumption control and carbon emissions management measures. We will also carry out the energy conservation improvement of machinery, introduce the energy management center, further strengthen the organization and management of "green factory", and formulate and implement the transformation and improvement plans and schemes of energy conservation and emissions reduction in a timely manner to further strengthen the management of green supply chain and improve the enterprise management.

Water Resources and Sewage Treatment

The Group attaches great importance to water resources protection and sewage treatment, and all departments, workshops, dormitories and canteens implement the policy of water conservation. We strictly abide by the laws and regulations of the countries and regions where we operate, such as the "Law of the People's Republic of China on the Prevention and Control of Water Pollution", the "Water Law of the People's Republic of China", the "Administrative Measures for the Licensing of Discharging Urban Sewage into the Drainage Network", the "Water Resources Law of the Socialist Republic of Vietnam" and the "Integrated Wastewater Discharge Standards". The emission and treatment of wastewater generated from the cleaning of mold and machine equipment is in line with the Grade 2 standard of "DB44/26-2001 Discharge Limits of Water Pollutants", the "Industrial Air Emission Standards of Vietnam" and the "Wastewater Standard of Vietnam". Policies and systems, such as the "Wastewater Management Policy" have also been formulated and implemented to strengthen the scientific management of water use and the operational management of pollution treatment equipment and ensure that the wastewater discharged meets the standard. We have set up a water conservation management team to enhance employees' awareness of water conservation by thoroughly promoting water conservation policies and regularly coordinate the effectiveness of water conservation, and recognize and reward groups and individuals who delivered results in water conservation benefits and water conservation works. Our supply of water for production and operation comes from the government, and there was no interruption of supply or difficulty in obtaining other water sources during the Reporting Period.

可再生能源可行性調查

報告期間，本集團聘請第三方機構進行可再生能源的可行性調查。基於評估結果，深圳廠區內的太陽能設備具有積極的節能效果，我們將與太陽能開發商進一步溝通以確定經濟適用型、環保節約型的太陽能現場安裝模式。

未來，我們將制定能源使用指南並嚴格管理，使用技術措施控制溫室氣體排放，包括但不限於優化照明位置、使用高效能機械、設定適當的溫度、定期維護機械、用可再生能源，並繼續推進能耗管控與碳排放管理措施的深化。我們還將進行機械節能改造，導入能源管理中心，進一步加強「綠色工廠」的組織管理，及時制訂並實施節能減排改造升級規劃和方案，並進一步加強綠色供應鏈管理，強化企業管理。

水資源及污水處理

本集團重視水資源保護及污水處理工作，各部門、車間、宿舍、餐廳均貫徹節約用水的方針。我們嚴格遵循《中華人民共和國水污染防治法》《中華人民共和國水法》《城鎮污水排入排水管網許可管理辦法》《越南社會主義共和國水資源法》《污水綜合排放標準》等運營所在國家和地區的法律法規，針對清洗模具和機台設備產生的廢水依照《DB44/26-2001水污染物排放限值》二級標準、《越南工業大氣排放標準》《越南廢水國家標準》進行排放和處理，制定並實施《廢水管理制度》等政策及制度，加強用水的科學管理與污染治理設施的運行管理，確保廢水達標排放。我們成立節約用水管理小組，深入宣傳節約用水政策並定期統籌節約用水成效，提高員工的節水自覺性，並對節水效益和節水工作中做出成績的集體和個人報請表彰和獎勵。我們的生產運營用水均來自政府供應，報告期間未出現斷供或其他水源求取困難。

ENVIRONMENTAL, SOCIAL AND GOVERNANCE REPORT

環境、社會及管治報告

The wastewater currently discharged by the Group is mainly divided into production wastewater and domestic wastewater. The domestic wastewater mainly comes from the production office and staff canteens. After pretreatment, it is connected to the municipal drainage network for further treatment and discharged into the water body after reaching the standard. The production wastewater is recycled and reused after the wastewater treatment reaches the standard. During the Reporting Period, we built wastewater treatment plant in the Vietnam and Shenzhen factory area. The treated wastewater, of which the water quality meets the requirements of the discharge standards of both places (“QCVN 40/2011/BTNMT” and “Integrated Wastewater Discharge Standards”), will be reused in the production process and achieve the purpose of water recycling and reuse. Meanwhile, the concept of saving water and improving efficiency and reducing water consumption is fully implemented through a variety of measures to bolster water efficiency which are small but significant, such as installing the aforementioned preshrinking condensate water recovery device, which directly recovers the condensate water into the central hot water tank and used for heating for the electric boiler. To a certain extent, it replaces make-up water with tap water, thereby saving water and energy, avoiding certain wastewater consumption during the treatment of soft water. We also replace ordinary faucets with low-flow shower-type water-saving nozzles, collect rainwater for watering trees and flowers, conduct routine water pipe leakage checks, and reuse wastewater for cleaning, in order to implement the concept of saving energy and improving efficiency and lower the water consumption.

本集團目前排放的廢水主要分為生產廢水和生活廢水兩種。生活廢水主要來源於生產辦公及職工食堂等，經過預處理後接入市政排水管網進行進一步處理，達標後排入水體；生產廢水則經廢水處理達標後回收再利用。報告期間，我們在越南廠區和深圳廠區建設污水處理站，經處理的廢水水質分別達到兩地排放標準（《QCVN 40/2011/BTNMT》及《污水綜合排放標準》）的要求，將被重複利用於生產工序中，達到水資源循環使用的目的。同時，我們採取多項措施改善用水效益—如安裝預縮冷凝水回收裝置，將冷凝水直接回收到中央熱水箱中，供電鍋爐加熱使用，一定程度上代替了自來水補水，從而達到節水效果，避免了軟水處理中的部分廢水消耗；將普通水龍頭更換為低流量的花灑型節水噴嘴；回收收集雨水用於澆樹澆花；進行常規化水管泄露檢查；廢水再利用於清潔等—以小見大地貫徹節水提效理念並降低耗水量。



Sewage treatment at Vietnam factories
越南廠區污水處理設施



Recycling Rainwater System at Vietnam Factories
越南廠區回收再使用雨水系統

ENVIRONMENTAL, SOCIAL AND GOVERNANCE REPORT

環境、社會及管治報告

Sustainable Material

With the increasing emphasis on environmental protection and sustainable development globally and by various brands, and the steady growth of the scale of environmentally friendly industry, the Group actively participates in our strategic partners' initiatives on the use of sustainable materials on the basis of meeting the demand for raw material production (such as nylon and polyester). We purchase environmentally friendly materials, such as environmentally friendly recycled yarn (such as nylon covered yarn and recycled nylon), fabric, sewing thread (such as fluffy threads and polyester threads), etc. We explore the development and application of special functional fabrics, such as antibacterial fabric, etc. and actively launch a simple series of products.

Waste Treatment

The Group disposes of wastes in the principle of reduction, reuse and recycling. We strictly abide by the laws and regulations of the countries and regions where we operate, such as the "Rules of People's Republic of China on the Prevention and Control of Environmental Pollution by Solid Waste", the "Rules of Guangdong Province on the Prevention and Control of Environmental Pollution by Solid Waste", the "Guidelines for Preparing Management Plans for Hazardous Waste Production Units", the "Hazardous Waste Management System of Vietnam" and the "Solid Waste Management System of Vietnam". Our policies and systems, such as the "Management System for EHS Waste", the "Environmental Protection Policy" and the "Chemical Safety Policy" have been formulated and implemented to guide and standardize the classification and treatment process of waste, avoid waste of resources, prevent the risk of hazardous waste pollution and control the negative impact on the environment.

Our waste mainly includes defective goods, production waste, recyclable waste, domestic waste and a small amount of hazardous waste. Non-hazardous waste will be collected in categories, the recyclable part of which will be handed over to qualified resource regeneration companies for recycle and reuse and the unrecyclable part will be stored together and then cleared and treated collectively by municipal environmental and hygiene services. Hazardous waste will be collected in categories and then handed over to professional hazardous waste treatment companies for harmless disposal. Improper disposal must be eliminated so as not to cause pollution and harm.

Besides reducing environmental pollution by proper treatment of different types of wastes, we also work on the source of the issue, with a variety of measures to continuously improve the efficiency and economic benefits of materials and reduce waste emission. During the Reporting Period, we reduced the production of waste through returning paper cores and plastic cutting boards to suppliers, recycling and reusing waste paper/nylon/plastic/rags/waste fabrics in Vietnam factories. We signed a waste treatment contract with the waste burning and energy recovery unit to replace rag burning with renewable energy to achieve zero landfill. As of the reporting date, the Group has achieved a zero landfill rate of over 83% for production waste. In the future, we will control the generation of waste from the source.

可持續材料

隨著全球及各品牌對環境保護以及可持續發展重視程度日益加深、環保產業規模穩步增長，本集團在滿足原材料生產(如尼龍和滌綸)的需求基礎上，積極參與本集團戰略合作夥伴關於使用可持續材料的倡議，我們採購環保材料，如環保再生紗線(如尼龍包紗和再生尼龍)、環保面料、環保車縫線(如蓬鬆線和滌綸線)等；我們探索特殊功能布的開發應用(如抗菌面料等)，並積極推出簡約系列產品。

廢棄物處理

本集團採用「減量、再利用、再循環」的原則處置廢棄物。我們嚴格遵循《中華人民共和國固體廢物污染環境防治法》《廣東省固體廢物污染環境防治條例》《危險廢物生產單位管理計劃制定指南》《越南危害垃圾管理制度》《越南固體垃圾管理制度》等運營所在國家和地區的法律法規，制定並實施《EHS廢物管理制度》《環保政策》《化學品安全政策》等政策及制度，對廢棄物的分類和處理流程做出指引和規範，避免資源浪費，防範有害廢棄物的污染風險，控制對環境產生的負面影響。

我們的廢棄物主要包括殘次品、生產廢料、可回收廢棄物、生活垃圾以及少量有害廢棄物。對於無害廢棄物，我們進行分類收集，其中可回收的部分交由有資質的資源再生公司回收再利用，不可回收的部分則集中堆放，統一由市政環衛機構進行清運處理。對於有害廢棄物，我們分類收集後交由專業的危險廢棄物處理公司進行無害化處理，杜絕不當處置而造成污染和危害。

我們從源頭把關，除了正確處置不同類型的廢棄物以減低環境污染外，通過多種措施持續提高物料使用效益和經濟效益，減少廢棄物的排放。報告期間，我們在越南廠區通過紙芯和塑料切割板退回給供應商、廢紙/尼龍/塑料/碎布/廢布回收利用等舉措，減少廢物產生量；我們通過與燃燒廢棄物回收能源單位簽署廢棄物處理合同，將碎布燃燒換成再生能源以實現0填埋，截至報告日，本集團生產廢棄物0填埋率已超過83%。未來，我們將從源頭上控制廢棄物的產生。

ENVIRONMENTAL, SOCIAL AND GOVERNANCE REPORT

環境、社會及管治報告

Environmental Protection and Natural Resources

With high ethical standards in place, the Group is committed to promoting the sustainable development of corporate economy and society by minimizing the impacts on the natural environment by its production and operation activities, in a bid to protect the existing environment and leave abundant social resources and beautiful earth scenery for future generations. We undertake to maintain our environmental credit, adhere to the concept of honesty and integrity throughout our production and operation activities, continue to strengthen environmental management and resolutely resist behaviors that may have a material adverse impact on the environment while pursuing business development. We firmly develop environmental awareness, carry out the promotion of environmental education, advocate scientific development concept and strengthen corporate culture, earnestly shouldering the social responsibility for environmental protection.

The Group's impact on the environment mainly includes the effects on the air, water and land environments due to transportation, loading and unloading, production, packaging, maintenance and cooking. We strictly comply with relevant laws and regulations, implement environmental impact assessment in a timely manner, and in accordance with the provisions of the government agencies to obtain approval. We regularly maintain and repair office supplies to extend their service life and avoid unnecessary wastage. We post environmental labels to remind employees of energy conservation and emissions reduction, creating a positive atmosphere for environmental protection in the work that needs only little effort. We provide various training and "Clear Your Plate" campaign to boost our employees' perception of green concept. We encourage employees to propose environmentally-friendly ideas and reward the person or department that have put forward viable solutions, in an effort to enhance their environmental interaction and participation. We actively participate in the "Ecological Protection Competition". By calling on employees and their families to participate in "online running", online fun workshops and games, and join the "marine protection team", we help the public understand the threat of plastic waste to marine life, and learn how to become a marine protection soldier from their daily life. In our Vietnam factories, we have incorporated greening into the construction plan, and continuously amplify the greening effect of our office area and production area through greening maintenance, where the greening areas of all factories have expanded to 20%. In addition, we actively participate in environmental improvement activities in the locality, such as tree planting, garbage collection, promotion of the prevention of plastic waste and environmental-themed art exhibition.

保護環境及天然資源

本集團擁有高道德標準，致力於通過在生產經營活動中最小化對自然環境的影響來推動企業經濟及社會的可持續發展，以保護當代環境，給子孫後代留下豐富的自然資源和美好的地球風光。我們承諾恪守環保信用，將誠信理念貫穿於生產經營全過程，在追求業務發展的同時持續地加強環境管理，堅決抵制會對環境產生重大負面影響的行為。我們牢固樹立環保意識，深入開展環保宣傳教育，倡導科學發展理念，加強企業文化建設，切實肩負起環境保護的社會責任。

本集團對環境的影響主要包括因運輸、裝卸、生產、包裝、維保、烹飪等環節而造成的對空氣環境、水環境和土地環境產生的作用。我們嚴格遵守有關法律法規，適時開展環境影響評價評估，並依照規定獲得政府機構審批；我們通過定期保養維修辦公用品，延長其使用壽命，避免不必要的浪費；我們通過張貼環保標識，提示員工節能減排，在舉手之勞中營造良好的環保氛圍；我們通過開展各類培訓和「光盤行動」等活動，加強員工對綠色理念的認知；我們鼓勵員工提出環保創想並對具備可行性方案的提出人或部門進行獎勵，以提升員工的環保互動和參與度；我們積極參與「生態保衛賽」活動，通過號召員工及其家人參加「線上跑」、線上趣味工作坊和小遊戲及加入「海洋保衛隊」，幫助公眾了解塑膠垃圾對海洋生物的威脅，同時學習如何從日常生活中化身為海洋保衛戰士；在越南廠區，我們將綠化納入建廠規劃，通過綠化保養不斷改善辦公區域和生產區域的綠化效果，已擴大全廠綠化面積至20%。另外，我們積極參加運營所在地的環境改善活動，如種樹、收拾垃圾、減少使用塑料、環境主題畫展等。

ENVIRONMENTAL, SOCIAL AND GOVERNANCE REPORT

環境、社會及管治報告

Environmental KPIs

During the Reporting Period, the Group's environmental KPIs covers the production and office areas of the Vietnam factories (A, B, C, D and E factory) and the Shenzhen factories. The specific performance is as follows:

環境關鍵績效指標

報告期間，本集團環境關鍵績效指標覆蓋範圍包括越南廠區(A廠、B廠、C廠、D廠、E廠)及深圳廠區的生產和辦公區域。具體表現如下：

Environmental KPIs			
KPIs	Unit	Note	Reporting period
指標名稱	單位	註釋	報告期間
Nitrogen oxides emissions	Kilogram		539.4
氮氧化物排放量	千克		
Sulfur oxide emissions	Kilogram		1.3
硫氧化物排放量	千克		
Particles emissions	Kilogram		39.0
顆粒物排放量	千克		
Total greenhouse gas emissions	Tonne CO₂e		168,946.3
溫室氣體總排放量	噸二氧化碳當量		
Greenhouse gas emissions (Scope 1)	Tonne CO ₂ e	4	2,983.7
溫室氣體排放量(範圍1)	噸二氧化碳當量		
Greenhouse gas emissions (Scope 2)	Tonne CO ₂ e	5	165,962.6
溫室氣體排放量(範圍2)	噸二氧化碳當量		
Total hazardous wastes produced	Tonne	6	514.7
有害廢棄物總產生量	噸		
<i>By hazardous waste category</i>			
<i>按危險廢棄物類別</i>			
The weight of waste packages and containers containing or contaminating with toxic or infectious hazardous waste	Tonne		268.8
含有或沾染毒性、感染性危險廢物的廢棄包裝物、容器重量	噸		
The weight of waste glue, ink, ink cartridges, contaminated absorbent, rags and cloth	Tonne		173.6
廢膠水、墨水、墨盒及受污染的吸水劑、抹布、布料重量	噸		
The weight of waste abluent, detergent and stain remover	Tonne		61.6
廢清洗劑、清潔劑、污跡去除劑重量	噸		
The weight of waste battery	Tonne		6.9
廢棄電池重量	噸		
The weight of waste mercury-containing fluorescent lamps and other mercury-containing electric light and waste activated glass	Tonne		3.0
廢含汞螢光燈管及其他含汞電光源及廢活化玻璃重量	噸		
The weight of waste mineral oil and waste containing mineral oil	Tonne		0.7
廢礦物油與含礦物油廢物重量	噸		
The weight of medical waste	Tonne		0.1
醫療廢物重量	噸		

ENVIRONMENTAL, SOCIAL AND GOVERNANCE REPORT

環境、社會及管治報告

Environmental KPIs				
環境關鍵績效指標				
KPIs	Unit	Note	Reporting period	
指標名稱	單位	註釋	報告期間	
<i>By management method</i>		7		
<i>按處理方式</i>				
Other recovery (including energy regeneration)	Tonne		454.8	
其他再生(包括能源再生)	噸			
Incineration (without energy recovery)	Tonne		48.8	
焚化(沒有能源再生)	噸			
Physical and chemical treatment	Tonne		10.9	
物理化學處理	噸			
Recycling	Tonne		0.2	
回收	噸			
Total non-hazardous wastes produced	Tonne		12,458.4	
無害廢棄物總產生量	噸			
<i>By non-hazardous waste category</i>				
<i>按無害廢棄物類別</i>				
The weight of non-hazardous production waste	Tonne		6,490.9	
無害生產廢料重量	噸			
The weight of waste metal, plastic, wood, textile and foam	Tonne		2,653.7	
廢棄金屬、塑料、木材、織物、泡沫重量	噸			
The weight of waste packaging cardboard boxes	Tonne		2,109.5	
廢棄包裝紙箱重量	噸			
The weight of general office waste	Tonne		640.3	
一般辦公室廢物重量	噸			
The weight of waste packaging plastic	Tonne		375.0	
廢棄包裝塑料袋重量	噸			
The weight of food waste	Tonne		189.0	
廚餘垃圾重量	噸			
<i>By management method</i>		7		
<i>按處理方式</i>				
Recycling	Tonne		7,259.6	
回收	噸			
Incineration (without energy recovery)	Tonne		3,237.2	
焚化(沒有能源再生)	噸			
Other recovery (including energy recovery)	Tonne		1,321.3	
其他再生(包括能源再生)	噸			
Landfilling	Tonne		640.3	
堆填	噸			

ENVIRONMENTAL, SOCIAL AND GOVERNANCE REPORT

環境、社會及管治報告

Environmental KPIs				
環境關鍵績效指標				
KPIs 指標名稱	Unit 單位	Note 註釋	Reporting period 報告期間	
Total energy consumption 能源總耗量	'000 kWh 千個千瓦時	8	206,062.2	
Total energy intensity 能源總密度	'000 kWh/HK\$'000 千個千瓦時／港幣千元	9	0.03	
Non-renewable fuel (direct) consumption 不可再生燃料(直接)耗量	'000 kWh 千個千瓦時		11,517.5	
Petrol consumption 汽油耗量	'000 kWh 千個千瓦時		467.4	
Diesel consumption 柴油耗量	'000 kWh 千個千瓦時		11,050.1	
Renewable fuel (direct) consumption 可再生能源(直接)耗量	'000 kWh 千個千瓦時		685.6	
Solar power consumption 太陽能耗量	'000 kWh 千個千瓦時		685.6	

ENVIRONMENTAL, SOCIAL AND GOVERNANCE REPORT

環境、社會及管治報告

Environmental KPIs				
環境關鍵績效指標				
KPIs	Unit	Note	Reporting period	
指標名稱	單位	註釋	報告期間	
Purchased energy (indirect) consumption	'000 kWh		193,859.1	
購買能源(間接)耗量	千個千瓦時			
Electricity consumption	'000 kWh		193,859.1	
電力耗量	千個千瓦時			
Total water consumption	Cubic metre		1,427,130.0	
總耗水量	立方米			
Total water consumption intensity	Cubic metre/ HK\$'000	9	0.24	
總耗水密度	立方米/港幣千元			
Municipal supplied water consumption	Cubic metre		1,416,467.0	
政府供水量	立方米			
Reclaimed water consumption	Cubic metre		10,663.0	
循環用水量	立方米			
Packaging materials consumption	Tonne		13,728.9	
包裝材料使用量	噸			
Packaging plastic bags consumption	Tonne		630.3	
包裝塑料袋使用量	噸			
Packaging cardboard boxes consumption	Tonne		13,098.6	
包裝紙箱使用量	噸			
4	Greenhouse gas emissions (Scope 1) come from the combustion of fuel (diesel) in stationary sources and the combustion of fuel (petrol, diesel) from our business vehicles.	4	溫室氣體排放量(範圍1)來自固定源的燃料(柴油)燃燒,及公務車輛的燃料(汽油、柴油)燃燒。	
5	Greenhouse gas emissions (Scope 2) come from the consumption of purchased electricity. According to "Appendix 2: Reporting Guidance on Environmental KPIs" ("Appendix 2") of "How to prepare an ESG Report?" updated by The Stock Exchange of Hong Kong Limited in May 2021, the greenhouse gas emission factors of our Vietnam factories refer to the IGES List of Grid Emission Factors published by the Institute of Global Environmental Strategies and the greenhouse gas emission factors of our Shenzhen factories refer to the "Baseline Emission Factors of China's Regional Power Grids for Emission Reduction Projects in 2019 (《2019年度減排項目中國區域電網基準線排放因子》)" published by the Ministry of Ecology and Environment of the People's Republic of China on 29 December 2020.	5	溫室氣體排放量(範圍2)來自外購電力的耗用。根據香港聯合交易所有限公司於2021年5月更新之《如何準備環境、社會及管治報告?》之《附錄二:環境關鍵績效指標匯報指引》(《附錄二》),越南廠區溫室氣體排放因子參考全球環境研究所(Institute of Global Environmental Strategies)刊發之IGES List of Grid Emission Factors,深圳廠區溫室氣體排放因子參考中華人民共和國生態環境部於2020年12月29日刊發之《2019年度減排項目中國區域電網基準線排放因子》。	
6	The scope of disclosure of hazardous waste of Shenzhen factories is defined according to the "Directory of National Hazardous Waste" (2021 edition) (《國家危險廢物名錄》(2021版)) published by the Ministry of Environmental Protection of the People's Republic of China, while the scope of disclosure of hazardous waste of Vietnam factories is defined according to the "Circular No.36/2015/TT-BTNMT" (2015 edition) published by the Ministry of Natural Resources and Environment of Vietnam.	6	深圳廠區有害廢棄物之披露範圍是按照中華人民共和國環境保護部刊發之《國家危險廢物名錄》(2021版)界定;越南廠區有害廢棄物之披露範圍是按照越南自然資源與環境部刊發之《Circular No.36/2015/TT-BTNMT》(2015版)界定。	
7	The management methods of waste are specified in accordance with the waste treatment methods in Appendix 2 of the Stock Exchange.	7	廢棄物之處理方式是參照聯交所《附錄二》廢棄物處理方式分類列示。	

ENVIRONMENTAL, SOCIAL AND GOVERNANCE REPORT

環境、社會及管治報告

- 8 Energy heating value coefficient are determined under the “Guidelines for Accounting Methods and Reporting of Greenhouse Gas Emissions in Enterprises in Other Industries (Trial)” (《工業其他行業企業溫室氣體排放核算方法與報告指南(試行)》) published by the National Development and Reform Commission of the People’s Republic of China on 6 July 2015.
- 9 The energy consumption intensity and total water consumption intensity are calculated based on the operating income in HKD’000 during the Reporting Period.

As our new factories commence operations, we will expand the scope of disclosure of environmental KPIs year-by-year, in a bid to reflect our actual business operations and promote our environmental management.

- 8 能源熱值系數參考中華人民共和國國家發展和改革委員會於2015年7月6日刊發之《工業其他行業企業溫室氣體排放核算方法與報告指南(試行)》。
- 9 能源耗量密度和總耗水密度是以報告期間營業收入港幣千元為單位計算。

隨著我們新工廠的投產和運營，我們將逐年擴大環境關鍵績效指標披露範圍，以貼合我們的業務實際，促進我們的環境管理工作。

ENVIRONMENTAL, SOCIAL AND GOVERNANCE REPORT

環境、社會及管治報告

DEVOTE TO SOCIETY

The Group performs its social responsibility as a corporate citizen, fights against the COVID-19 Pandemic and cares for disadvantaged groups. Enthusiastic about charitable causes, it works towards creating co-development, harmony and sharing to propel the sustainable development of local communities. Through doing volunteer work, donating money and supplies, and other means, the Group has continuously invested resources to benefit the society and its development, which brings positive influence to relevant parties.

Support Students' Growth

The Group cares for the growth and future of students from the local community. For many years, we provided assistance to children in terms of living needs and education needs within our capacities, extending a helping hand to the all-rounded development of children. In December 2020, Shenzhen Guangming New District Charity Association (光明新區慈善會) organized the 2020 Shuguang Education Funding Activity. As the president unit of Shenzhen Guangming New District Charity Association, the Group participated in the Shuguang Education Funding Activity for the sixth consecutive year and successfully provided financial aid for 18 students. We have donated around RMB37,000 in financial aid.

投身社會貢獻

本集團踐行企業公民社會責任，抗擊新冠疫情，關注弱勢群體，熱心公益事業，以構建共建、共融、共享為目標推動運營所在小區的可持續發展。透過義工勞動、現金捐款、實物捐贈等多種形式的貢獻，我們持續選取本集團能夠有所作為、且於自身及社會發展均有益的領域投入資源，為相關人士帶來積極影響。

助力學生成長

本集團關懷當地社區學生的成長與未來，多年來在生活需求、教育需求等方面為孩子們提供力所能及的幫助，助力孩子們的全面發展。2020年12月，光明區慈善會開展2020年光明新區「曙光」助學行動。作為深圳市光明區慈善會的會長單位，本集團連續第六年參與「曙光」助學行動，成功與18名學生配對，共計捐贈助學資金37,000元。



Donation certification of the Shuguang Education Funding Activity
「曙光」助學項目捐贈證書

ENVIRONMENTAL, SOCIAL AND GOVERNANCE REPORT

環境、社會及管治報告

Caring for Disadvantaged Groups

The Group pays attention to the disadvantaged groups both within and outside the Group. Every year, the Shenzhen factories actively engage in “Guangdong Poverty Alleviation Day” at the call of Shenzhen Guangming New District Charity Association, working within its ability to help disadvantaged groups to meet their basic needs as well as demand for medical service, employment and social engagement, and encouraging poverty alleviation authorities and all walks of life to have deeper engagement in poverty-stricken areas. In addition, we visit needy elderly persons in Yulv Village and give consolation money during the Spring Festival annually, sending blessings to poor elderly people in the name of the Group. The volunteer group of Vietnam factories organized volunteers to participate in public welfare and charity, visited elderly home, schools for the blind, schools for deaf-mutes, orphan center and SOS rescue center in Hải Phòng City, Vietnam, and sent gifts and consolation money to the people in need from all walks of life.

關注弱勢群體

本集團關注集團內外弱勢群體。深圳廠區每年積極響應深圳市光明區慈善會的號召，參與「廣東扶貧濟困日」活動，致力於在能力範圍內幫助弱勢群體滿足其基本生活需求、醫療需求、就業需求乃至社會參與需求，並鼓勵更多的幫扶部門以及社會各界深入貧困地區；每年春節對玉律村貧困老人進行春節慰問探訪並送去慰問金，以集團的名義給貧困老人送去春節的祝福。越南廠區義工團組織志願者參與公益慈善事業，前往越南海防市敬老院、盲校、聾啞學校、孤兒中心、SOS救助中心進行慰問，向社會各界需要幫助的人群送上禮品及慰問金。



Visiting the elderly home and orphanage and carrying out consolation activities for the Mid-Autumn festival

拜訪老人院及孤兒院，開展中秋節慰問活動

ENVIRONMENTAL, SOCIAL AND GOVERNANCE REPORT

環境、社會及管治報告

Enthusiasm in Charity

The Group is enthusiastic about public welfare and actively participates in charities through responding to the call from local charity organizations where it operates to make its contribution to charitable causes. Since the volunteer group of Vietnam factories was formally established in 2019, with the spirit of “dedication, friendship, mutual assistance and progress”, we have carried out volunteer services in an organized and disciplined manner. The establishment of the volunteer organization signifies that we will continue to move forward along the path of charity and implement our corporate social responsibility to the end, making greater contribution to the social development of Vietnam and the charitable causes of Hải Phòng City. During the Reporting Period, we responded to the call of the Party Committee of Hải Phòng City (海防市成委會) and the Labor Union of Hải Phòng Economic Zone (海防市經濟區工會) of Vietnam, participated in the “Close Love” (相近相愛) charity activity, and donated to the people in central Vietnam who suffered from successive floods in 2020.

熱心慈善事業

本集團熱心公益事業，響應運營所在地公益組織號召，積極參與慈善活動，身體力行地為慈善事業貢獻自己的一份力量。自2019年越南廠區義工團正式成立以來，我們以「奉獻、友愛、互助、進步」的志願精神，有組織、有紀律地開展無償志願服務活動。義工團組織的成立，標志著我們將繼續在公益慈善的道路上不斷前行，將企業社會責任踐行到底，為越南社會發展建設及海防市公益事業貢獻更多的力量。報告期間，我們響應越南海防市成委會及海防市經濟區工會的號召，參與「相近相愛」慈善活動，向2020年連續發生水災的越南中部的受災群眾捐款。

ENVIRONMENTAL, SOCIAL AND GOVERNANCE REPORT

環境、社會及管治報告

Act Together to Fight COVID-19

The pandemic is ruthless but there is love on earth. We will fight against the pandemic and overcome difficulties together. Since the outbreak of COVID-19, we have been paying close attention to the progress of the pandemic. On the one hand, we actively support and cooperate with government's actions with a high sense of social responsibility, and make great efforts in pandemic prevention and control within the Company. On the other hand, we actively fulfill our corporate social responsibility by actively liaising with relevant organizations to provide supplies and donations to the heroes who are fighting the pandemic on the front line.

共抗新冠疫情

疫情無情，人間有愛；抗擊疫情，共克時艱。自COVID-19疫情發生以來，我們一直密切關注疫情進展，一方面以高度的社會責任感積極支持和配合政府行動，做好企業內部的各項疫情防控工作；另一方面積極聯絡相關組織機構，為奮戰在抗疫一線的英雄們提供物資幫助及捐款，積極履行企業社會責任。



Donation certification and photo of pandemic prevention materials at the COVID-19 Pandemic Prevention and Control Headquarter in Yutang Street
玉塘街道新冠疫情防控指挥部防疫物資捐贈證書、捐贈合影



Donation to Hải Phòng City, Vietnam in the "Prevention of COVID-19 Pandemic Together" donation activity
「一起防備肺炎瘟疫」捐款活動，向越南海防市捐贈資金

ENVIRONMENTAL, SOCIAL AND GOVERNANCE REPORT

環境、社會及管治報告

HONORS AND RECOGNITION

榮譽與認可

Number 序號	Award 獎項	Awarded by 頒獎單位	Recipient 獲獎公司	Date of Award 頒獎日期
1	adidas Quality Award 2020	adidas North Asia 阿迪達斯(adidas)北亞洲	Regina Miracle Intimate Apparel (Shenzhen) Co., Ltd 麗晶維珍妮內衣(深圳)有限公司	March 2021 2021年3月
2	adidas Innovation Award 2020	adidas North Asia 阿迪達斯(adidas)北亞洲	Regina Miracle Intimate Apparel (Shenzhen) Co., Ltd 麗晶維珍妮內衣(深圳)有限公司	March 2021 2021年3月
3	Certificate of Contribution 2019-2020 – Excellent contributions towards the social insurance policy 2019-2020年年度突出貢獻獎—表彰對社保工作的貢獻	Vietnam Social Insurance Agency 越南社保局	Regina Miracle International (Vietnam) Co., Ltd 維珍妮國際(越南)有限公司	January 2021 2021年1月
4	Certificate of Contribution 2020 – Excellent contributions towards the socio-economic development of Hải Phòng City 2020年年度突出貢獻獎—表彰對海防市社會經濟發展的貢獻	Hải Phòng City People’s Committee 海防市人民委員會	Regina Miracle International (Vietnam) Co., Ltd 維珍妮國際(越南)有限公司	January 2021 2021年1月
5	Donation Certification of Shuguang Education Funding Activity of RMB300,000 「曙光」助學項目捐贈人民幣叁拾萬元整捐助證書	Guangming New District Charity Association, Shenzhen, the People’s Republic of China 中華人民共和國深圳市光明區慈善會	Regina Miracle Intimate Apparel (Shenzhen) Co., Ltd 麗晶維珍妮內衣(深圳)有限公司	December 2020 2020年12月
6	Green Factory 綠色工廠	Ministry of Industry and Information Technology of the People’s Republic of China 中華人民共和國工業和信息化部	Regina Miracle Intimate Apparel (Shenzhen) Co., Ltd 麗晶維珍妮內衣(深圳)有限公司	October 2020 2020年10月

ENVIRONMENTAL, SOCIAL AND GOVERNANCE REPORT

環境、社會及管治報告

Number 序號	Award 獎項	Awarded by 頒獎單位	Recipient 獲獎公司	Date of Award 頒獎日期
7	Yutang Street Donation Certification for COVID-19 Pandemic 2020 2020年玉塘街道新冠狀病肺炎疫情捐贈證書	COVID-19 Epidemic Prevention and Control Headquarter in Yutang Street, Shenzhen, the People's Republic of China 中華人民共和國深圳市玉塘街道新冠狀病肺炎疫情防控指揮部	Regina Miracle Intimate Apparel (Shenzhen) Co., Ltd 麗晶維珍妮內衣(深圳)有限公司	September 2020 2020年9月
8	Guangxi Helping Project donated a special fund of RMB100,000 廣西幫扶項目捐贈專項資金10萬元	Shenzhen Guangming District General Chamber of Commerce of the People's Republic of China 中華人民共和國深圳市光明區總商會	Regina Miracle Intimate Apparel (Shenzhen) Co., Ltd 麗晶維珍妮內衣(深圳)有限公司	July 2020 2020年7月
9	Shenzhen Guangming District Top 10 Import and Export Enterprises in 2019 深圳市光明區2019年度進出口十強企業	Guangming District People's Government of Shenzhen of the People's Republic of China 中華人民共和國深圳市光明區人民政府	Regina Miracle Intimate Apparel (Shenzhen) Co., Ltd 麗晶維珍妮內衣(深圳)有限公司	May 2020 2020年5月
10	Certificate of "Advanced Model Unit for Civilian Participation in Fire Prevention Operations 2020" 「2020年全民參與防火行動先進典型單位」證書	Hài Phòng Public Security Department of Socialist Republic of Vietnam 越南社會主義共和國海防市公安局	Regina Miracle International (Vietnam) Co., Ltd 維珍妮國際(越南)有限公司	May 2020 2020年5月
11	The First Prize of "Good Students of Student Hygiene and Traffic Safety 2020" 「2020年學生安全衛生和交通安全好學生」一等獎	Trade unions of Hài Phòng Economic Zone of Socialist Republic of Vietnam 越南社會主義共和國海防市經濟區工會	Regina Miracle International (Vietnam) Co., Ltd 維珍妮國際(越南)有限公司	May 2020 2020年5月

INDEPENDENT AUDITOR'S REPORT

獨立核數師報告



To the Shareholders of Regina Miracle International (Holdings) Limited
(incorporated in the Cayman Islands with limited liability)

OPINION

What we have audited

The consolidated financial statements of Regina Miracle International (Holdings) Limited (the "Company") and its subsidiaries (the "Group") set out on pages 165 to 251, which comprise:

- the consolidated balance sheet as at 31 March 2021;
- the consolidated income statement for the year then ended;
- the consolidated statement of comprehensive income for the year then ended;
- the consolidated statement of changes in equity for the year then ended;
- the consolidated statement of cash flows for the year then ended; and
- the notes to the consolidated financial statements, which include a summary of significant accounting policies.

羅兵咸永道

致維珍妮國際(控股)有限公司股東

(於開曼群島註冊成立的有限公司)

意見

我們已審計的內容

維珍妮國際(控股)有限公司(以下簡稱「貴公司」)及其附屬公司(以下統稱「貴集團」)列載於第165至251頁的綜合財務報表，包括：

- 於2021年3月31日的綜合資產負債表；
- 截至該日止年度的綜合損益表；
- 截至該日止年度的綜合全面收益表；
- 截至該日止年度的綜合權益變動表；
- 截至該日止年度的綜合現金流量表；及
- 綜合財務報表附註，包括主要會計政策概要。

INDEPENDENT AUDITOR'S REPORT

獨立核數師報告

OPINION (Continued)

Our opinion

In our opinion, the consolidated financial statements give a true and fair view of the consolidated financial position of the Group as at 31 March 2021, and of its consolidated financial performance and its consolidated cash flows for the year then ended in accordance with Hong Kong Financial Reporting Standards ("HKFRSs") issued by the Hong Kong Institute of Certified Public Accountants ("HKICPA") and have been properly prepared in compliance with the disclosure requirements of the Hong Kong Companies Ordinance.

BASIS FOR OPINION

We conducted our audit in accordance with Hong Kong Standards on Auditing ("HKSAs") issued by the HKICPA. Our responsibilities under those standards are further described in the Auditor's Responsibilities for the Audit of the Consolidated Financial Statements section of our report.

We believe that the audit evidence we have obtained is sufficient and appropriate to provide a basis for our opinion.

Independence

We are independent of the Group in accordance with the HKICPA's Code of Ethics for Professional Accountants ("the Code"), and we have fulfilled our other ethical responsibilities in accordance with the Code.

KEY AUDIT MATTERS

Key audit matters are those matters that, in our professional judgement, were of most significance in our audit of the consolidated financial statements of the current period. These matters were addressed in the context of our audit of the consolidated financial statements as a whole, and in forming our opinion thereon, and we do not provide a separate opinion on these matters.

Key audit matter identified in our audit is related to provision for inventories.

意見(續)

我們的意見

我們認為，該等綜合財務報表已根據香港會計師公會頒佈的《香港財務報告準則》真實而中肯地反映了 貴集團於2021年3月31日的綜合財務狀況及其截至該日止年度的綜合財務表現及綜合現金流量，並已遵照香港《公司條例》的披露規定妥為擬備。

意見的基礎

我們已根據香港會計師公會頒佈的《香港審計準則》進行審計。我們在該等準則下承擔的責任已在本報告「核數師就審計綜合財務報表承擔的責任」部分中作進一步闡述。

我們相信，我們所獲得的審計憑證能充足及適當地為我們的審計意見提供基礎。

獨立性

根據香港會計師公會頒佈的《專業會計師道德守則》(以下簡稱「守則」)，我們獨立於 貴集團，並已履行守則中的其他專業道德責任。

關鍵審計事項

關鍵審計事項是根據我們的專業判斷，認為對本期綜合財務報表的審計最為重要的事項。這些事項是在我們審計整體綜合財務報表及出具意見時進行處理的，我們不會對這些事項提供單獨的意見。

我們在審計中識別的關鍵審計事項與存貨撥備有關。

INDEPENDENT AUDITOR'S REPORT

獨立核數師報告

KEY AUDIT MATTERS (Continued)

關鍵審計事項(續)

Key Audit Matter 關鍵審計事項	How our audit addressed the Key Audit Matter 我們的審計如何處理關鍵審計事項
<p>Provision for inventories 存貨撥備</p> <p>Refer to Note 18 "Inventories" and Note 4(a) "Critical accounting estimates and judgements – Net realisable value of inventories" to the consolidated financial statements.</p> <p>At 31 March 2021, the Group held inventories of HK\$1,248,519,000 and the provision for obsolete or slow moving inventories was HK\$2,890,000. Inventories are stated at the lower of cost and net realisable value in the consolidated financial statements.</p> <p>Management assesses the provision for obsolete or slow moving inventories at each period end based on their consideration of obsolescence and the net realisable value of inventories. The determination of estimated selling price less cost to sell requires the use of significant judgement and estimates, including consideration of condition of products, latest selling price, expectation of future sales orders and market trends and customer demands.</p> <p>請參閱綜合財務報表附註18「存貨」及附註4(a)「主要會計估計及判斷 — 存貨可變現淨值」。</p> <p>於2021年3月31日，貴集團持有的存貨為港幣1,248,519,000元，陳舊或滯銷存貨撥備為港幣2,890,000元。存貨按成本及可變現淨值兩者的較低者於綜合財務報表列賬。</p> <p>管理層基於對存貨陳舊程度及其可變現淨值的考慮，於各期末對陳舊或滯銷存貨的撥備進行評估。確定預計售價減銷售成本需要使用重大判斷和估計，包括對產品狀況、最近期售價、未來銷售訂單的預期、市場趨勢及客戶需求的考慮。</p>	<p>Our key procedures in relation to management's assessment of the provision for obsolete or slow moving inventory included:</p> <ul style="list-style-type: none">– Understanding, evaluating and validating the key controls over management's estimation of provision for inventories and assessing the inherent risk of material misstatement by considering the degree of estimation uncertainty and level of other inherent risk factors;– Assessing the reasonableness of provision for inventories and evaluating the key assumptions and estimates applied by management for making such provision;– Testing, on a sample basis, the net realisable value of selected inventory items, by comparing the carrying amount of inventory items against its selling price during the year and subsequent to the year end to identify inventories with net realisable value lower than their carrying amount; <p>我們就管理層對陳舊或滯銷存貨撥備所作評估執行的關鍵程序包括：</p> <ul style="list-style-type: none">– 了解、評估及核實有關管理層估計存貨減值撥備的關鍵控制措施，並通過考慮估計不確定性的程度及其他固有風險因素的水平，評估重大錯誤陳述的固有風險；– 評估存貨撥備的合理性及評價管理層所採用作出有關撥備的假設及估計；– 採用抽樣方式對比存貨項目的賬面值與其於年內或年末後的售價，對所選存貨項目的可變現淨值進行測試，以識別可變現淨值低於其賬面值的存貨；

INDEPENDENT AUDITOR'S REPORT

獨立核數師報告

KEY AUDIT MATTERS (Continued)

關鍵審計事項(續)

Key Audit Matter 關鍵審計事項	How our audit addressed the Key Audit Matter 我們的審計如何處理關鍵審計事項
We focused on this area due to the significance of the balance, significant management judgement and estimates involved in determining the provision for obsolete or slow moving inventories.	<ul style="list-style-type: none">– Testing, on a sample basis, the accuracy of the ageing profile of individual inventory items by checking to the supporting documents such as goods receipt notes; and– Testing, on a sample basis, long aged inventory for subsequent sales or usage after year end and reperforming the calculation for the provision. <p>We found that management's assessment of the provision for obsolete or slow moving inventory was supported by the available audit evidence.</p>
我們專注於此範疇乃由於結餘重大及確定陳舊或滯銷存貨撥備時涉及重大管理層判斷和估計。	<ul style="list-style-type: none">– 採用抽樣方式對個別存貨項目賬齡概況的準確性進行測試，方式為查核商品收據等證明文件；及– 採用抽樣方式對賬齡較長的存貨的年末後銷售或使用進行測試，並重新計算其撥備。 <p>我們發現管理層對陳舊或滯銷存貨撥備的評估有可得審計證據支持。</p>

OTHER INFORMATION

其他信息

The directors of the Company are responsible for the other information. The other information comprises all of the information included in the annual report other than the consolidated financial statements and our auditor's report thereon.

貴公司董事須對其他信息負責。其他信息包括年報內的所有信息，但不包括綜合財務報表及我們的核數師報告。

Our opinion on the consolidated financial statements does not cover the other information and we do not express any form of assurance conclusion thereon.

我們對綜合財務報表的意見並不涵蓋其他信息，我們亦不對該等其他信息發表任何形式的鑒證結論。

In connection with our audit of the consolidated financial statements, our responsibility is to read the other information and, in doing so, consider whether the other information is materially inconsistent with the consolidated financial statements or our knowledge obtained in the audit or otherwise appears to be materially misstated.

結合我們對綜合財務報表的審計，我們的責任是閱讀其他信息，在此過程中，考慮其他信息是否與綜合財務報表或我們在審計過程中所了解的情況存在重大抵觸或者似乎存在重大錯誤陳述的情況。

INDEPENDENT AUDITOR'S REPORT

獨立核數師報告

OTHER INFORMATION (Continued)

If, based on the work we have performed, we conclude that there is a material misstatement of this other information, we are required to report that fact. We have nothing to report in this regard.

RESPONSIBILITIES OF DIRECTORS AND THE AUDIT COMMITTEE FOR THE CONSOLIDATED FINANCIAL STATEMENTS

The directors of the Company are responsible for the preparation of the consolidated financial statements that give a true and fair view in accordance with HKFRSs issued by the HKICPA and the disclosure requirements of the Hong Kong Companies Ordinance, and for such internal control as the directors determine is necessary to enable the preparation of consolidated financial statements that are free from material misstatement, whether due to fraud or error.

In preparing the consolidated financial statements, the directors are responsible for assessing the Group's ability to continue as a going concern, disclosing, as applicable, matters related to going concern and using the going concern basis of accounting unless the directors either intend to liquidate the Group or to cease operations, or have no realistic alternative but to do so.

The Audit Committee is responsible for overseeing the Group's financial reporting process.

AUDITOR'S RESPONSIBILITIES FOR THE AUDIT OF THE CONSOLIDATED FINANCIAL STATEMENTS

Our objectives are to obtain reasonable assurance about whether the consolidated financial statements as a whole are free from material misstatement, whether due to fraud or error, and to issue an auditor's report that includes our opinion. We report our opinion solely to you, as a body, and for no other purpose. We do not assume responsibility towards or accept liability to any other person for the contents of this report. Reasonable assurance is a high level of assurance, but is not a guarantee that an audit conducted in accordance with HKSAs will always detect a material misstatement when it exists. Misstatements can arise from fraud or error and are considered material if, individually or in the aggregate, they could reasonably be expected to influence the economic decisions of users taken on the basis of these consolidated financial statements.

其他信息(續)

基於我們已執行的工作，如果我們認為其他信息存在重大錯誤陳述，我們需要報告該事實。在這方面，我們並無任何事項須報告。

董事及審核委員會就綜合財務報表須承擔的責任

貴公司董事須負責根據香港會計師公會頒佈的《香港財務報告準則》及香港《公司條例》的披露規定擬備真實而中肯的綜合財務報表，並對其認為為使綜合財務報表的擬備不存在由於欺詐或錯誤而導致的重大錯誤陳述所需的內部控制負責。

在擬備綜合財務報表時，董事負責評估貴集團持續經營的能力，並在適用情況下披露與持續經營有關的事項，以及使用持續經營為會計基礎，除非董事有意將貴集團清盤或停止經營，或別無其他實際的代替方案。

審核委員會須負責監督貴集團的財務報告過程。

核數師就審計綜合財務報表承擔的責任

我們的目標，是對綜合財務報表整體是否存在由於欺詐或錯誤而導致的重大錯誤陳述取得合理保證，並出具包括我們意見的核數師報告。我們僅向閣下(作為整體)報告我們的意見，除此之外本報告別無其他目的。我們不會就本報告的內容向任何其他人士負責或承擔任何責任。合理保證是高水平的保證，但不能保證按照《香港審計準則》進行的審計，在某一重大錯誤陳述存在時總能發現。錯誤陳述可以由欺詐或錯誤引起，如果合理預期它們單獨或滙總起來可能影響綜合財務報表使用者依賴綜合財務報表所作出的經濟決定，則有關的錯誤陳述可被視作重大。

INDEPENDENT AUDITOR'S REPORT

獨立核數師報告

AUDITOR'S RESPONSIBILITIES FOR THE AUDIT OF THE CONSOLIDATED FINANCIAL STATEMENTS (Continued)

As part of an audit in accordance with HKSAAs, we exercise professional judgment and maintain professional scepticism throughout the audit. We also:

- Identify and assess the risks of material misstatement of the consolidated financial statements, whether due to fraud or error, design and perform audit procedures responsive to those risks, and obtain audit evidence that is sufficient and appropriate to provide a basis for our opinion. The risk of not detecting a material misstatement resulting from fraud is higher than for one resulting from error, as fraud may involve collusion, forgery, intentional omissions, misrepresentations, or the override of internal control.
- Obtain an understanding of internal control relevant to the audit in order to design audit procedures that are appropriate in the circumstances, but not for the purpose of expressing an opinion on the effectiveness of the Group's internal control.
- Evaluate the appropriateness of accounting policies used and the reasonableness of accounting estimates and related disclosures made by the directors.
- Conclude on the appropriateness of the directors' use of the going concern basis of accounting and, based on the audit evidence obtained, whether a material uncertainty exists related to events or conditions that may cast significant doubt on the Group's ability to continue as a going concern. If we conclude that a material uncertainty exists, we are required to draw attention in our auditor's report to the related disclosures in the consolidated financial statements or, if such disclosures are inadequate, to modify our opinion. Our conclusions are based on the audit evidence obtained up to the date of our auditor's report. However, future events or conditions may cause the Group to cease to continue as a going concern.

核數師就審計綜合財務報表承擔的責任(續)

在根據《香港審計準則》進行審計的過程中，我們運用了專業判斷，保持了專業懷疑態度。我們亦：

- 識別和評估由於欺詐或錯誤而導致綜合財務報表存在重大錯誤陳述的風險，設計及執行審計程序以應對這些風險，以及獲取充足和適當的審計憑證，作為我們意見的基礎。由於欺詐可能涉及串謀、偽造、蓄意遺漏、虛假陳述，或凌駕於內部控制之上，因此未能發現因欺詐而導致的重大錯誤陳述的風險高於未能發現因錯誤而導致的重大錯誤陳述的風險。
- 了解與審計相關的內部控制，以設計在各種情況下適當的審計程序，但目的並非對貴集團內部控制的有效性發表意見。
- 評價董事所採用會計政策的恰當性及所作出會計估計和相關披露的合理性。
- 對董事採用持續經營會計基礎的恰當性作出結論，並根據所獲取的審計憑證，確定是否存在與事項或情況有關的重大不確定性，從而可能導致對貴集團的持續經營能力產生重大疑慮。如果我們認為存在重大不確定性，則有必要在核數師報告中提請使用者注意綜合財務報表中的相關披露，假若有關的披露不足，則我們應當發表非無保留意見。我們的結論是基於核數師報告日止所取得的審計憑證。然而，未來事項或情況可能導致貴集團不能持續經營。

INDEPENDENT AUDITOR'S REPORT

獨立核數師報告

AUDITOR'S RESPONSIBILITIES FOR THE AUDIT OF THE CONSOLIDATED FINANCIAL STATEMENTS (Continued)

- Evaluate the overall presentation, structure and content of the consolidated financial statements, including the disclosures, and whether the consolidated financial statements represent the underlying transactions and events in a manner that achieves fair presentation.
- Obtain sufficient appropriate audit evidence regarding the financial information of the entities or business activities within the Group to express an opinion on the consolidated financial statements. We are responsible for the direction, supervision and performance of the group audit. We remain solely responsible for our audit opinion.

We communicate with the Audit Committee regarding, among other matters, the planned scope and timing of the audit and significant audit findings, including any significant deficiencies in internal control that we identify during our audit.

We also provide the Audit Committee with a statement that we have complied with relevant ethical requirements regarding independence, and to communicate with them all relationships and other matters that may reasonably be thought to bear on our independence, and where applicable, actions taken to eliminate threats or safeguards applied.

From the matters communicated with the Audit Committee, we determine those matters that were of most significance in the audit of the consolidated financial statements of the current period and are therefore the key audit matters. We describe these matters in our auditor's report unless law or regulation precludes public disclosure about the matter or when, in extremely rare circumstances, we determine that a matter should not be communicated in our report because the adverse consequences of doing so would reasonably be expected to outweigh the public interest benefits of such communication.

The engagement partner on the audit resulting in this independent auditor's report is Chan Kam Chiu, Raymond.

PricewaterhouseCoopers
Certified Public Accountants

Hong Kong, 30 June 2021

核數師就審計綜合財務報表承 擔的責任(續)

- 評價綜合財務報表的整體列報方式、結構和內容，包括披露，以及綜合財務報表是否中肯反映交易和事項。
- 就 貴集團內實體或業務活動的財務信息獲取充足、適當的審計憑證，以便對綜合財務報表發表意見。我們負責 貴集團審計的方向、監督和執行。我們為審計意見承擔全部責任。

除其他事項外，我們與審核委員會溝通了計劃的審計範圍、時間安排、重大審計發現等，包括我們在審計中識別出內部控制的任何重大缺陷。

我們還向審核委員會提交聲明，說明我們已符合有關獨立性的相關專業道德要求，並與他們溝通有可能合理地被認為會影響我們獨立性的所有關係和其他事項，以及在適用的情況下，用以消除對獨立性產生威脅的行動或採取的防範措施。

從與審核委員會溝通的事項中，我們確定哪些事項對本期綜合財務報表的審計最為重要，因而構成關鍵審計事項。我們在核數師報告中描述這些事項，除非法律法規不允許公開披露這些事項，或在極端罕見的情況下，如果合理預期在我們報告中溝通某事項造成的負面後果超過產生的公眾利益，我們決定不應在報告中溝通該事項。

出具本獨立核數師報告的審計項目合夥人是陳錦釗。

羅兵咸永道會計師事務所
執業會計師

香港，2021年6月30日

CONSOLIDATED INCOME STATEMENT

綜合損益表

For the year ended 31 March 2021 截至2021年3月31日止年度

		Note	2021 2021年 HK\$'000 港幣千元	2020 2020年 HK\$'000 港幣千元
		附註		
Revenue	收入	5	5,974,290	6,341,010
Cost of sales	銷售成本	7	(4,736,337)	(4,900,279)
Gross profit	毛利		1,237,953	1,440,731
Other income and other gains	其他收入及其他收益	6	48,065	65,880
Distribution and selling expenses	分銷及銷售開支	7	(139,494)	(164,533)
General and administrative expenses	一般及行政開支	7	(630,903)	(664,527)
Research and development costs	研發成本	7	(199,968)	(203,911)
Other operating expenses	其他經營開支	7	(49,738)	–
Operating profit	經營溢利		265,915	473,640
Finance income	財務收入	9	1,826	2,281
Finance costs	財務成本	9	(123,556)	(162,819)
Finance costs, net	財務成本淨額		(121,730)	(160,538)
Share of net profit of an associate accounted for using the equity method	使用權益法入賬的應佔 一間聯營公司純利	17	2,515	–
Profit before income tax	除所得稅前溢利		146,700	313,102
Income tax expense	所得稅開支	11	(21,185)	(23,149)
Profit for the year attributable to owners of the Company	年內本公司擁有人 應佔溢利		125,515	289,953
Earnings per share for profit attributable to owners of the Company (expressed in HK cents per share)	本公司擁有人應佔 溢利的每股盈利 (以每股港仙呈列)			
– Basic and diluted	– 基本及攤薄	12	10.3	23.7

The above consolidated income statement should be read in conjunction with the accompanying notes.

上述綜合損益表應與隨附附註一併閱讀。

CONSOLIDATED STATEMENT OF COMPREHENSIVE INCOME

綜合全面收益表

For the year ended 31 March 2021 截至2021年3月31日止年度

	Note 附註	2021 2021年 HK\$'000 港幣千元	2020 2020年 HK\$'000 港幣千元
Profit for the year		125,515	289,953
Other comprehensive income/(loss): <i>Items that have been reclassified or may be subsequently reclassified to profit or loss</i>			
Currency translation differences		66,633	(203,332)
Fair value gain on insurance policy investments	16	8,377	5,540
Fair value change on trade receivables carried at fair value through other comprehensive income ("FVOCI")		(16,506)	(30,192)
Reclassification of trade receivables at FVOCI reserve to factoring interests and charges upon disposals		17,311	30,181
Other comprehensive income/(loss) for the year, net of tax		75,815	(197,803)
Total comprehensive income attributable to owners of the Company		201,330	92,150

The above consolidated statement of comprehensive income should be read in conjunction with the accompanying notes.

上述綜合全面收益表應與隨附附註一併閱讀。

CONSOLIDATED BALANCE SHEET

綜合資產負債表

As at 31 March 2021 於2021年3月31日

		Note	2021 2021年 HK\$'000 港幣千元	2020 2020年 HK\$'000 港幣千元
		附註		
ASSETS	資產			
Non-current assets	非流動資產			
Property, plant and equipment	物業、廠房及設備	13	4,674,481	4,611,413
Right-of-use assets	使用權資產	14	463,105	466,590
Intangible assets	無形資產	15	43,663	47,923
Insurance policy investments	保單投資	16	190,359	130,110
Investment in an associate	於一間聯營公司的投資	17	11,715	–
Deposits and prepayments	按金及預付款項	20	111,255	26,470
Deferred income tax assets	遞延所得稅資產	25	17,296	6,348
			5,511,874	5,288,854
Current assets	流動資產			
Inventories	存貨	18	1,245,629	1,096,605
Trade receivables	貿易應收賬款	19	1,093,022	718,896
Deposits, prepayments and other receivables	按金、預付款項及其他應收款項	20	48,115	43,041
Tax recoverable	可收回稅項		3,510	16
Restricted bank deposits	受限制銀行存款	21	6,906	–
Cash and cash equivalents	現金及現金等價物	21	827,980	587,616
			3,225,162	2,446,174
Total assets	資產總值		8,737,036	7,735,028
EQUITY	權益			
Equity attributable to owners of the Company	本公司擁有人應佔權益			
Share capital	股本	22	95,247	95,247
Reserves	儲備	23	2,975,108	2,822,748
Total equity	權益總額		3,070,355	2,917,995

The above consolidated balance sheet should be read in conjunction with the accompanying notes.

上述綜合資產負債表應與隨附附註一併閱讀。

CONSOLIDATED BALANCE SHEET

綜合資產負債表

As at 31 March 2021 於2021年3月31日

		Note	2021	2020
		附註	2021年	2020年
			HK\$'000	HK\$'000
			港幣千元	港幣千元
LIABILITIES	負債			
Non-current liabilities	非流動負債			
Borrowings	借款	24	3,192,407	2,852,437
Other payables	其他應付款項	27	24,155	12,792
Lease liabilities	租賃負債	14	78,165	63,129
Deferred income tax liabilities	遞延所得稅負債	25	22,162	4,039
			3,316,889	2,932,397
Current liabilities	流動負債			
Trade payables	貿易應付賬款	26	424,758	385,300
Accruals and other payables	應計費用及其他應付款項	27	671,267	655,706
Lease liabilities	租賃負債	14	68,598	99,701
Borrowings	借款	24	1,176,484	737,568
Current income tax liabilities	即期所得稅負債		8,685	6,361
			2,349,792	1,884,636
Total liabilities	負債總額		5,666,681	4,817,033
Total equity and liabilities	權益及負債總額		8,737,036	7,735,028

The above consolidated balance sheet should be read in conjunction with the accompanying notes.

上述綜合資產負債表應與隨附附註一併閱讀。

The consolidated financial statements on pages 165 to 251 were approved by the Board of Directors on 30 June 2021 and were signed on its behalf.

第165至251頁的綜合財務報表已於2021年6月30日經董事會批准並代表簽署。

Hung Yau Lit
洪游歷
Chairman
主席

Antony Yiu
姚嘉駿
Director
董事

CONSOLIDATED STATEMENT OF CHANGES IN EQUITY

綜合權益變動表

For the year ended 31 March 2021 截至2021年3月31日止年度

		Attributable to owners of the Company 本公司擁有人應佔		
		Share capital 股本 HK\$'000 港幣千元	Reserves 儲備 HK\$'000 港幣千元	Total 總計 HK\$'000 港幣千元
As at 1 April 2019	於2019年4月1日	95,247	2,826,090	2,921,337
Profit for the year	年內溢利	–	289,953	289,953
Other comprehensive (loss)/ income	其他全面(虧損)/收入			
Currency translation differences	貨幣換算差額	–	(203,332)	(203,332)
Fair value gain on insurance policy investments	保單投資的公平值收益	–	5,540	5,540
Fair value change on trade receivables carried at FVOCI	按公平值計入其他全面收入列賬的貿易應收賬款的公平值變動	–	(30,192)	(30,192)
Reclassification of trade receivables at FVOCI reserve to factoring interests and charges upon disposals	於出售後將按公平值計入其他全面收入的貿易應收賬款儲備重新分類至保理利息及費用	–	30,181	30,181
Total comprehensive income for the year	年內全面收入總額	–	92,150	92,150
Transaction with owners of the Company	與本公司擁有人交易			
Dividends paid (Note 28)	已付股息(附註28)	–	(95,492)	(95,492)
As at 31 March 2020	於2020年3月31日	95,247	2,822,748	2,917,995
Balance as at 1 April 2020	於2020年4月1日的結餘	95,247	2,822,748	2,917,995
Profit for the year	年內溢利	–	125,515	125,515
Other comprehensive income/(loss)	其他全面收入/(虧損)			
Currency translation differences	貨幣換算差額	–	66,633	66,633
Fair value gain on insurance policy investments	保單投資的公平值收益	–	8,377	8,377
Fair value change on trade receivables carried at FVOCI	按公平值計入其他全面收入列賬的貿易應收賬款的公平值變動	–	(16,506)	(16,506)
Reclassification of trade receivables at FVOCI reserve to factoring interests and charges upon disposals	於出售後將按公平值計入其他全面收入的貿易應收賬款儲備重新分類至保理利息及費用	–	17,311	17,311
Total comprehensive income for the year	年內全面收入總額	–	201,330	201,330
Transaction with owners of the Company	與本公司擁有人交易			
Dividends paid (Note 28)	已付股息(附註28)	–	(48,970)	(48,970)
As at 31 March 2021	於2021年3月31日	95,247	2,975,108	3,070,355

The consolidated statement of changes in equity should be read in conjunction with the accompanying notes.

綜合權益變動表應與隨附附註一併閱讀。

CONSOLIDATED STATEMENT OF CASH FLOWS

綜合現金流量表

For the year ended 31 March 2021 截至2021年3月31日止年度

		Note	2021 2021年 HK\$'000 港幣千元	2020 2020年 HK\$'000 港幣千元
		附註		
Cash flows from operating activities	經營活動所得現金流量			
Cash generated from operations	經營業務所得現金	29(a)	459,846	779,762
Profits tax paid	繳納利得稅		(15,138)	(32,409)
Net cash generated from operating activities	經營活動所得現金淨額		444,708	747,353
Cash flows from investing activities	投資活動所得現金流量			
Purchase of property, plant and equipment	購買物業、廠房及設備		(538,558)	(797,065)
Prepayments for purchase of property, plant and equipment and intangible assets	購買物業、廠房及設備以及無形資產的預付款項		(87,733)	(19,014)
Acquisition of right-of-use assets (Leasehold land and land use rights)	收購使用權資產(租賃土地及土地使用權)		(15,773)	(20,946)
Prepayments for right-of-use assets (Leasehold land and land use rights)	使用權資產(租賃土地及土地使用權)的預付款項		(16,495)	–
Purchase of intangible assets	購買無形資產		(4,467)	(8,552)
Purchase of insurance policy investments	購買保單投資	16	(51,872)	(49,046)
Proceeds from disposal of insurance policy investments	出售保單投資所得款項		–	686
Proceeds from disposal of property, plant and equipment	出售物業、廠房及設備所得款項	29(b)	2,356	2,381
Refund from prepayments for acquisition of right-of-use assets (Leasehold land and land use rights)	收購使用權資產(租賃土地及土地使用權)的預付款項的退款		–	43,312
Investment in an associate, net	於一間聯營公司的投資淨額		(9,200)	–
Increase in restricted bank deposits	受限制銀行存款增加		(6,906)	–
Interest received	已收利息		1,826	2,281
Net cash used in investing activities	投資活動所用現金淨額		(726,822)	(845,963)

CONSOLIDATED STATEMENT OF CASH FLOWS

綜合現金流量表

For the year ended 31 March 2021 截至2021年3月31日止年度

			2021	2020
		Note	2021年	2020年
		附註	HK\$'000	HK\$'000
			港幣千元	港幣千元
Cash flows from financing activities	融資活動所得現金流量			
Proceeds from new borrowings	新增借款所得款項	29 (c)	2,434,385	2,195,967
Repayments of borrowings	償還借款	29 (c)	(1,655,499)	(1,630,060)
Principal elements of lease payments	租賃付款的本金部分	29 (c)	(92,766)	(73,805)
Interest paid	已付利息		(126,275)	(162,819)
Dividends paid	已付股息		(48,970)	(95,492)
Net cash generated from financing activities	融資活動所得現金淨額		510,875	233,791
Net increase in cash and cash equivalents	現金及現金等價物增加淨額		228,761	135,181
Cash and cash equivalents at beginning of the year	年初現金及現金等價物		587,616	466,436
Effects of exchange rate changes on cash and cash equivalents	匯率變動對現金及現金等價物的影響		11,603	(14,001)
Cash and cash equivalents at end of the year	年末現金及現金等價物	21	827,980	587,616

The consolidated statement of cash flows should be read in conjunction with the accompanying notes.

綜合現金流量表應與隨附附註一併閱讀。

NOTES TO THE CONSOLIDATED FINANCIAL STATEMENTS

綜合財務報表附註

1 GENERAL INFORMATION

Regina Miracle International (Holdings) Limited (the “Company”) was incorporated in the Cayman Islands on 21 September 2010 as an exempted company with limited liability under the Companies Law (2010 Revision) of the Cayman Islands. The Company has its primary listing on The Stock Exchange of Hong Kong Limited. The address of the Company’s registered office is Cricket Square, Hutchins Drive, P.O. Box 2681, Grand Cayman KY1-1111, Cayman Islands.

The Company is an investment holding company. The Company and its subsidiaries (together the “Group”) are principally engaged in the manufacturing and trading of bras, intimate wear, bra pads, other molded products, functional sports products and pandemic prevention products.

These consolidated financial statements are presented in thousands of Hong Kong Dollar (“HK\$’000”), unless otherwise stated.

2 SUMMARY OF SIGNIFICANT ACCOUNTING POLICIES

The principal accounting policies applied in the preparation of these consolidated financial statements are set out below. These policies have been consistently applied to all the years presented, unless otherwise stated.

2.1 Basis of preparation

These consolidated financial statements of the Group have been prepared in accordance with Hong Kong Financial Reporting Standards (“HKFRS”) and the disclosure requirements of the Hong Kong Companies Ordinance Cap. 622. These consolidated financial statements have been prepared under the historical cost convention, as modified by the revaluation of trade receivables carried at FVOCI and insurance policy investments which are carried at fair values.

The preparation of these consolidated financial statements in conformity with HKFRS requires the use of certain critical accounting estimates. It also requires management to exercise its judgement in the process of applying the Group’s accounting policies. The areas involving a higher degree of judgement or complexity or areas when assumptions and estimates are significant to the consolidated financial statements are disclosed in Note 4.

1 一般資料

維珍妮國際(控股)有限公司(「本公司」)於2010年9月21日根據開曼群島公司法(2010年修訂本)在開曼群島註冊成立為獲豁免有限公司。本公司的第一上市地為香港聯合交易所有限公司。本公司註冊辦事處的地址為Cricket Square, Hutchins Drive, P.O. Box 2681, Grand Cayman KY1-1111, Cayman Islands。

本公司為投資控股公司。本公司及其附屬公司(統稱「本集團」)主要從事生產及買賣胸圍、貼身內衣、胸杯、其他模壓產品、功能性運動類產品及防疫產品。

除另有註明者外，該等綜合財務報表以港幣千元(「港幣千元」)列示。

2 主要會計政策概要

編製該等綜合財務報表所用的主要會計政策載列如下。除另有註明者外，該等政策於各呈列年度貫徹應用。

2.1 編製基準

本集團的該等綜合財務報表已按照香港財務報告準則(「香港財務報告準則」)及香港法例第622章《公司條例》的披露要求編製。該等綜合財務報表按歷史成本常規編製，並已就重估按公平值計入其他全面收入列賬的貿易應收賬款及按公平值列賬的保單投資作出修訂。

編製符合香港財務報告準則的該等綜合財務報表需要使用若干重要會計估計。這亦需要管理層在應用本集團的會計政策過程中作出其判斷。涉及較多判斷或較為複雜的範疇，或涉及對綜合財務報表作出重大假設和估計的範疇，均在附註4披露。

NOTES TO THE CONSOLIDATED FINANCIAL STATEMENTS

綜合財務報表附註

2 SUMMARY OF SIGNIFICANT ACCOUNTING POLICIES (Continued)

2.1 Basis of preparation (Continued)

(a) Amended standards and conceptual framework adopted by the Group

The Group has applied the following new and amended standards and new interpretation for the first time for their annual reporting period commencing 1 April 2020:

HKAS 1 and HKAS 8 (Amendment)	Definition of Material
HKFRS 3 (Amendment)	Definition of a Business
Amendments to HKAS 39, HKFRS 7 and HKFRS 9	Hedge accounting
Conceptual Framework for Financial Reporting 2018	Revised Conceptual Framework for Financial Reporting

The adoption of other amended standards and conceptual framework did not have any impact on the amounts recognised in prior periods and are not expected to significantly affect the current or future periods.

2 主要會計政策概要(續)

2.1 編製基準(續)

(a) 本集團採納的經修訂準則及概念框架

本集團已於2020年4月1日開始的年度報告期間首次應用下列新訂及經修訂準則以及新詮釋：

香港會計準則第1號及香港會計準則第8號(修訂本)	重大的定義
香港財務報告準則第3號(修訂本)	業務的定義
香港會計準則第39號、香港財務報告準則第7號及香港財務報告準則第9號的修訂	對沖會計處理
2018年度財務報告概念框架	財務報告概念框架的修訂

採納其他經修訂準則及概念框架並無對過往期間確認的金額有任何影響，且預期不會對當前或未來期間造成重大影響。

NOTES TO THE CONSOLIDATED FINANCIAL STATEMENTS

綜合財務報表附註

2 SUMMARY OF SIGNIFICANT ACCOUNTING POLICIES (Continued)

2.1 Basis of preparation (Continued)

(b) New and amended standards, interpretation and accounting guideline not yet adopted by the Group

The following new and amended standards and conceptual framework have been issued that are not mandatory for financial year ended 31 March 2021 and have not been early adopted by the Group:

HKFRS 16 (Amendment) 香港財務報告準則第16號(修訂本)	Covid-19-Related Rent Concessions 2019冠狀病毒病相關租金減免	1 June 2020 2020年6月1日
HKAS 39, HKFRS 4, HKFRS 7, HKFRS 9 and HKFRS 16 (Amendments) 香港會計準則第39號、香港財務報告 準則第4號、香港財務報告準則 第7號、香港財務報告準則第9號及 香港財務報告準則第16號(修訂本)	Interest Rate Benchmark Reform – Phase 2 利率基準改革 – 第二階段	1 April 2021 2021年4月1日
Annual Improvements Project (Amendments) 年度改進計劃(修訂本)	Annual Improvements to HKFRSs 2018-2020 香港財務報告準則2018年至2020年週期的年度改進	1 April 2022 2022年4月1日
HKFRS 3, HKAS 16 and HKAS 37 (Amendments) 香港財務報告準則第3號、香港會計 準則第16號及香港會計準則第37號 (修訂本)	Narrow-scope Amendments 狹窄範圍修訂	1 April 2022 2022年4月1日
AG 5 (Revised) 會計指引第5號(經修訂)	Revised Accounting Guideline 5 Merger Accounting for Common Control Combinations 經修訂會計指引第5號共同控制合併的合併會計法	1 April 2022 2022年4月1日
HKAS 1 (Amendment) 香港會計準則第1號(修訂本)	Classification of Liabilities as Current or Non-current 負債分類為流動或非流動	1 April 2023 2023年4月1日
HKFRS 17 香港財務報告準則第17號	Insurance Contracts and the related amendments 保險合約及相關修訂	1 April 2023 2023年4月1日
HK Int 5 (2020) 香港詮釋第5號(2020年)	Hong Kong Interpretation 5 (2020) Presentation of Financial Statements – Classification by the Borrower of a Term Loan that Contains a Repayment on Demand Clause (HK Int 5 (2020)) 香港詮釋第5號(2020年)財務報表的呈列 – 借款人對載有 按要求償還條文的定期貸款的分類(香港詮釋第5號 (2020年))	1 April 2023 2023年4月1日
HKFRS 10 and HKAS 28 (Amendment) 香港財務報告準則第10號及香港會計 準則第28號(修訂本)	Sale or Contribution of Assets between an Investor and its Associate or Joint Venture 投資者與其聯營公司或合營企業之間的資產出售或投入	To be determined 待釐定

These standards are not expected to have a material impact on the Group in the current or future reporting periods and on foreseeable future transactions.

2 主要會計政策概要(續)

2.1 編製基準(續)

(b) 本集團尚未採納的新訂及經修訂準則、詮釋以及會計指引

下列新訂及經修訂準則以及概念框架已頒佈，但毋須於截至2021年3月31日止財政年度強制應用，且本集團尚未提早採納：

預期該等準則於當前或未來報告期間不會對本集團及可預見未來交易產生重大影響。

NOTES TO THE CONSOLIDATED FINANCIAL STATEMENTS

綜合財務報表附註

2 SUMMARY OF SIGNIFICANT ACCOUNTING POLICIES (Continued)

2.2 Principles of consolidation and equity accounting

2.2.1 Subsidiaries

Subsidiaries are all entities over which the Group has control. The Group controls an entity when the Group is exposed to, or has rights to, variable returns from its involvement with the entity and has the ability to affect those returns through its power over the entity. Subsidiaries are fully consolidated from the date on which control is transferred to the Group. They are deconsolidated from the date that control ceases.

Inter-company transactions, balances, unrealised gains on transactions between group companies are eliminated. Unrealised losses are also eliminated unless the transactions provide evidence of an impairment of the transferred asset. Accounting policies of subsidiaries have been changed where necessary to ensure consistency with the policies adopted by the Group.

When the Group ceases to have control, any retained interest in the entity is re-measured to its fair value at the date when control is lost, with the change in carrying amount recognised in profit or loss. The fair value is the initial carrying amount for the purposes of subsequently accounting for the retained interest as an associate, joint venture or financial asset. In addition, any amounts previously recognised in other comprehensive income in respect of that entity are accounted for as if the Group had directly disposed of the related assets or liabilities. This may mean that amounts previously recognised in other comprehensive income are reclassified to profit or loss.

2.2.2 Associate

Associate is the entity over which the Group has significant influence but not control or joint control. This is generally the case where the Group holds between 20% and 50% of the voting rights. Investments in associates are accounted for using the equity method of accounting, after initially being recognised at cost.

2 主要會計政策概要(續)

2.2 綜合入賬原則及權益會計法

2.2.1 附屬公司

附屬公司為本集團對其有控制權的所有實體。若本集團具有承擔或享有參與有關實體所得可變回報的風險或權利，並能透過其在該實體的權力影響該等回報，即表示本集團對該實體具有控制權。附屬公司由控制權轉至本集團之日起全面綜合入賬，控制權終止之日停止綜合入賬。

集團內公司間的交易、結餘及集團內公司間的交易未變現盈利予以對銷。除非交易提供轉讓資產減值的證據，否則未變現虧損亦會對銷。附屬公司的會計政策已於必要時作出改變，以確保與本集團所採納的政策一致。

倘本集團失去控制權，於實體的任何保留權益按其失去控制權當日的公平值重新計量，有關賬面值變動在損益中確認。就其後入賬列作聯營公司、合資企業或金融資產的保留權益而言，公平值為初始賬面值。此外，將先前就該實體在其他全面收入中確認的任何金額入賬，猶如本集團已直接處置相關資產或負債。此可能意味先前在其他全面收入確認的金額重新分類至損益。

2.2.2 聯營公司

聯營公司為本集團對其有重大影響力而無控制權或共同控制權的實體。該情況通常為本集團持有20%至50%投票權。於聯營公司之投資初始按成本確認後以權益會計法入賬。

NOTES TO THE CONSOLIDATED FINANCIAL STATEMENTS

綜合財務報表附註

2 SUMMARY OF SIGNIFICANT ACCOUNTING POLICIES (Continued)

2.2 Principles of consolidation and equity accounting (Continued)

2.2.3 Equity method

Under the equity method of accounting, the investments are initially recognised at cost and adjusted thereafter to recognise the Group's share of the post-acquisition profits or losses of the investee in profit or loss, and the Group's share of movements in other comprehensive income of the investee in other comprehensive income. Dividends received or receivable from associates are recognised as a reduction in the carrying amount of the investment.

Where the Group's share of losses in an equity-accounted investment equals or exceeds its interest in the entity, including any other unsecured long-term receivables, the Group does not recognise further losses, unless it has incurred obligations or made payments on behalf of the other entity.

Unrealised gains on transactions between the Group and its associates are eliminated to the extent of the Group's interest in these entities. Unrealised losses are also eliminated unless the transaction provides evidence of an impairment of the asset transferred. Accounting policies of equity-accounted investees have been changed where necessary to ensure consistency with the policies adopted by the Group.

The carrying amount of equity-accounted investments is tested for impairment in accordance with the policy in Note 2.10.

2.3 Separate financial statements

Investments in subsidiaries are accounted for at cost less impairment. Cost includes direct attributable costs of investment. The results of subsidiaries are accounted for by the Company on the basis of dividend received and receivable.

Impairment testing of the investments in subsidiaries is required upon receiving a dividend from these investments if the dividend exceeds the total comprehensive income of the subsidiary in the period the dividend is declared or if the carrying amount of the investment in the separate financial statements exceeds the carrying amount in the consolidated financial statements of the investee's net assets including goodwill.

2 主要會計政策概要(續)

2.2 綜合入賬原則及權益會計法(續)

2.2.3 權益會計法

根據權益會計法，投資初步按成本確認，隨後予以調整以於損益確認本集團所佔被投資方收購後溢利或虧損及於其他全面收入確認本集團所佔被投資方其他全面收入變動。已收或應收聯營公司的股息乃確認為投資賬面值的減少。

當本集團分佔以權益法入賬投資的虧損等於或超過其應佔實體的權益(包括任何其他無抵押長期應收款項)時，本集團不再進一步確認虧損，除非本集團代表其他實體承擔義務或支付款項。

本集團及其聯營公司之間交易的未變現收益予以對銷，惟以本集團應佔該等實體的權益為限。未變現虧損亦予以對銷，但該交易有證據顯示所轉讓資產出現減值則作別論。以權益法入賬的被投資方的會計政策已按需要變更，以確保與本集團所採納政策貫徹一致。

以權益法入賬的投資的賬面值根據附註2.10的政策進行減值測試。

2.3 獨立財務報表

於附屬公司的投資按成本扣除減值列賬。成本包括投資直接應佔成本。附屬公司業績由本公司按已收及應收股息的基準入賬。

倘於附屬公司的投資產生的股息超過該等附屬公司於宣派股息期間的全面收入總額或倘投資於獨立財務報表內的賬面值超過投資對象資產淨值(包括商譽)於綜合財務報表內的賬面值，則於收到股息時須對該等投資進行減值測試。

NOTES TO THE CONSOLIDATED FINANCIAL STATEMENTS

綜合財務報表附註

2 SUMMARY OF SIGNIFICANT ACCOUNTING POLICIES (Continued)

2.4 Segment reporting

Operating segments are reported in a manner consistent with the internal reporting provided to the chief operating decision-maker. The chief operating decision-maker, who is responsible for allocating resources and assessing performance of the operating segments, has been identified as the executive directors of the Company that makes strategic decisions.

2.5 Foreign currency translation

(i) Functional and presentation currency

Items included in the financial statements of each of the Group's entities are measured using the currency of the primary economic environment in which the entity operates (the "functional currency"). The consolidated financial statements are presented in Hong Kong Dollar ("HK\$"), which is the Company's functional and the Group's presentation currency.

(ii) Transactions and balances

Foreign currency transactions are translated into the functional currency using the exchange rates prevailing at the dates of the transactions or valuation where items are re-measured. Foreign exchange gains and losses resulting from the settlement of such transactions and from the translation at year-end exchange rates of monetary assets and liabilities denominated in foreign currencies are recognised in the consolidated income statement.

(iii) Group companies

The results and financial position of all the Group's entities (none of which has the currency of a hyperinflationary economy), that have a functional currency different from the presentation currency are translated into the presentation currency as follows:

- (i) assets and liabilities for each balance sheet presented are translated at the closing rate at the date of that balance sheet;
- (ii) income and expenses for each income statement are translated at average exchange rates (unless this average is not a reasonable approximation of the cumulative effect of the rates prevailing on the transaction dates, in which case income and expenses are translated at the dates of the transactions); and
- (iii) all resulting exchange differences are recognised in other comprehensive income.

2 主要會計政策概要(續)

2.4 分部呈報

經營分部的呈報方式與向主要營運決策者提供的內部報告貫徹一致。主要營運決策者負責就經營分部分配資源及評估表現，並已識別為作出策略性決策的本公司執行董事。

2.5 外幣換算

(i) 功能及呈列貨幣

本集團各實體的財務報表所列的項目，按該實體的主要經營所在經濟環境所使用的貨幣(「功能貨幣」)計量。綜合財務報表以本公司的功能貨幣及本集團的呈列貨幣港幣(「港幣」)呈列。

(ii) 交易及結餘

外幣交易按交易當日或重新計量項目的估值日的現行匯率換算為功能貨幣。因結算該等交易及因按年結日匯率換算以外幣為貨幣單位的貨幣資產及負債而產生的外匯損益，於綜合損益表確認。

(iii) 集團公司

所有本集團實體的功能貨幣(當中沒有惡性通貨膨脹經濟的貨幣)如有別於呈列貨幣，其業績及財務狀況按以下方式換算為呈列貨幣：

- (i) 各資產負債表呈列的資產及負債按該資產負債表結算日的收市匯率換算；
- (ii) 各收益表的收支按平均匯率換算(除非該平均匯率並非有關交易當日的匯率的累計影響的合理估計數，在該情況下，收支會按有關交易當日的匯率換算)；及
- (iii) 所有因而產生的匯兌差額於其他全面收入內確認。

NOTES TO THE CONSOLIDATED FINANCIAL STATEMENTS

綜合財務報表附註

2 SUMMARY OF SIGNIFICANT ACCOUNTING POLICIES (Continued)

2.5 Foreign currency translation (Continued)

(iii) Group companies (Continued)

On consolidation, exchange differences arising from the translation of any net investment in foreign entities are recognised in other comprehensive income. When a foreign operation is sold, the associated exchange differences are reclassified to consolidated income statement, as part of the gain or loss on sale.

Goodwill and fair value adjustments arising on the acquisition of a foreign operation are treated as assets and liabilities of the foreign operation and translated at the closing rate.

2.6 Property, plant and equipment

Property, plant and equipment are stated at historical cost less accumulated depreciation and accumulated impairment losses, if any. Historical cost includes expenditure that is directly attributable to the acquisition of the items.

Subsequent costs are included in the asset's carrying amount or recognised as a separate asset, as appropriate, only when it is probable that future economic benefits associated with the item will flow to the Group and the cost of the item can be measured reliably. The carrying amount of any component accounted for as a separate asset is derecognised when replaced. All other repairs and maintenance are expensed in the consolidated income statement during the reporting period in which they are incurred.

Depreciation of property, plant and equipment is calculated using the straight-line method to allocate their cost to their residual values over their estimated useful lives, as follows:

Building	5% or over the unexpired period of the lease
Leasehold improvements	5% or over the unexpired period of the lease
Plant and machinery	7% to 10%
Office furniture and fixtures	20% to 33%
Computer equipment	20% to 33%
Motor vehicles	20%

The assets' residual values and useful lives are reviewed and adjusted if appropriate, at the end of each reporting period.

2 主要會計政策概要(續)

2.5 外幣換算(續)

(iii) 集團公司(續)

於綜合入賬時，換算境外實體的任何投資淨額所產生的匯兌差額於其他全面收入內確認。倘境外業務被出售，則有關匯兌差額作為銷售收益或虧損的一部分重新分類至綜合損益表。

收購境外業務所產生的商譽及公平值調整作為境外業務的資產及負債處理，並按收市日匯率換算。

2.6 物業、廠房及設備

物業、廠房及設備按歷史成本減累計折舊及累計減值虧損(如有)列賬。歷史成本包括購買該等項目直接應佔的開支。

其後成本僅在與該項目相關的未來經濟利益可能流向本集團及能可靠地計量項目成本的情況下，方會計入資產的賬面值或確認為獨立資產(按適用)。入賬列作獨立資產的任何部分的賬面值於重置時終止確認。所有其他維修及保養於其產生的報告期間內於綜合損益表列作開支。

物業、廠房及設備的折舊使用直線法計算，以於其以下估計可使用年內分配其成本至其剩餘價值：

樓宇	5%或按租賃期的未屆滿期間
租賃物業裝修	5%或按租賃期的未屆滿期間
廠房及機器	7%至10%
辦公傢具及固定裝置	20%至33%
電腦設備	20%至33%
汽車	20%

於各報告期末，資產的剩餘價值和可使用年期已予檢討，並於適當情況下作出調整。

NOTES TO THE CONSOLIDATED FINANCIAL STATEMENTS

綜合財務報表附註

2 SUMMARY OF SIGNIFICANT ACCOUNTING POLICIES (Continued)

2.6 Property, plant and equipment (Continued)

An asset's carrying amount is written down immediately to its recoverable amount if the asset's carrying amount is greater than its estimated recoverable amount.

Gains and losses on disposals are determined by comparing proceeds with the carrying amount and are recognised within general and administrative expenses in the consolidated income statement.

2.7 Construction in progress

Construction in progress represents buildings, plant and machinery under construction and pending installation and is stated at cost less accumulated impairment losses, if any. Cost includes the costs of construction of buildings and the costs of plant and machinery, installation testing and other direct costs. No provision for depreciation is made on construction in progress until such time as the relevant assets are completed and are available for the intended use. When the assets concerned are brought into use, the costs are transferred to property, plant and equipment and depreciated in accordance with the policy as stated in Note 2.6 above.

2.8 Leasehold land and land use rights

Leasehold land and land use rights are stated at cost less accumulated amortisation and accumulated impairment losses, if any. Cost represents upfront prepayments made for the rights to use the land over the lease term of 41 to 45 years. Amortisation of leasehold land is expensed in the consolidated income statement on a straight-line basis over the period of the lease. Leasehold land and land use rights are presented as right-of-use assets in the consolidated balance sheet.

2.9 Intangible assets

Acquired computer software license is capitalised on the basis of the costs incurred to acquire the specific software. The computer software acquired is carried at cost less accumulated amortisation and accumulated impairment losses if any. These costs are amortised over estimated useful lives of 5 to 10 years.

2 主要會計政策概要(續)

2.6 物業、廠房及設備(續)

倘資產的賬面值高於其估計可收回金額，則即時將資產的賬面值撇減至其可收回金額。

出售收益及虧損按所得款項與賬面值的差額釐定，並於綜合損益表內一般及行政開支確認。

2.7 在建工程

在建工程指興建中和待安裝的樓宇、廠房及機器，並按成本減累計減值虧損(如有)列賬。成本包括樓宇建築成本及廠房及機器成本、安裝測試及其他直接成本。在建工程於建設完成且處於可供擬定用途狀態時方計提折舊。當有關資產投入使用时，該等成本將轉入物業、廠房及設備內，並按上述附註2.6所載的政策折舊。

2.8 租賃土地及土地使用權

租賃土地及土地使用權乃按成本減累計攤銷及累計減值虧損(如有)入賬。成本指就使用土地的權利而一次性支付的預付款項，為期41至45年。租賃土地的攤銷於租賃期內按直線法計入綜合損益表。租賃土地及土地使用權於綜合資產負債表內呈列為使用權資產。

2.9 無形資產

購買的電腦軟件授權按購買特定軟件產生的成本予以資本化。購買的電腦軟件按成本減累計攤銷及累計減值虧損(如有)入賬。該等成本於估計可使用年期5至10年期間攤銷。

NOTES TO THE CONSOLIDATED FINANCIAL STATEMENTS

綜合財務報表附註

2 SUMMARY OF SIGNIFICANT ACCOUNTING POLICIES (Continued)

2.10 Impairment of non-financial assets

Non-financial assets are tested for impairment whenever events or changes in circumstances indicate that the carrying amount may not be recoverable. An impairment loss is recognised for the amount by which the asset's carrying amount exceeds its recoverable amount. The recoverable amount is the higher of an asset's fair value less costs to sell and value in use. For the purposes of assessing impairment, assets are grouped at the lowest levels for which there are separately identifiable cash flows which are largely independent of the cash inflows from other assets or groups of assets (cash-generating units). Non-financial assets other than goodwill that suffered an impairment are reviewed for possible reversal of the impairment at the end of each reporting period.

2.11 Financial assets

(i) Classification

The Group classifies its financial assets in the following measurement categories:

- those to be measured subsequently at FVOCI or through profit or loss, and
- those to be measured at amortised cost.

The classification depends on the entity's business model for managing the financial assets and the contractual terms of the cash flows.

For assets measured at fair value, gains and losses will either be recorded in profit or loss or OCI. For investments in equity instruments that are not held for trading, this will depend on whether the Group has made an irrevocable election at the time of initial recognition to account for the equity investment carried at FVOCI.

The Group reclassifies debt investments when and only when its business model for managing those assets changes.

2 主要會計政策概要(續)

2.10 非金融資產減值

於發生事件或情況有變顯示未必可收回賬面值時，會對非金融資產作出減值測試。減值虧損乃按資產賬面值超出其可收回金額的差額確認。可收回金額為資產公平值減出售成本與使用價值兩者的較高者。為評估減值，資產按可獨立識別現金流量(基本獨立於其他資產或資產組別的現金流量)的最小單位(現金產生單位)分類。非金融資產(除發生減值的商譽外)於各報告期末進行檢討以確定減值撥回的可能性。

2.11 金融資產

(i) 分類

本集團將其金融資產分類為以下計量類別：

- 其後按公平值計入其他全面收入或損益計量；及
- 按攤銷成本計量。

該分類取決於實體管理金融資產及現金流量合約條款的業務模式。

就按公平值計量的資產而言，其收益及虧損將於損益或其他全面收入列賬。至於並非持作買賣的權益工具投資，則取決於本集團有否於初始確認時不可撤銷地選擇將股權投資按公平值計入其他全面收入列賬。

當且僅當管理該等資產的業務模式有變時，本集團方會重新分類債務投資。

NOTES TO THE CONSOLIDATED FINANCIAL STATEMENTS

綜合財務報表附註

2 SUMMARY OF SIGNIFICANT ACCOUNTING POLICIES (Continued)

2.11 Financial assets (Continued)

(ii) Recognition and derecognition

Regular way purchases and sales of financial assets are recognised on trade-date, which is the date on which the Group commits to purchase or sell the asset. Financial assets are derecognised when the rights to receive cash flows from the financial assets have expired or have been transferred and the Group has transferred substantially all the risks and rewards of ownership.

(iii) Measurement

At initial recognition, the Group measures a financial asset at its fair value plus, in the case of a financial asset not at fair value through profit or loss ("FVPL"), transaction costs that are directly attributable to the acquisition of the financial asset.

Debt instrument

Subsequent measurement of debt instruments depends on the Group's business model for managing the asset and the cash flow characteristics of the asset. There are two measurement categories into which the Group classifies its debt instruments:

- Amortised cost: Assets that are held for collection of contractual cash flows where those cash flows represent solely payments of principal and interest are measured at amortised cost. Interest income from these financial assets is included in finance income using the effective interest rate method. Any gain or loss arising on derecognition is recognised directly in profit or loss and presented in other gains/(losses) together with foreign exchange gains and losses. Impairment losses are presented as separate line item in the consolidated income statement.

2 主要會計政策概要(續)

2.11 金融資產(續)

(ii) 確認及終止確認

金融資產的一般買賣於交易日確認，即本集團承諾購買或出售資產的日期。當收取金融資產現金流量的權利屆滿或已轉讓且本集團已轉讓絕大部分擁有權的風險及回報時，則終止確認金融資產。

(iii) 計量

於初始確認時，本集團按金融資產的公平值加(倘並非按公平值計入損益(「按公平值計入損益」)的金融資產的情況下)直接歸屬於收購金融資產的交易成本計量。

債務工具

債務工具的后續計量取決於本集團管理資產的業務模式及該資產的現金流量特徵。本集團將其債務工具分為兩類計量類別：

- 攤銷成本：倘持作收取合約現金流量的資產的現金流量僅為支付本金及利息，則按攤銷成本計量。該等金融資產的利息收入採用實際利率法計入財務收入。終止確認時產生的任何收益或虧損連同外匯收益及虧損直接於損益中確認及於其他收益/(虧損)呈列。減值虧損於綜合損益表作單獨項目呈列。

NOTES TO THE CONSOLIDATED FINANCIAL STATEMENTS

綜合財務報表附註

2 SUMMARY OF SIGNIFICANT ACCOUNTING POLICIES (Continued)

2.11 Financial assets (Continued)

(iii) Measurement (Continued)

Debt instrument (Continued)

- FVOCI: Assets that are held for collection of contractual cash flows and for selling the financial assets, where the assets' cash flows represent solely payments of principal and interest, are measured at FVOCI. Movements in the carrying amount are taken through OCI, except for the recognition of impairment gains or losses, interest income and foreign exchange gains and losses which are recognised in profit or loss. When the financial asset is derecognised, the cumulative gain or loss previously recognised in OCI is reclassified from equity to profit or loss and recognised in "finance cost, net". Interest income from these financial assets is included in finance income using the effective interest rate method. Foreign exchange gains and losses are presented in "other income and other gains, net".

(iv) Impairment

The Group assesses on a forward looking basis the expected credit losses associated with its debt instruments carried at amortised cost and FVOCI. The impairment methodology applied depends on whether there has been a significant increase in credit risk.

For trade receivables, the Group applies the simplified approach permitted by HKFRS 9, which requires expected lifetime losses to be recognised from initial recognition of these financial assets, see Note 3.1 (c)(ii) and Note 19 for further details.

For deposits and other receivables from third parties, loss allowance are measured as either 12-months expected credit losses or lifetime expected credit losses, depending on whether there has been a significant increase in credit risk since initial recognition. If a significant increase in credit risk of a receivable has occurred since initial recognition, then loss allowance is measured as lifetime expected credit losses.

2 主要會計政策概要(續)

2.11 金融資產(續)

(iii) 計量(續)

債務工具(續)

- 按公平值計入其他全面收入：持作收取合約現金流量及出售金融資產的資產，倘該等資產現金流量僅為支付本金及利息，則按公平值計入其他全面收入計量。賬面值變動計入其他全面收入，惟於損益確認的減值收益或虧損、利息收入及匯兌收益及虧損除外。在金融資產終止確認時，先前於其他全面收入確認的累計收益或虧損由權益重新分類至損益並於「財務成本淨額」確認。該等金融資產的利息收入按實際利率法計入財務收入。外匯收益及虧損於「其他收入及其他收益淨額」呈列。

(iv) 減值

本集團按前瞻性基準評估以攤銷成本及按公平值計入其他全面收入列賬的債務工具的相關預期信貸虧損。所採用的減值方法視乎信貸風險是否有顯著增加而定。

就貿易應收賬款而言，本集團應用香港財務報告準則第9號允許的簡化方法，其要求於初始確認該等金融資產時確認預期整個存續期的虧損，進一步詳情請參考附註3.1(c)(ii)及附註19。

視乎信貸風險有否自初始確認以來顯著增加，來自第三方的按金及其他應收款項的虧損撥備按12個月預期信貸虧損或整個存續期的預期信貸虧損計量。倘應收款項信貸風險自初始確認以來顯著增加，則虧損撥備按整個存續期的預期信貸虧損計量。

NOTES TO THE CONSOLIDATED FINANCIAL STATEMENTS

綜合財務報表附註

2 SUMMARY OF SIGNIFICANT ACCOUNTING POLICIES (Continued)

2.12 Offsetting financial instruments

Financial assets and liabilities are offset and the net amount reported in the balance sheet when there is a legally enforceable right to offset the recognised amounts and there is an intention to settle on a net basis or realise the asset and settle the liability simultaneously. The legally enforceable right must not be contingent on future events and must be enforceable in the normal course of business and in the event of default, insolvency or bankruptcy of the Company or the counterparty.

2.13 Inventories

Inventories are stated at the lower of cost and net realisable value. Cost is determined using the weighted average cost method. The cost of finished goods and work in progress comprises raw materials, direct labour, other direct costs and related production overheads (based on normal operating capacity). It excludes borrowing costs. Net realisable value is the estimated selling price in the ordinary course of business, less applicable variable selling expenses.

2.14 Trade and other receivables

Trade receivables are amounts due from customers for merchandise sold or services performed in the ordinary course of business. If collection of trade and other receivables is expected in one year or less, they are classified as current assets. If not, they are classified as non-current assets.

Trade receivables are recognised initially at the amount of consideration that is unconditional unless they contain significant financing components, when they are recognised at fair value. The trade receivables with the objective to collect the contractual cash flows are measured subsequently at amortised cost using the effective interest method.

Trade receivables from certain customers of the Group, whose contractual cash flows represent solely payments of principal and interest, were factored to reputable financial institutions under non-recourse factoring arrangement according to the Group's daily fund management needs. These trade receivable's business model is therefore achieved both by collecting contractual cash flows and selling of these assets. Such trade receivables was therefore classified as financial assets carried at FVOCI.

2 主要會計政策概要(續)

2.12 金融工具抵銷

當有法定可執行權力可抵銷已確認金額，並有意按淨額基準結算或同時變現資產和結算負債時，金融資產與負債可互相抵銷，並在資產負債表列報其淨額。法定可執行權力不得依賴於未來事件，且須能夠於日常業務過程中在本公司或對手方違約、無力償債或破產時執行。

2.13 存貨

存貨按成本及可變現淨值兩者的較低者列賬。成本以加權平均法釐定。製成品及在製品的成本包括原材料、直接勞工、其他直接成本及相關間接生產費用(按正常經營能力計算)。此不包括借貸成本。可變現淨值為日常業務過程中的估計售價減適用可變銷售開支。

2.14 貿易應收賬款及其他應收款項

貿易應收賬款為日常業務過程中就售出商品或履行服務應收客戶的款項。倘貿易應收賬款及其他應收款項預期可於一年或以內收款，則其分類為流動資產。否則，其呈列為非流動資產。

貿易應收賬款按可無條件獲得的代價金額進行初始確認，除非其包含重大融資部分，則按公平值確認。目的為收取合約現金流量的貿易應收賬款隨後使用實際利率法按攤銷成本計量。

本集團若干客戶(其合約現金流量僅為支付本金及利息)的貿易應收賬款根據本集團日常資金安排需求在無追索權保理安排下保理予聲譽良好的金融機構。因此，該等貿易應收賬款的業務模式透過收取合約現金流量及出售該等資產實現。因此，該等貿易應收賬款分類為按公平值計入其他全面收入列賬的金融資產。

NOTES TO THE CONSOLIDATED FINANCIAL STATEMENTS

綜合財務報表附註

2 SUMMARY OF SIGNIFICANT ACCOUNTING POLICIES (Continued)

2.14 Trade and other receivables (Continued)

See Note 2.11 for further information about the Group's accounting for trade and other receivables and Note 3.1(c)(ii) for a description of the Group's impairment policies.

2.15 Cash and cash equivalents

For the purpose of presentation in consolidated statement of cash flow, cash and cash equivalents include cash in hand, deposits held at call with banks with original maturities of three months or less and bank overdrafts.

2.16 Restricted bank deposits

Restricted bank deposits represent guaranteed deposits placed at designated bank accounts as cash collateral for purchase of certain property, plant and equipment. Such restricted bank deposits would be released after full settlement of the contract.

2.17 Share capital

Ordinary shares are classified as equity.

Incremental costs directly attributable to the issue of new shares are shown in equity as a deduction, net of tax, from the proceeds.

2.18 Trade and other payables

These amounts represent liabilities for goods and services provided to the Group prior to the end of financial year which are unpaid. Trade payables and other payables are presented as current liabilities unless payment is not due within 12 months after the reporting period. They are recognised initially at fair value and subsequently measured at amortised cost using the effective interest method.

2 主要會計政策概要(續)

2.14 貿易應收賬款及其他應收款項(續)

有關本集團貿易應收賬款及其他應收款項入賬的進一步詳情，請參閱附註2.11；有關本集團減值政策詳情，請參閱附註3.1(c)(ii)。

2.15 現金及現金等價物

就於綜合現金流量表呈列而言，現金及現金等價物包括手頭現金、原到期日為三個月或以內的銀行活期存款及銀行透支。

2.16 受限制銀行存款

受限制銀行存款指存放於指定銀行賬戶的擔保存款，作為購買若干物業、廠房及設備的現金抵押。該等受限制銀行存款將於合約全數結算後解除。

2.17 股本

普通股被分類為權益。

直接歸屬於發行新股的新增成本在權益中列為所得款項扣款(扣除稅項)。

2.18 貿易應付賬款及其他應付款項

該等款項為財政年度結束前本集團就獲提供的商品及服務未付的負債。除非貿易應付賬款及其他應付款項的支付於報告期後12個月內未到期，否則其將被分類為流動負債。貿易應付賬款及其他應付款項初步按公平值確認，其後以實際利率法按攤銷成本計量。

NOTES TO THE CONSOLIDATED FINANCIAL STATEMENTS

綜合財務報表附註

2 SUMMARY OF SIGNIFICANT ACCOUNTING POLICIES (Continued)

2.19 Borrowings

Borrowings are recognised initially at fair values, net of transaction costs incurred. Borrowings are subsequently stated at amortised cost. Any difference between the proceeds (net of transaction costs) and the redemption value is recognised in the consolidated income statement over the period of the borrowings using the effective interest method.

Fees paid on the establishment of loan facilities are recognised as transaction costs of the loan to the extent that it is probable that some or all of the facility will be drawn down. In this case, the fee is deferred until the draw-down occurs. To the extent there is no evidence that it is probable that some or all of the facility will be drawn down, the fee is capitalised as a pre-payment for liquidity services and amortised over the period of the facility to which it relates.

Borrowings are classified as current liabilities unless the Group has an unconditional right to defer settlement of the liability for at least 12 months after the end of the reporting period.

2.20 Borrowing costs

General and specific borrowing costs directly attributable to the acquisition, construction or production of qualifying assets, which are assets that necessarily take a substantial period of time to get ready for their intended use or sale, are added to the cost of those assets, until such time as the assets are substantially ready for their intended use or sale.

All other borrowing costs are recognised in consolidated income statement in the period in which they are incurred.

2 主要會計政策概要(續)

2.19 借款

借款初步按公平值減所產生交易成本確認。借款其後按攤銷成本列賬。所得款項(扣除交易成本)與贖回價值的任何差額以實際利率法於借款期間內在綜合損益表確認。

在很可能提取部分或全部融資的情況下，設立貸款融資所支付的費用確認為貸款交易成本。在此情況下，該費用遞延至提取貸款為止。如無法證明很可能提取部分或全部融資，該費用撥充資本作為流動資金服務的預付款項，並於有關融資期間攤銷。

除非本集團可無條件將負債的結算遞延至報告期末後最少12個月，否則借款分類為流動負債。

2.20 借貸成本

購建或生產合資格資產(即需經較長時間方能達至預定可使用或出售狀態的資產)直接應佔的一般及特定借貸成本，計入該等資產的成本，直至資產大致達至其預定可使用或出售狀態為止。

所有其他借貸成本於其產生期間在綜合損益表中確認。

NOTES TO THE CONSOLIDATED FINANCIAL STATEMENTS

綜合財務報表附註

2 SUMMARY OF SIGNIFICANT ACCOUNTING POLICIES (Continued)

2.21 Current and deferred income tax

The tax expense for the year comprises current and deferred tax. Tax is recognised in the consolidated income statement, except to the extent that it relates to items recognised in other comprehensive income or directly in equity. In this case the tax is also recognised in other comprehensive income or directly in equity, respectively.

(i) Current income tax

The current income tax charge is calculated on the basis of the tax laws enacted or substantially enacted at the end of the reporting date in the countries where the Group and its associate operate and generate taxable income. Management periodically evaluates positions taken in tax returns with respect to situations in which applicable tax regulation is subject to interpretation and establishes provisions where appropriate on the basis of amounts expected to be paid to the tax authorities.

(ii) Deferred income tax

Deferred income tax is provided in full, using the liability method, on temporary differences arising between the tax bases of assets and liabilities and their carrying amounts in the consolidated financial statements. However, deferred tax liabilities are not recognised if they arise from the initial recognition of goodwill. Deferred income tax is also not accounted for if it arises from initial recognition of an asset or liability in a transaction other than a business combination that at the time of the transaction affects neither accounting nor taxable profit or loss. Deferred income tax is determined using tax rates (and laws) that have been enacted or substantially enacted by the end of the reporting period and are expected to apply when the related deferred income tax asset is realised or the deferred income tax liability is settled.

2 主要會計政策概要(續)

2.21 即期及遞延所得稅

年內的稅項開支包括即期及遞延稅項。稅項在綜合損益表中確認，但與其他全面收入中或直接在權益中確認的項目有關者則除外。在該情況下，稅項亦分別在其他全面收入中或直接在權益中確認。

(i) 即期所得稅

即期所得稅支出根據本集團及其聯營公司經營及產生應課稅收入所在國家於報告日期結束時已頒佈或實質上已頒佈的稅務法例計算。管理層就適用稅務法例有待詮釋的情況定期評估報稅表的狀況，並在適用情況下按預期須向稅務機關支付的稅款計提撥備。

(ii) 遞延所得稅

遞延所得稅採用負債法就資產及負債的稅基與彼等於綜合財務報表中的賬面金額之間的暫時差額全面計提撥備。然而，倘遞延稅項負債因初步確認商譽而產生，則不會確認。如遞延所得稅乃源自業務合併以外交易中初步確認資產或負債，而在交易時並不影響會計或應課稅溢利或虧損，則亦不會入賬處理遞延所得稅。遞延所得稅按於報告期末前已頒佈或實質頒佈並預期於變現相關遞延所得稅資產或結算遞延所得稅負債時應用的稅率(及法律)釐定。

NOTES TO THE CONSOLIDATED FINANCIAL STATEMENTS

綜合財務報表附註

2 SUMMARY OF SIGNIFICANT ACCOUNTING POLICIES (Continued)

2.21 Current and deferred income tax (Continued)

(ii) *Deferred income tax (Continued)*

Deferred tax assets are recognised only if it is probable that future taxable amounts will be available to utilise those temporary differences and losses.

Deferred tax liabilities and assets are not recognised for temporary differences between the carrying amount and tax bases of investments in foreign operations where the Company is able to control the timing of the reversal of the temporary differences and it is probable that the differences will not reverse in the foreseeable future.

Deferred tax assets and liabilities are offset when there is a legally enforceable right to offset current tax assets and liabilities and when the deferred tax balances relate to the same taxation authority. Current tax assets and tax liabilities are offset where the entity has a legally enforceable right to offset and intends either to settle on a net basis, or to realise the asset and settle the liability simultaneously.

Current and deferred tax is recognised in the consolidated income statement, except to the extent that it relates to items recognised in other comprehensive income or directly in equity. In this case, the tax is also recognised in other comprehensive income or directly in equity, respectively.

(iii) *Investment allowances and similar tax incentives*

Companies within the Group may be entitled to claim special tax deductions for investments in qualifying assets or in relation to qualifying expenditure. The Group accounts for such allowances as tax credits, which means that the allowance reduces income tax payable and current tax expense. A deferred tax asset is recognised for unclaimed tax credits that are carried forward as deferred tax assets.

2 主要會計政策概要(續)

2.21 即期及遞延所得稅(續)

(ii) *遞延所得稅(續)*

遞延稅項資產僅在將有未來應課稅金額可供動用該等暫時差額及虧損的情況下予以確認。

倘本公司能夠控制撥回暫時差額之時間，且該等差額可能不會於可見將來撥回，則不會就於境外業務的投資賬面值與稅基之間的暫時差額確認遞延稅項負債及資產。

倘有法定可強制執行權利抵銷即期稅項資產與負債，以及遞延稅項結餘與同一稅務機關相關，則抵銷遞延稅項資產與負債。倘實體擁有法定可強制執行權利抵銷及擬按淨額基準償付或變現資產及同時償付負債，則抵銷即期稅項資產與稅項負債。

除與於其他全面收入或直接於權益確認的項目有關者外，即期及遞延稅項於綜合損益表內確認。於此情況下，稅項亦分別於其他全面收入或直接於權益確認。

(iii) *投資補貼及類似稅務獎勵*

本集團旗下公司於合資格資產的投資或就有關合資格開支可能享有特別稅項減免。本集團將該等補貼入賬列作稅項抵免，即補貼減少應付所得稅及即期稅項開支。遞延稅項資產就結轉為遞延稅項資產的未使用稅項抵免予以確認。

NOTES TO THE CONSOLIDATED FINANCIAL STATEMENTS

綜合財務報表附註

2 SUMMARY OF SIGNIFICANT ACCOUNTING POLICIES (Continued)

2.22 Employee benefits

(i) Employee leave entitlements

Employee entitlements to annual leave and long service leave are recognised when they accrue to employees. A provision is made for the estimated liability for annual leave as a result of services rendered by employees up to the end of the reporting date.

Employee entitlements to sick leave and maternity leave are not recognised until the time of leave.

(ii) Pension obligations

Group companies operate several defined contribution retirement schemes.

A defined contribution plan is a pension plan under which the Group pays fixed contributions into a separate entity. The Group has no legal or constructive obligations to pay further contributions if the fund does not hold sufficient assets to pay all employees the benefits relating to employee services in the current and prior periods.

The Group pays contributions to publicly or privately administered pension insurance plans on a mandatory, contractual or voluntary basis. The Group has no further payment obligations once the contributions have been paid. The contributions are recognised as employee benefit expenses when they are due. Prepaid contributions are recognised as an asset to the extent that a cash refund or a reduction in the future payments is available.

(iii) Bonus entitlements

The Group recognises a liability and an expense for bonuses based on the key performance indicators for employees and the business performance of the Group. The Group recognises a provision where contractually obliged or where there is a past practice that has created a constructive obligation.

2 主要會計政策概要(續)

2.22 僱員福利

(i) 僱員假期權利

僱員年假及長期服務假期權利於應計予僱員時確認。已就截至報告日期結束時因僱員提供服務而產生的年假估計負債作出撥備。

僱員病假及產假權利於休假時方予確認。

(ii) 退休金責任

集團公司營運多個定額供款退休計劃。

定額供款計劃是本集團向獨立實體支付固定供款的退休金計劃。倘有關基金並無足夠資產向所有僱員支付本期間及過往期間的僱員服務福利，本集團亦無法定或推定責任支付任何進一步供款。

本集團按強制性、合約或自願原則向公營或私營管理的退休金保險計劃供款。一旦繳付供款，本集團即再無其他供款責任。供款於到期日確認為僱員福利開支。預付供款於可得現金退款或可削減未來供款時確認為資產。

(iii) 花紅權利

本集團根據僱員關鍵績效指標及本集團業務表現確認花紅的負債及開支。本集團於有合約責任或過往慣例已產生推定責任時確認撥備。

NOTES TO THE CONSOLIDATED FINANCIAL STATEMENTS

綜合財務報表附註

2 SUMMARY OF SIGNIFICANT ACCOUNTING POLICIES (Continued)

2.22 Employee benefits (Continued)

(iv) Termination benefits

Termination benefits are payable when employment is terminated by the Group before the normal retirement date, or when an employee accepts voluntary redundancy in exchange of these benefits. The Group recognises termination benefits at the earlier of the following dates: (a) when the Group can no longer withdraw the offer of those benefits; and (b) when the entity recognises costs for a restructuring that is within the scope of HKAS 37 and involves the payment of terminations benefits.

2.23 Provisions

Provisions are recognised when the Group has a present legal or constructive obligation as a result of past events; it is probable that an outflow of resources will be required to settle the obligation and the amount can be reliably estimated. Provisions are not recognised for future operating losses.

Where there are a number of similar obligations, the likelihood that an outflow will be required in settlement is determined by considering the class of obligations as a whole. A provision is recognised even if the likelihood of an outflow with respect to anyone item included in the same class of obligations may be small.

Provisions are measured at the present value of the expenditures expected to be required to settle the obligation using a pre-tax rate that reflects current market assessments of the time value of money and the risks specific to the obligation. The increase in the provision due to passage of time is recognised as interest expense.

2 主要會計政策概要(續)

2.22 僱員福利(續)

(iv) 離職福利

本集團於僱員正常退休日期前終止僱傭關係，或僱員自願接受裁員以換取該等福利時，則應支付離職福利。本集團於以下較早日期確認離職福利：(a) 當本集團不能撤回提供該等福利時；及(b) 當實體確認香港會計準則第37號範圍內的重組成本並涉及支付離職福利時。

2.23 撥備

本集團於過往事件產生現有法定或推定義務，且履行該義務很可能導致資源流出，並且金額已可靠估計時確認撥備。未來經營虧損不確認撥備。

倘存在多項類似義務，則經考慮整體義務類別後釐定償付時導致資源流出的可能性。即使就同一義務類別所包含任何單個項目流出資源的可能性極低，仍須確認撥備。

撥備按履行義務預期所需支出的現值計量，而計算現值所使用稅前利率可反映當前市場對資金的时间價值及與有關義務相關的風險的評估。由時間推移引起撥備的增加確認為利息開支。

NOTES TO THE CONSOLIDATED FINANCIAL STATEMENTS

綜合財務報表附註

2 SUMMARY OF SIGNIFICANT ACCOUNTING POLICIES (Continued)

2.24 Revenue recognition

The Group manufactures and sells bras, intimate wear, bra pads, other molded products, functional sports products and pandemic prevention products in the wholesale market. Revenue is recognised when control of the products has transferred, being when the products are delivered to the wholesaler at a point in time, the wholesaler has full discretion over the channel and price to sell the products, and there is no unfulfilled obligation that could affect the wholesaler's acceptance of the products. Delivery occurs when the products have been shipped to the specific location, the risks of obsolescence and loss have been transferred to the wholesaler, and either the wholesaler has accepted the products in accordance with the sales contract, the acceptance provisions have lapsed, or the Group has objective evidence that all criteria for acceptance have been satisfied.

Revenue from the sale of goods is based on the price specified in the sales contracts. No element of financing is deemed present as the sales are made with a short credit term, which is consistent with market practice. The Group's obligation to replace faulty products or refund customers under the standard warranties terms is recognised as a provision, see note 2.23.

A receivable is recognised when the control of goods is transferred as this is the point in time that the consideration is unconditional because only the passage of time is required before the payment is due.

Contract liability is recognised when payments are received from customers in advance but the relevant performance obligation has not been performed.

2.25 Interest income

Interest income on financial assets at amortised cost calculated using the effective interest method is recognised in the consolidated income statement as part of finance cost, net. Interest income is calculated by applying the effective interest rate to the gross carrying amount of a financial asset.

2 主要會計政策概要(續)

2.24 收入確認

本集團於批發市場生產及銷售胸圍、貼身內衣、胸杯、其他模壓產品、功能性運動類產品及防疫產品。收入於產品的控制權轉移時確認，即當產品於某一時間點交付予批發商，而批發商可全權決定產品的銷售渠道及價格，且並無尚未履行可影響批發商接受產品的責任。直至產品已運抵指定地點，陳舊及虧損風險已轉移至批發商，及批發商已根據銷售合約接收產品，接納條款已失效，或本集團有客觀證據顯示所有接納準則均已達成後，貨品交付方告完成。

銷售貨品的收入基於銷售合約規定的價格。由於銷售信貸期較短且符合市場慣例，故並不存在融資因素。本集團根據標準保用條款替換有瑕疵產品或退款予客戶的責任確認為撥備(見附註2.23)。

應收款項於貨品控制權轉讓時予以確認，此乃由於代價在此時間點成為無條件的原因為到期付款前僅須待時間流逝。

合約負債於收到客戶預付款項但相關履約責任尚未履行時確認。

2.25 利息收入

採用實際利率法計算按攤銷成本列賬的金融資產的利息收入於綜合損益表確認，作為財務成本淨額的一部分。利息收入透過對金融資產賬面總值應用實際利率計算。

NOTES TO THE CONSOLIDATED FINANCIAL STATEMENTS

綜合財務報表附註

2 SUMMARY OF SIGNIFICANT ACCOUNTING POLICIES (Continued)

2.26 Government grants

Grants from the government are recognised at their fair values where there is a reasonable assurance that the grant will be received and the Group will comply with all attached conditions.

Government grants relating to costs are deferred and recognised in the consolidated income statement over the period necessary to match them with the costs that they are intended to compensate. Government grants relating to property, plant and equipment are included in non-current liabilities as deferred government grants and are credited to the consolidated income statement on a straight-line basis over the expected lives of the related assets.

2.27 Research and development costs

Research costs are expensed as incurred. Costs incurred on development projects relating to the design and testing of new or improved products are recognised as an intangible asset when the technical feasibility and intention of completing the product under development has been demonstrated and the resources are available to do so, costs are identifiable and there is an ability to sell or use the asset that will generate probable future economic benefits. Such development costs are recognised as an asset and amortised on the straight-line basis to reflect the pattern in which the related economic benefits are recognised. Development costs that do not meet the above criteria are expensed as incurred. Development costs previously recognised as an expense are not recognised as an asset in a subsequent period.

2.28 Leases

Leases are recognised as a right-of-use asset and a corresponding liability at the date at which the leased asset is available for use by the Group.

2 主要會計政策概要(續)

2.26 政府補助

倘能夠合理確定本集團將收到政府補助及本集團符合所有附帶條件，則政府補助將按其公平值確認。

有關成本的政府補助予以遞延，並按其配合擬補償的成本所需期間於綜合損益表確認。與物業、廠房及設備有關的政府補助計入非流動負債，列作遞延政府補助，並按直線法於相關資產的預期年內計入綜合損益表。

2.27 研發成本

研究成本於產生時支銷。倘能夠證明開發中產品的技術可行性及有意完成該產品，且有可動用資源，成本可予識別及有能力出售或使用將在未來產生經濟效益的資產，則將新產品或改良產品的設計及測試相關的開發計劃所涉及的成本確認為無形資產。該開發成本確認為資產及按直線法攤銷，以反映確認相關經濟效益的模式。不符合以上標準的開發成本於產生時支銷。先前確認為開支的開發成本於隨後期間不會確認為資產。

2.28 租賃

租賃按其租賃資產可供本集團使用之日予以確認為一項使用權資產及一項相應負債。

NOTES TO THE CONSOLIDATED FINANCIAL STATEMENTS

綜合財務報表附註

2 SUMMARY OF SIGNIFICANT ACCOUNTING POLICIES (Continued)

2.28 Leases (Continued)

Contracts may contain both lease and non-lease components. The Group allocates the consideration in the contract to the lease and non-lease components based on their relative stand-alone prices. However, for leases of which the Group is a lessee, it has elected not to separate lease and non-lease components and instead accounts for these as a single lease component.

Assets and liabilities arising from a lease are initially measured on a present value basis. Lease liabilities include the net present value of the following lease payments:

- fixed payments (including in-substance fixed payments), less any lease incentives receivable
- variable lease payment that are based on an index or a rate, initially measured using the index or rate as at the commencement date
- amounts expected to be payable by the Group under residual value guarantees
- the exercise price of a purchase option if the Group is reasonably certain to exercise that option, and
- payments of penalties for terminating the lease, if the lease term reflects the Group exercising that option.

Lease payments to be made under reasonably certain extension options are also included in the measurement of the liabilities.

The lease payments are discounted using the interest rate implicit in the lease. If that rate cannot be readily determined, which is generally the case for leases in the Group, the lessee's incremental borrowing rate is used, being the rate that the individual lessee would have to pay to borrow the funds necessary to obtain an asset of similar value to the right-of-use asset in a similar economic environment with similar terms, security and conditions.

2 主要會計政策概要(續)

2.28 租賃(續)

合約可能包括租賃部分及非租賃部分。本集團基於租賃部分及非租賃部分相對的獨立價格分配合約中的代價。然而，對於本集團作為承租人的租賃，本集團選擇不將租賃部分及非租賃部分分開列賬，而將其作為單一租賃部分列賬。

租賃所產生的資產與負債初步按現值計量。租賃負債包括以下租賃付款的淨現值：

- 固定付款(包括實質固定付款)減任何應收租賃優惠
- 按指數或比率計算的可變租賃付款，於開始日期初步使用該指數或比率計量
- 剩餘價值擔保項下本集團預期應付的款項
- 購買期權的行使價(倘本集團合理確定行使該期權)，及
- 支付終止租賃的罰款(倘租賃條款反映本集團行使該期權)。

根據合理確定延續選擇權支付的租賃付款亦計入負債的計量之內。

租賃付款以租賃隱含的利率貼現。倘該利率不易釐定(通常就本集團租賃的情況而言)，則使用承租人的增量借款利率，即個別承租人於具有類似條款、擔保及條件的類似經濟環境中為獲得與使用權資產價值類似的資產而借入必要資金所需支付的利率。

NOTES TO THE CONSOLIDATED FINANCIAL STATEMENTS

綜合財務報表附註

2 SUMMARY OF SIGNIFICANT ACCOUNTING POLICIES (Continued)

2.28 Leases (Continued)

To determine the incremental borrowing rate, the Group:

- where possible, uses recent third-party financing received by the individual lessee as a starting point, adjusted to reflect changes in financing conditions since third party financing was received
- uses a build-up approach that starts with a risk-free interest rate adjusted for credit risk for leases held by the Group, which does not have recent third party financing, and
- makes adjustments specific to the lease, e.g. term, country, currency and security.

Right-of-use assets are measured at cost comprising the following:

- the amount of the initial measurement of lease liabilities;
- any lease payments made at or before the commencement date less any lease incentives received; and
- any initial direct costs.

Right-of-use assets are generally depreciated over the shorter of the asset's useful life and the lease term on a straight-line basis. If the Group is reasonably certain to exercise a purchase option, the right-of-use asset is depreciated over the underlying asset's useful life.

2.29 Dividend distribution

Dividend distribution to the Company's shareholders is recognised as a liability in the Group's financial statements in the period in which the dividends are approved by the Company's shareholders or directors, where appropriate.

2.30 Insurance policy investments

Insurance policy investments are non-derivative measured at FVOCI. They are included in non-current assets unless the investment matures or management intends to dispose of it within 12 months of the balance sheet date. When the investments are sold or impaired, the accumulated fair value adjustments recognised in equity are included in the consolidated income statement. The relevant accounting policy of these assets has been consistently applied.

2 主要會計政策概要(續)

2.28 租賃(續)

為釐定增量借款利率，本集團：

- 於可能情況下，使用個別承租人最近獲得的第三方融資為出發點作出調整以反映自獲得第三方融資以來融資條件的變動
- 使用累加法，首先就本集團持有的租賃的信貸風險(最近並無第三方融資)調整無風險利率，及
- 進行租約特定的調整，例如期限、國家、貨幣及抵押。

使用權資產按成本計量，包括以下各項：

- 初步計量租賃負債的金額；
- 於開始日期或之前作出之任何租賃付款，扣除任何已收租賃優惠；及
- 任何初步直接成本。

使用權資產一般於資產可使用年期及租賃期(以較短者為準)按直線法計算折舊。倘本集團合理確定行使購買期權，則使用權資產於相關資產的可使用年內予以折舊。

2.29 股息分派

向本公司股東分派的股息在本公司股東或董事(如適用)批准該等股息期間的本集團財務報表內確認為負債。

2.30 保單投資

保單投資為非衍生工具，其按公平值計入其他全面收入計量。除非投資到期或管理層有意在結算日起計12個月內處置該投資，否則此等資產計入非流動資產內。當投資已出售或減值，在權益中確認的累計公平值調整計入綜合損益表。該等資產的相關會計政策已貫徹應用。

NOTES TO THE CONSOLIDATED FINANCIAL STATEMENTS

綜合財務報表附註

3 FINANCIAL RISK MANAGEMENT

3.1 Financial risk factors

The Group's major financial instruments include trade receivables, refundable deposits and other receivables, cash and cash equivalents, restricted bank deposits, trade and other payables and borrowings. Details of the financial instruments are disclosed in Note 32.

The Group's activities expose it to a variety of financial risks, including cash flow interest rate risk, foreign exchange risk, credit risk and liquidity risk. The Group's overall risk management program focuses on the unpredictability of financial markets and seeks to minimise potential adverse effects on the Group's financial performance. The Group does not use any derivative financial instruments to hedge the risk exposures. Risk management is regularly carried out by the senior management of the Company under policies approved by the executive directors of the Company.

(a) Cash flow interest rate risk

As the Group has no significant interest-bearing assets except for bank deposits, which earn low interest income. The Group's operating cash flows are substantially independent of changes in market interest rates. The Group's exposure to changes in interest rates is mainly attributable to its borrowings with floating interest rates. Borrowings issued at variable rates expose the Group to cash flow interest rate risk which is partially offset by cash held at variable rates. The Group has not hedged its cash flow interest rate risk. Details of the Group's borrowings have been disclosed in Note 24.

As at 31 March 2021, if interest rates had been increased/decreased by 100 basis points with all other variables held constant, profit for the year would increase/decrease by HK\$35,340,000 (2020: HK\$30,024,000), resulting from the changes in finance costs of gross bank borrowings, net of cash and cash equivalents.

3 財務風險管理

3.1 財務風險因素

本集團的主要金融工具包括貿易應收賬款、可退還按金及其他應收款項、現金及現金等價物、受限制銀行存款、貿易應付賬款及其他應付款項以及借款。金融工具的詳情於附註32披露。

本集團業務承受多種財務風險，包括現金流量利率風險、外匯風險、信貸風險及流動資金風險。本集團的整體風險管理計劃專注於金融市場的不可預測性，並尋求盡量減低對本集團財務表現的潛在不利影響。本集團不會使用任何衍生金融工具對沖風險敞口。本公司高級管理層根據本公司執行董事批准的政策定期進行風險管理。

(a) 現金流量利率風險

由於本集團除銀行存款外，並無重大計息資產，因此賺取的利息收入少。本集團經營現金流量絕大部分不受市場利率變化影響。本集團面臨的利率變動風險主要源自其浮動利率借款。按浮動利率發行的借款令本集團面臨現金流量利率風險，惟部分由浮動利率現金所抵銷。本集團並無對沖其現金流量利率風險。本集團的借款詳情已於附註24披露。

於2021年3月31日，倘利率上升／下降100個基點，而所有其他變數保持不變，則銀行總借款的財務成本（扣除現金及現金等價物）變動會導致年內溢利增加／減少港幣35,340,000元（2020年：港幣30,024,000元）。

NOTES TO THE CONSOLIDATED FINANCIAL STATEMENTS

綜合財務報表附註

3 FINANCIAL RISK MANAGEMENT (Continued)

3.1 Financial risk factors (Continued)

(b) Foreign exchange risk

The Group mainly operates in Hong Kong, the PRC and Vietnam. Most of its business transactions, assets and liabilities are principally denominated in HK\$, Renminbi ("RMB"), Vietnamese Dong ("VND") and United States Dollar ("US\$"). The Group is exposed to foreign exchange risk primarily through its sales, purchases and borrowing transactions denominated in US\$. The Group is presently not using any forward exchange contract to hedge against foreign exchange risk. The Group manages its foreign exchange risks by performing regular reviews when considered necessary and ensures that the net exposure to foreign exchange risk is kept to an acceptable level from time to time.

The directors considered the foreign exchange risk between HK\$ and US\$ is minimal as US\$ are reasonably stable with HK\$ under the Linked Exchange Rate System.

As at 31 March 2021, if RMB had strengthened/weakened by 5% against US\$ with all other variables held constant, profit for the year ended 31 March 2021 would have been approximately HK\$3,750,000 higher/lower (2020: HK\$11,075,000 higher/lower), mainly as a result of foreign exchange gains/losses on translation of US\$ denominated trade and other receivables and cash and cash equivalents and restricted bank deposits held by the Group's entities in the PRC.

As at 31 March 2021, if VND had strengthened/weakened by 2% against US\$ with all other variables held constant, profit for the year ended 31 March 2021 would have been approximately HK\$51,326,000 higher/lower (2020: HK\$27,424,000 higher/lower), mainly as a result of foreign exchange gains/losses on translation of US\$ denominated trade and other receivables, cash and cash equivalents, restricted bank deposits and trade and other payables held by the Group's entities in Vietnam.

3 財務風險管理(續)

3.1 財務風險因素(續)

(b) 外匯風險

本集團主要在香港、中國及越南營運，且其大部分業務交易、資產及負債主要以港幣、人民幣(「人民幣」)、越南盾(「越南盾」)及美元(「美元」)計值。本集團主要因美元計值的銷售、採購及借貸交易而承受外匯風險。現時本集團並無使用任何遠期外匯合約對沖外匯風險。本集團於有必要時通過定期審閱管理外匯風險，並確保不時將外匯風險淨值保持於可接受水準。

董事認為港幣與美元之間的外匯風險為低，原因為在聯繫匯率制度下美元兌港幣合理穩定。

於2021年3月31日，倘人民幣兌美元升值／貶值5%，而所有其他變數保持不變，則截至2021年3月31日止年度的溢利會增加／減少約港幣3,750,000元(2020年：增加／減少港幣11,075,000元)，主要因換算本集團於中國實體所持有以美元計值的貿易應收賬款及其他應收款項、現金及現金等價物以及受限制銀行存款的匯兌收益／虧損而產生。

於2021年3月31日，倘越南盾兌美元升值／貶值2%，而所有其他變數保持不變，則截至2021年3月31日止年度的溢利會增加／減少約港幣51,326,000元(2020年：增加／減少港幣27,424,000元)，主要因換算本集團於越南的實體所持有以美元計值的貿易應收賬款及其他應收款項、現金及現金等價物、受限制銀行存款以及貿易應付賬款及其他應付款項的匯兌收益／虧損而產生。

NOTES TO THE CONSOLIDATED FINANCIAL STATEMENTS

綜合財務報表附註

3 FINANCIAL RISK MANAGEMENT (Continued)

3.1 Financial risk factors (Continued)

(c) Credit risk

Credit risk is managed on a group basis. The credit risk of the Group mainly arises from cash and cash equivalents (excluding cash on hand), restricted bank deposits, trade receivables, deposits and other receivables. Management has policies in place to monitor the exposures to these credit risks on an on-going basis. The carrying amounts of these balances represent the Group's maximum exposure to credit risk in relation to financial assets.

(i) Risk management

As at 31 March 2021, cash and cash equivalents (excluding cash on hand) and the restricted bank deposits of the Group are all deposited or traded with major reputable financial institutions located in Hong Kong, the PRC and Vietnam, which management believes are of high credit quality. Management does not expect any losses from non-performance by these financial institutions. The Group has no policy to limit the amount of credit exposure to any financial institutions.

As at 31 March 2021, the Group has concentration of credit risk as 47% (2020: 57%) of its trade receivables were from the five largest customers (2020: five), which are mainly reputable corporations. Considering the track record of regular repayment of trade receivables based on the Group's experience with respect to the collection of these receivables, the directors are of the opinion that the risk of default by these customers is not significant.

The Group has policies in place to ensure that sales of products on credit terms are made to customers with appropriate credit history. The Group has not determined any credit limit for customers, however, the Group performs periodic credit evaluations of its customers. The major trade debtors have no history of default.

The Group also uses trade receivables factoring facilities to manage the credit risk of its trade debtors.

3 財務風險管理(續)

3.1 財務風險因素(續)

(c) 信貸風險

信貸風險按組合基準管理。本集團的信貸風險主要產生自現金及現金等價物(手頭現金除外)、受限制銀行存款、貿易應收賬款、按金及其他應收款項。管理層已制定政策，持續監察面臨的該等信貸風險。該等結餘的賬面值指本集團就金融資產承受的最大信貸風險。

(i) 風險管理

於2021年3月31日，本集團的現金及現金等價物(手頭現金除外)以及受限制銀行存款均在香港、中國及越南於管理層認為具有高信貸質素的信譽良好的主要金融機構存放或與之進行交易。管理層預期不會因該等金融機構不履約而產生任何虧損。本集團並無制定政策限制對任何金融機構的信貸風險金額。

於2021年3月31日，由於本集團的貿易應收賬款47%(2020年：57%)來自主要為知名公司的五大客戶(2020年：五名)，故本集團面臨信貸集中風險。鑒於貿易應收賬款定期償還的往績記錄及根據本集團收回該等應收款項的經驗，董事認為該等客戶違約的風險不大。

本集團已制定政策，確保產品銷售信貸期向信貸記錄良好的客戶作出。本集團並無為客戶釐定任何信貸額度，但會定期對客戶進行信貸評估。主要貿易債務人並無拖欠還款記錄。

本集團亦使用貿易應收賬款保理融資以管理其貿易債務人的信貸風險。

NOTES TO THE CONSOLIDATED FINANCIAL STATEMENTS

綜合財務報表附註

3 FINANCIAL RISK MANAGEMENT (Continued)

3.1 Financial risk factors (Continued)

(c) Credit risk (Continued)

(ii) Impairment of financial assets

The Group has two types of financial assets that are subject to the expected credit loss model:

- Trade receivables; and
- Other financial assets carried at amortised cost

While cash and cash equivalents (excluding cash on hand) are also subject to the impairment requirement of HKFRS 9, as all banks are rated with a high credit rating, the identified impairment loss is immaterial.

Trade receivables

The Group applies simplified approach to measuring expected credit losses prescribed by HKFRS 9, which permits the use of the lifetime expected loss provision for all trade receivables. To measure expected credit losses, trade receivables have been grouped based on nature of customer accounts, the shared credit risk characteristics and the days past due.

The Group uses two categories for those trade receivables which reflect their credit risk and how the loss allowance is determined for each of those categories.

Measurement of expected credit loss on individual basis

For trade receivables relating to corporate customers, which are listed entities, the expected credit losses with satisfactory credit history, they are assessed individually for impairment allowance. As at 31 March 2021, the balances of such individually assessed trade receivables and the corresponding loss allowance are HK\$818,699,000 (2020: HK\$522,344,000) and HK\$3,503,000 (2020: HK\$5,131,000), respectively.

Measurement of expected credit loss on collective basis

Other than those trade receivables which were assessed by individual basis, expected credit losses are also estimated by grouping the remaining receivables based on shared credit risk characteristics and collectively assessed for the risk of default, taking into account the nature of the customer, its geographical location and its ageing category, and applying the expected credit loss rates to the respective gross carrying amounts of the trade receivables. The expected credit loss rates are determined based on historical credit losses and are adjusted by management's assessment to reflect the current and forward-looking information on macroeconomic factors affecting the ability of the customers to settle the receivables.

3 財務風險管理(續)

3.1 財務風險因素(續)

(c) 信貸風險(續)

(ii) 金融資產減值

本集團有兩類金融資產須遵守預期信貸虧損模型：

- 貿易應收賬款；及
- 按攤銷成本列賬的其他金融資產

儘管現金及現金等價物(手頭現金除外)亦受香港財務報告準則第9號的減值規定規限，惟由於所有銀行均獲高信用評級，故已識別的減值虧損屬並不重大。

貿易應收賬款

本集團採用簡化方法對香港財務報告準則第9號所規定的預期信貸虧損進行計量，其允許對所有貿易應收賬款採用整個存續期的預期虧損撥備。為計量預期信貸虧損，貿易應收賬款已根據客戶賬目性質、共同的信貸風險特徵及逾期天數分類。

本集團對該等貿易應收賬款使用兩個類別，以反映其信貸風險以及如何釐定各類別的虧損撥備。

個別計量預期信貸虧損

倘貿易應收賬款涉及身為上市公司且預期信貸虧損信貸紀錄良好的企業客戶，則個別評估減值撥備。於2021年3月31日，該等個別評估的貿易應收賬款結餘以及相應虧損撥備分別為港幣818,699,000元(2020年：港幣522,344,000元)及港幣3,503,000元(2020年：港幣5,131,000元)。

集體計量預期信貸虧損

除個別評估的貿易應收賬款外，預期信貸虧損亦透過將餘下應收款項按共同信貸風險特徵分類進行估計，根據客戶性質、地理位置及賬齡組別，將預期信貸虧損率應用於各組貿易應收賬款的賬面總值，集體評估其違約風險。預期信貸虧損率乃根據歷史信貸虧損釐定，並經管理層評估調整以反映影響客戶結算應收款項能力的宏觀經濟因素等的當前及前瞻性資料。

NOTES TO THE CONSOLIDATED FINANCIAL STATEMENTS

綜合財務報表附註

3 FINANCIAL RISK MANAGEMENT (Continued)

3.1 Financial risk factors (Continued)

(c) Credit risk (Continued)

(ii) Impairment of financial assets (Continued)

Trade receivables (Continued)

On that basis, the loss allowance as at 31 March 2021 and 31 March 2020 was determined as follows:

		Current	0-30 days	31-60 days	61-90 days	91-180 days	Over	Total
			past due	past due	past due	past due	180 days	
			逾期	逾期	逾期	逾期	逾期	
		即期	0至30日	31至60日	61至90日	91至180日	超過180日	總計
31 March 2021		HK\$'000	HK\$'000	HK\$'000	HK\$'000	HK\$'000	HK\$'000	HK\$'000
2021年3月31日		港幣千元	港幣千元	港幣千元	港幣千元	港幣千元	港幣千元	港幣千元
Gross carrying amount	賬面總值	205,133	34,105	20,331	16,719	3,956	4,423	284,667
Loss allowance	虧損撥備	(879)	(512)	(345)	(438)	(646)	(4,021)	(6,841)

		Current	0-30 days	31-60 days	61-90 days	91-180 days	Over	Total
			past due	past due	past due	past due	180 days	
			逾期	逾期	逾期	逾期	逾期	
		即期	0至30日	31至60日	61至90日	91至180日	超過180日	總計
31 March 2020		HK\$'000	HK\$'000	HK\$'000	HK\$'000	HK\$'000	HK\$'000	HK\$'000
2020年3月31日		港幣千元	港幣千元	港幣千元	港幣千元	港幣千元	港幣千元	港幣千元
Gross carrying amount	賬面總值	154,844	22,316	1,464	15,334	9,014	3,203	206,175
Loss allowance	虧損撥備	(899)	(103)	(12)	(213)	(250)	(3,015)	(4,492)

Trade receivables are written off when there is no reasonable expectation of recovery. Indicators that there is no reasonable expectation of recovery include, amongst others, the failure of a debtor to engage in a repayment plan with the Group.

Loss allowance on trade receivables are presented as net loss allowance in the consolidated income statement. Subsequent recoveries of amounts previously written off are credited against the same line item.

Additions to the loss allowance were HK\$721,000, relating to trade receivables, during the year ended 31 March 2021 (For the year ended 31 March 2020: HK\$6,181,000).

3 財務風險管理(續)

3.1 財務風險因素(續)

(c) 信貸風險(續)

(ii) 金融資產減值(續)

貿易應收賬款(續)

在此基準下，於2021年3月31日及2020年3月31日虧損撥備釐定如下：

貿易應收賬款於並無合理預期可收回時予以撇銷。並無可收合理預期的指標包括(其中包括)債務人無法與本集團訂立償還計劃。

貿易應收賬款的虧損撥備於綜合損益表呈列為虧損撥備淨額。其後收回先前已撇銷金額計入同一項目。

截至2021年3月31日止年度，有關貿易應收賬款的虧損撥備增加港幣721,000元(截至2020年3月31日止年度：港幣6,181,000元)。

NOTES TO THE CONSOLIDATED FINANCIAL STATEMENTS

綜合財務報表附註

3 FINANCIAL RISK MANAGEMENT (Continued)

3.1 Financial risk factors (Continued)

(c) Credit risk (Continued)

(ii) Impairment of financial assets (Continued)

Other financial assets at amortised cost

Other financial assets at amortised cost include deposits and certain other receivables. These financial assets are considered to be low credit risk primarily because historically they had no history of default and the debtors had a strong capacity to meet its contractual cash flow obligations in the near term.

(d) Liquidity risk

The Group finances its working capital requirements through a combination of funds generated from its operations and bank borrowings. The Group's policy is to maintain sufficient cash and cash equivalents and have sufficient available funding through committed credit facilities to meet its working capital requirements. The directors believe that the Group has maintained sufficient general banking facilities for financing capital commitment in the near future and for working capital purposes.

As at 31 March 2021, the Group held cash and cash equivalents of HK\$827,980,000 (2020: HK\$587,616,000) and trade receivables of HK\$1,093,022,000 (2020: HK\$718,896,000) respectively, that are expected to readily generate cash inflows for managing liquidity risk.

The tables below analyse the Group's non-derivative financial liabilities into relevant maturity groupings based on the remaining period at the balance sheet to the contractual maturity date. The amounts disclosed in the tables are the contractual undiscounted cash flows. Balances due within 12 months equal their carrying balances, as the impact of discounting is not significant.

The analysis shows the cash outflow based on agreed scheduled repayments set out in the loan agreements, while interest payments are computed using contractual rates.

3 財務風險管理(續)

3.1 財務風險因素(續)

(c) 信貸風險(續)

(ii) 金融資產減值(續)

按攤銷成本計量的其他金融資產

按攤銷成本計量的其他金融資產包括存款及若干其他應收款項。該等金融資產被視為低信貸風險，主要由於其於過往並無違約歷史及債務人有足夠能力於短期內履行其合約現金流量責任。

(d) 流動資金風險

本集團憑藉結合經營業務及銀行借款產生的資金達到其營運資金需求。本集團的政策是維持充裕現金及現金等價物，並透過承諾的信貸融通獲得充分撥款達到其營運資金的需求。董事認為，就短期內的資本融資承諾及營運資金目的而言，本集團已保持充分的一般銀行信貸融通。

於2021年3月31日，本集團分別持有現金及現金等價物港幣827,980,000元（2020年：港幣587,616,000元）以及貿易應收賬款港幣1,093,022,000元（2020年：港幣718,896,000元），預期可隨時產生現金流入以管理流動資金風險。

下表根據結算日至合約到期日的剩餘期限，按相關的到期組別分析本集團非衍生金融負債。下表披露金額為合約未貼現現金流量。12個月內到期的結餘相等於其賬面值，原因為其貼現影響並不重大。

該分析顯示按貸款協議所載協定還款期的現金流出，而利息款項以合約利率計算。

NOTES TO THE CONSOLIDATED FINANCIAL STATEMENTS

綜合財務報表附註

3 FINANCIAL RISK MANAGEMENT (Continued)

3.1 Financial risk factors (Continued)

(d) Liquidity risk (Continued)

		Within 1 year 一年內 HK\$'000 港幣千元	Between 1 and 2 years 一至兩年 HK\$'000 港幣千元	Between 2 and 5 years 兩至五年 HK\$'000 港幣千元	Over 5 years 超過五年 HK\$'000 港幣千元	Total 總計 HK\$'000 港幣千元
As at 31 March 2021	於2021年3月31日					
Trade payables	貿易應付賬款	424,758	-	-	-	424,758
Accruals and other payables	應計費用及其他應付款項	457,442	-	-	24,155	481,597
Lease liabilities	租賃負債	72,169	50,164	20,168	19,000	161,501
Borrowings and bank interest payables	借款及應付銀行利息	1,255,607	2,218,044	988,680	47,588	4,509,919
		2,209,976	2,268,208	1,008,848	90,743	5,577,775
As at 31 March 2020	於2020年3月31日					
Trade payables	貿易應付賬款	385,300	-	-	-	385,300
Accruals and other payables	應計費用及其他應付款項	481,361	-	-	12,792	494,153
Lease liabilities	租賃負債	110,827	40,006	25,003	5,359	181,195
Borrowings and bank interest payables	借款及應付銀行利息	866,944	1,847,963	1,093,426	23,352	3,831,685
		1,844,432	1,887,969	1,118,429	41,503	4,892,333

3.2 Fair value estimation

The table below analyses the Group's financial instruments carried at fair value as at 31 March 2021 and 2020 by level of the inputs to valuation techniques used to measure fair value. Such inputs are categorised into three levels within a fair value hierarchy as follows:

- Quoted prices (unadjusted) in active markets for identical assets or liabilities (level 1).
- Inputs other than quoted prices included within level 1 that are observable for the asset or liability, either directly (that is, as prices) or indirectly (that is, derived from prices) (level 2).
- Inputs for the asset or liability that are not based on observable market data (that is, unobservable inputs) (level 3).

3 財務風險管理(續)

3.1 財務風險因素(續)

(d) 流動資金風險(續)

3.2 公平值估計

下表根據計量公平值使用的估值技術輸入數據等級分析本集團於2021年及2020年3月31日按公平值列賬的金融工具。該等輸入數據在公平值層次內分為如下三個層級：

- 活躍市場對相同資產或負債所報的未調整報價(第一級)。
- 除第一級報價外，可根據直接(即按價格)或間接(即從價格得出)觀察得出的資產或負債輸入數據(第二級)。
- 並非根據可觀察市場數據的資產或負債的輸入數據(即不可觀察輸入數據)(第三級)。

NOTES TO THE CONSOLIDATED FINANCIAL STATEMENTS

綜合財務報表附註

3 FINANCIAL RISK MANAGEMENT (Continued)

3.2 Fair value estimation (Continued)

The following table presents the fair value hierarchy of the Group's assets and liabilities that are measured at fair value:

		Level 1 第一級 HK\$'000 港幣千元	Level 2 第二級 HK\$'000 港幣千元	Level 3 第三級 HK\$'000 港幣千元	Total 總計 HK\$'000 港幣千元
As at 31 March 2021	於2021年3月31日				
Assets	資產				
Insurance policy investments	保單投資	-	-	190,359	190,359
Trade receivables carried at FVOCI	按公平值計入其他全面收入列賬的貿易應收賬款	-	-	253,789	253,789

		Level 1 第一級 HK\$'000 港幣千元	Level 2 第二級 HK\$'000 港幣千元	Level 3 第三級 HK\$'000 港幣千元	Total 總計 HK\$'000 港幣千元
As at 31 March 2020	於2020年3月31日				
Assets	資產				
Insurance policy investments	保單投資	-	-	130,110	130,110
Trade receivables carried at FVOCI	按公平值計入其他全面收入列賬的貿易應收賬款	-	-	409,268	409,268

During the years ended 31 March 2021 and 2020, there were no transfers of financial assets and liabilities between level 1, level 2 and level 3.

Financial instruments in level 1

The fair value of financial instruments traded in active markets is based on quoted market prices at the end of the reporting date. A market is regarded as active if quoted prices are readily and regularly available from an exchange or dealer, and those prices represent actual and regularly occurring market transactions on an arm's length basis. The quoted market price used for financial assets held by the Group is the current bid price. These instruments are included in level 1.

Financial instruments in level 2

The fair values of derivative financial instruments that are not traded in an active market are determined by using valuation techniques. These valuation techniques maximise the use of observable market data where it is available and rely as little as possible on entity specific estimates. If all significant inputs required to fair value an instrument are observable, the instrument is included in level 2.

3 財務風險管理(續)

3.2 公平值估計(續)

下表呈列本集團按公平值計量的資產及負債的公平值層級：

截至2021年及2020年3月31日止年度，第一級、第二級及第三級之間概無金融資產及負債轉撥。

第一級金融工具

在活躍市場買賣的金融工具的公平值根據於報告日期末的市場報價釐定。如能隨時及定期取得交易所或交易商報價，且該等價格代表按公平原則實際及定期進行的市場交易，則有關市場即被視為活躍市場。本集團所持金融資產所用市場報價為現行買入價。該等工具列入第一級。

第二級金融工具

並非於活躍市場買賣的衍生金融工具的公平值利用估值技術釐定。此等估值技術盡量利用可取得的可觀察市場數據，盡量少依賴實體特定估計。如工具公平值所需的全部重大輸入數據為可觀察，該工具則列入第二級。

NOTES TO THE CONSOLIDATED FINANCIAL STATEMENTS

綜合財務報表附註

3 FINANCIAL RISK MANAGEMENT (Continued)

3.2 Fair value estimation (Continued)

Financial instruments in level 3

If one or more of the significant inputs is not based on observable market data, the investment is included in level 3.

For the fair value of insurance policy investments that is not traded in an active market, the Chief Financial Officer with the assistance of external valuer determined its fair value based on the higher of cash surrender value and fair value determined by discounted cash flow model. The significant unobservable inputs that determine the fair value is cash surrender value, which is contractually agreed upon entering into the insurance contract.

The fair value of trade receivables carried at FVOCI is determined using discounted cash flow. Future cash flow is estimated based on the contractual amount, discounted at quoted factoring rate with banks in Hong Kong.

As at 31 March 2021, if quoted factoring rate had been 50 basis points higher/lower with all other variables held constant, there would have been approximately HK\$172,000 (2020: HK\$549,000), unfavourably/favourably change on the fair value of the trade receivables carried at FVOCI.

The following table presents the changes in level 3 instruments for the years ended 31 March 2021 and 2020.

3 財務風險管理(續)

3.2 公平值估計(續)

第三級金融工具

如一項或多項重大輸入數據並非根據可觀察市場數據，則該投資列入第三級。

就並非於活躍市場買賣的保單投資而言，首席財務官在外部估值師的協助下根據較高的解約現金價值釐定其公平值並根據貼現現金流量模式釐定公平值。釐定公平值的重大不可觀察輸入數據為解約現金價值，其於訂立保險合約時以合約方式協定。

按公平值計入其他全面收入列賬的貿易應收賬款公平值使用貼現現金流量釐定。未來現金流量基於合約金額估計，按香港銀行的保理費率貼現。

於2021年3月31日，倘保理費率上升／下降50個基點，而所有其他變數保持不變，則按公平值計入其他全面收入列賬的貿易應收賬款公平值將出現約港幣172,000元(2020年：港幣549,000元)的不利／有利變動。

下表呈列截至2021年及2020年3月31日止年度的第三級工具變動。

NOTES TO THE CONSOLIDATED FINANCIAL STATEMENTS

綜合財務報表附註

3 FINANCIAL RISK MANAGEMENT (Continued)

3.2 Fair value estimation (Continued) Financial instruments in level 3 (Continued) Insurance policy investments

		2021 2021年 HK\$'000 港幣千元	2020 2020年 HK\$'000 港幣千元
As at 1 April	於4月1日	130,110	76,130
Additions	添置	51,872	49,046
Disposals	出售	-	(606)
Fair value gain recognised to other comprehensive income	於其他全面收入確認的 公平值收益	8,377	5,540
As at 31 March	於3月31日	190,359	130,110

		2021 2021年 HK\$'000 港幣千元	2020 2020年 HK\$'000 港幣千元
Total disposal gain for the year included in consolidated income statement, under "other income and gains, net" (Note 6)	計入綜合損益表 「其他收入及收益淨額」 項下的年內出售收益總額 (附註6)	-	80

Trade receivables carried at FVOCI

按公平值計入其他全面收入列賬的貿易應收賬款

		2021 2021年 HK\$'000 港幣千元	2020 2020年 HK\$'000 港幣千元
As at 1 April	於4月1日	409,268	356,206
Additions	添置	3,060,929	4,692,389
Disposals	出售	(3,217,213)	(4,639,316)
Fair value loss recognised to other comprehensive income	於其他全面收入確認的 公平值虧損	(16,506)	(30,192)
Reclassification of trade receivables at FVOCI reserve to factoring interests and charges upon disposals	於出售後將按公平值計入其他 全面收入的貿易應收賬款 儲備重新分類至保理利息及 費用	17,311	30,181
As at 31 March	於3月31日	253,789	409,268

NOTES TO THE CONSOLIDATED FINANCIAL STATEMENTS

綜合財務報表附註

3 FINANCIAL RISK MANAGEMENT (Continued)

3.3 Capital risk management

The Group's objectives when managing capital are to safeguard its ability to continue as a going concern so that it can continue to provide returns for shareholder and benefits for other stakeholders, and maintain an optimal capital structure to reduce the cost of capital. In order to maintain or adjust the capital structure, the Group may adjust the amount of dividends paid to shareholder, return capital to shareholder, issue new shares or sell assets to reduce debt.

The Group monitors capital on the basis of the gearing ratio. As at 31 March 2021 and 2020, the Group had a gearing ratio of 115% and 103%, respectively. This ratio is calculated as net debts (represented by bank borrowings less cash and cash equivalents) divided by total equity. The gearing ratios were as follows:

		2021 2021年 HK\$'000 港幣千元	2020 2020年 HK\$'000 港幣千元
Total borrowings (Note 24)	借款總額(附註24)	4,368,891	3,590,005
Less:	減:		
Cash and cash equivalents (Note 21)	現金及現金等價物(附註21)	(827,980)	(587,616)
Net debt	淨債務	3,540,911	3,002,389
Total equity	權益總額	3,070,354	2,917,995
Gearing ratio	資產負債比率	115%	103%

The increase in gearing ratio from 103% as at 31 March 2020 to 115% as at 31 March 2021 was primarily due to the increase in bank borrowings for financing of capital expenditure in relation to new production facilities in Vietnam during the year.

The Group has complied with all the relevant covenants under the terms of borrowing facilities throughout the year (2020: Same).

3.4 Offsetting financial assets and financial liabilities

No financial assets and financial liabilities were subject to offsetting, enforceable master netting arrangements or similar agreements as at 31 March 2021 (2020: Same).

3 財務風險管理(續)

3.3 資本風險管理

本集團管理資本的目標為保障本集團持續營運的能力，從而繼續為股東提供回報及為其他利益相關者提供利益，並維持最佳資本架構以減低資本成本。為維持或調整基本架構，本集團可能調整派付股東的股息金額、向股東退還資本、發行新股或出售資產以減少債務。

本集團透過資產負債比率監察資本。於2021年及2020年3月31日，本集團資產負債比率分別為115%及103%。該比率按淨債務(即銀行借款減現金及現金等價物)除權益總額計算。資產負債比率如下：

資產負債比率由2020年3月31日的103%增加至2021年3月31日的115%，主要由於年內銀行借款增加以供撥付越南新生產廠房的資本開支。

本集團於年內一直遵守借款融資條款項下的所有有關契諾(2020年：相同)。

3.4 抵銷金融資產及金融負債

於2021年3月31日，概無金融資產及金融負債受限於抵銷、可強制執行總淨額結算安排或類似協議(2020年：相同)。

NOTES TO THE CONSOLIDATED FINANCIAL STATEMENTS

綜合財務報表附註

4 CRITICAL ACCOUNTING ESTIMATES AND JUDGEMENTS

Estimates and judgements used in preparing the financial statements are continually evaluated and are based on historical experience and other factors, including expectations of future events that may have a financial impact on the entity and that are believed to be reasonable under the circumstances.

The Group makes estimates and assumptions concerning the future. The resulting accounting estimates will, by definition, seldom equal the related actual results. The estimates and assumptions that have a significant risk of causing a material adjustment to the carrying amounts of assets and liabilities within the next financial year are discussed below.

(a) Net realisable value of inventories

Net realisable value of inventories is the estimated selling price in the ordinary course of business, less cost to sell. These estimates are based on the current market condition and the historical experience of manufacturing and selling products of similar nature. Write-downs of inventories are recorded where events or changes in circumstances indicate that the balances may not be realised. The identification of write-downs requires the use of judgement and estimates. Where the expectation is different from the original estimate, such difference will impact the carrying value of inventories and write-downs of inventories in the period in which such estimate has been changed. Management reassesses these estimates at each reporting date.

(b) Impairment of trade receivables

The Group's management determines the loss allowances for trade receivables based on the assumptions about risk of default and expected loss rates. The Group uses judgement in making these assumptions and selecting the inputs to the impairment calculation which is based on the customer's past settlement pattern, existing market conditions as well as forward looking estimates at the end of each reporting period. Details of the key assumptions and inputs used are disclosed in note 3.1(c)(ii).

4 主要會計估計及判斷

本集團根據過往經驗及其他因素(包括可能對實體產生財務影響及在某些情況下認為合理的未來事件預期)，持續評估編製財務報表所用的估計及判斷。

本集團對未來作出估計及假設。顧名思義，所產生會計估計極少與相關實際結果相同。很大機會導致下個財政年度資產與負債賬面值作出重大調整的估計及假設討論如下。

(a) 存貨可變現淨值

存貨可變現淨值為日常業務中估計售價減銷售成本。該等估計按現行市況以及類似性質產品的過往製造及銷售經驗作出。存貨撇減於事件或情況有變顯示結餘或未能變現時入賬。識別撇減須運用判斷及估計。倘預期有別於原先估計，該差額將影響存貨賬面值及該估計變動期間的存貨撇減金額。管理層於各報告日期重新評估該等估計。

(b) 貿易應收賬款減值

本集團管理層按違約風險及預期虧損率假設，釐定貿易應收賬款的虧損撥備。基於各報告期末客戶過往的結算模式、目前市場狀況以及前瞻性估計，本集團於作出該等假設及選擇減值計算輸入數據時運用判斷。主要假設及輸入數據的詳情於附註3.1(c)(ii)披露。

NOTES TO THE CONSOLIDATED FINANCIAL STATEMENTS

綜合財務報表附註

4 CRITICAL ACCOUNTING ESTIMATES AND JUDGEMENTS (Continued)

(c) Income tax and deferred tax

The Group is subject to income taxes in Hong Kong, the PRC and Vietnam. Significant judgement is required in determining the provision for income taxes. There are some transactions and calculations for which the ultimate tax determination is uncertain during the ordinary course of business. The Group recognises liabilities for anticipated taxes based on estimates of whether additional taxes will be due. Where the final tax outcome of these matters is different from the amounts that were initially recorded, such differences would impact the current tax and deferred tax provisions in the period in which such determination is made.

Deferred income tax assets relating to certain temporary differences and tax losses are recognised when management considers it is likely that future taxable profits will be available against which the temporary differences or tax losses can be utilised. When the expectations are different from the original estimates, such differences will impact the recognition of deferred income tax assets and income tax charges in the period in which such estimates have been changed.

(d) Useful lives and residual values of property, plant and equipment

The Group's management determines the estimated useful lives, residual values and related depreciation charges for its property, plant and equipment. This estimate is based on the historical experience of the actual useful lives of property, plant and equipment of similar nature and functions. It could change significantly as a result of technical innovations and competitor actions in response to severe industry cycles. Management will revise the depreciation charge where useful lives are different from previously estimated, or it will write-off or write-down technically obsolete or non-strategic assets that have been abandoned.

4 主要會計估計及判斷(續)

(c) 所得稅及遞延稅項

本集團須於香港、中國及越南繳納所得稅。在釐定所得稅撥備時，需要作出重大判斷。在日常業務過程中，部分交易和計算所涉及的最終稅項釐定均存在不確定因素。本集團根據估計是否須繳付額外稅款，就預計稅項確認負債。倘該等事宜的最終稅務結果有別於最初入賬金額，該差額將影響作出釐定期間的即期稅項及遞延稅項撥備。

當管理層認為很可能有未來應課稅溢利可用以抵銷暫時性差額或稅項虧損時，則會確認有關若干暫時性差額及稅項虧損的遞延所得稅資產。倘有關預期金額與最初估計不同，則有關差額將影響有關估計變動期間的遞延所得稅資產及所得稅支出的確認。

(d) 物業、廠房及設備的可使用年期及剩餘價值

本集團管理層釐定其物業、廠房及設備估計可使用年期、剩餘價值及有關折舊費用。該估計乃以相似性質及功能的物業、廠房及設備的實際可使用年期過往經驗為基準，並可能因科技創新及競爭對手為應對嚴峻行業周期的行動而大幅改變。倘可使用年期有別於先前估計，則管理層將修訂折舊費用，或撇銷或撇減已棄置的技術過時或非策略性資產。

NOTES TO THE CONSOLIDATED FINANCIAL STATEMENTS

綜合財務報表附註

5 SEGMENT INFORMATION

The executive directors of the Company (the “Executive Directors”) are the Group’s chief operating decision-makers. Management has determined the operating segments based on the information reviewed by the Executive Directors for the purposes of allocating resources and assessing performance.

The Executive Directors review the performance of the Group mainly from the product perspective. The Group is organised into four segments engaged in the manufacturing and trading of:

- (i) Bras and intimate wear;
- (ii) Bra pads and other molded products;
- (iii) Functional sports products; and
- (iv) Pandemic prevention products.

Pandemic prevention products (including fabric face masks, disposable masks and protective clothing) is a new segment determined by the Executive Directors as a result of the outbreak of coronavirus disease 2019 (“COVID-19”) during the year ended 31 March 2021.

The Executive Directors assess the performance of the operating segments based on a measure of gross profit of each segment, which is consistent with that of the financial statements. Finance income and finance costs are not allocated to segments, as this type of activity is driven by the central treasury function, which manages the cash position of the Group. Other information, as noted below, is also provided to the Executive Directors. The revenue reported to the Executive Directors is measured in a manner consistent with that in the consolidated income statement. The Company is domiciled in Hong Kong.

5 分部資料

本公司執行董事(「執行董事」)為本集團的主要營運決策者。管理層已根據執行董事就分配資源及評估表現所審閱的資料釐定經營分部。

執行董事主要從產品角度審閱本集團的表現。本集團分為四個分部，從事製造及買賣：

- (i) 胸圍及貼身內衣；
- (ii) 胸杯及其他模壓產品；
- (iii) 功能性運動類產品；及
- (iv) 防疫產品。

截至2021年3月31日止年度，防疫產品(包括布口罩、一次性口罩及防護衣物)為執行董事因爆發2019冠狀病毒病(「2019冠狀病毒」)而決定成立的新分部。

執行董事按與財務報表相符的各分部毛利評估經營分部的表現。由於此類活動由負責管理本集團現金狀況的中央財務部門推動，故此財務收入及財務成本並無分配至分部。如下文所述，其他資料亦已提供予執行董事。向執行董事報告的收入按與綜合損益表貫徹一致的方式計量。本公司位於香港。

NOTES TO THE CONSOLIDATED FINANCIAL STATEMENTS

綜合財務報表附註

5 SEGMENT INFORMATION (Continued)

The segment results for the year ended 31 March 2021 are as follows:

		Bras and intimate wear 胸圍及貼身內衣 HK\$'000 港幣千元	Bra pads and other molded products 胸杯及其他模壓產品 HK\$'000 港幣千元	Functional sports products 功能性運動類產品 HK\$'000 港幣千元	Pandemic prevention products 防疫產品 HK\$'000 港幣千元	Total 總計 HK\$'000 港幣千元
Total segment revenue (Recognised at a point in time)	分部總收入 (於某一時點確認)	3,968,123	567,711	788,840	649,616	5,974,290
Gross profit/segment results	毛利/分部業績	835,405	128,315	136,829	137,404	1,237,953
Other income	其他收入					48,065
Distribution and selling expenses	分銷及銷售開支					(139,494)
General and administrative expenses	一般及行政開支					(630,903)
Research and development costs	研發成本					(199,968)
Other operating expenses	其他經營開支					(49,738)
Finance income	財務收入					1,826
Finance costs	財務成本					(123,556)
Share of net profit of an associate accounted for using equity method	使用權益法入賬的應佔一間聯營公司純利					2,515
Profit before income tax	除所得稅前溢利					146,700
Income tax expense	所得稅開支					(21,185)
Profit for the year	年內溢利					125,515

5 分部資料(續)

截至2021年3月31日止年度的分部業績如下：

Other segment item included in the consolidated income statement for the year ended 31 March 2021 is as follows:

列入截至2021年3月31日止年度綜合損益表的其他分部項目如下：

		Bras and intimate wear 胸圍及貼身內衣 HK\$'000 港幣千元	Bra pads and other molded products 胸杯及其他模壓產品 HK\$'000 港幣千元	Functional sports products 功能性運動類產品 HK\$'000 港幣千元	Pandemic prevention products 防疫產品 HK\$'000 港幣千元	Total 總計 HK\$'000 港幣千元
Depreciation for property, plant and equipment and right-of-use assets included in cost of sales	計入銷售成本的物業、廠房及設備以及使用權資產折舊	248,904	36,228	56,571	48,200	389,903

NOTES TO THE CONSOLIDATED FINANCIAL STATEMENTS

綜合財務報表附註

5 SEGMENT INFORMATION (Continued)

Depreciation for property, plant and equipment and right-of-use assets of HK\$389,903,000 (2020: HK\$349,402,000) has been charged in "cost of sales", HK\$134,992,000 (2020: HK\$122,829,000) has been charged in "general and administrative expenses" and HK\$17,381,000 (2020: HK\$14,601,000) has been charged in "research and development expenses" respectively.

The segment results for the year ended 31 March 2020 are as follows:

		Bras and intimate wear 胸圍及貼身內衣 HK\$'000 港幣千元	Bra pads and other molded products 胸杯及其他模壓產品 HK\$'000 港幣千元	Functional sports products 功能性運動類產品 HK\$'000 港幣千元	Total 總計 HK\$'000 港幣千元
Total segment revenue (Recognised at a point in time)	分部總收入 (於某一時點確認)	5,061,431	677,093	602,486	6,341,010
Gross profit/segment results	毛利/分部業績	1,183,845	144,221	112,665	1,440,731
Other income and other gains	其他收入及其他收益				65,880
Distribution and selling expenses	分銷及銷售開支				(164,533)
General and administrative expenses	一般及行政開支				(664,527)
Research and development costs	研發成本				(203,911)
Finance income	財務收入				2,281
Finance costs	財務成本				(162,819)
Profit before income tax	除所得稅前溢利				313,102
Income tax expense	所得稅開支				(23,149)
Profit for the year	年內溢利				289,953

Other segment item included in the consolidated income statement for the year ended 31 March 2020 is as follows:

		Bras and intimate wear 胸圍及貼身內衣 HK\$'000 港幣千元	Bra pads and other molded products 胸杯及其他模壓產品 HK\$'000 港幣千元	Functional sports products 功能性運動類產品 HK\$'000 港幣千元	Total 總計 HK\$'000 港幣千元
Depreciation for property, plant and equipment and right-of-use assets included in cost of sales	計入銷售成本的物業、廠房及設備以及使用權資產折舊	267,295	46,781	35,326	349,402

5 分部資料(續)

物業、廠房及設備以及使用權資產折舊港幣389,903,000元(2020年:港幣349,402,000元)、港幣134,992,000元(2020年:港幣122,829,000元)及港幣17,381,000元(2020年:港幣14,601,000元)已分別計入「銷售成本」、「一般及行政開支」及「研發開支」。

截至2020年3月31日止年度的分部業績如下:

列入截至2020年3月31日止年度綜合損益表的其他分部項目如下:

NOTES TO THE CONSOLIDATED FINANCIAL STATEMENTS

綜合財務報表附註

5 SEGMENT INFORMATION (Continued)

Revenue from external customers based on the destination of the customers are as follows:

		2021 2021年 HK\$'000 港幣千元	2020 2020年 HK\$'000 港幣千元
United States	美國	2,753,532	2,895,464
The People's Republic of China ("The PRC")	中華人民共和國(「中國」)	979,214	820,716
Europe	歐洲	737,399	745,060
Hong Kong	香港	167,685	311,041
Japan	日本	573,585	753,398
Korea	韓國	90,307	101,904
South-east Asia (Note a)	東南亞(附註a)	280,382	274,636
South Asia (Note b)	南亞(附註b)	47,461	93,064
Other countries/regions (Note c)	其他國家/地區(附註c)	344,725	345,727
		5,974,290	6,341,010

Note a: Includes Malaysia, Indonesia, Singapore, Philippines, Vietnam and Thailand.

Note b: Includes Bangladesh, Sri Lanka and India.

Note c: Include Taiwan, Turkey, Australia, Colombia and others.

No analysis of segment assets or segment liabilities is presented as they are not regularly provided to the Executive Directors.

Non-current assets, other than deposits, deferred tax assets and insurance policy investments, of the Group are located in the following geographical areas:

		2021 2021年 HK\$'000 港幣千元	2020 2020年 HK\$'000 港幣千元
The PRC	中國	822,463	852,725
Hong Kong	香港	60,050	53,180
Vietnam	越南	4,416,360	4,240,900
		5,298,873	5,146,805

5 分部資料(續)

根據客戶目的地劃分的外部客戶收入如下：

附註a：包括馬來西亞、印度尼西亞、新加坡、菲律賓、越南及泰國。

附註b：包括孟加拉、斯里蘭卡及印度。

附註c：包括台灣、土耳其、澳洲、哥倫比亞及其他。

由於並無定期向執行董事提供分部資產或分部負債的資料，故並無呈列分部資產或分部負債的分析。

本集團的非流動資產(除按金、遞延所得稅資產及保單投資外)位於以下地理區域：

NOTES TO THE CONSOLIDATED FINANCIAL STATEMENTS

綜合財務報表附註

5 SEGMENT INFORMATION (Continued)

An analysis of the Group's major customers, each of which accounts for 10% or more of the Group's external revenue, is as follows:

Customer	Location	Segments	2021	2020			
客戶	位置	分部	2021年	2020年			
			HK\$'000	HK\$'000			
			港幣千元	港幣千元			
Customer A	客戶A	Japan	日本	Bras and intimate wear, molded products and functional sports products	胸圍及貼身內衣、模壓產品及功能性運動類產品	971,416	1,427,842
Customer B	客戶B	United States	美國	Bras and intimate wear	胸圍及貼身內衣	762,487	1,355,436

As a practical expedient, no disclosure was made for the aggregate amount of the transaction price allocated to the performance obligations that are unsatisfied (or partially unsatisfied) as at 31 March 2021 (2020: Same), because such performance obligations are part of contracts having an original expected duration of one year or less.

5 分部資料(續)

各自佔本集團10%或以上外部收入的本集團主要客戶分析如下：

在實際應用中，由於有關履約責任為原先預期時長一年或以下合約的一部分，故於2021年3月31日概無就分配至尚未履行(或部分尚未履行)履約責任的交易價格總額作出披露(2020年：相同)。

6 OTHER INCOME AND OTHER GAINS

		2021	2020
		2021年	2020年
		HK\$'000	HK\$'000
		港幣千元	港幣千元
Other income	其他收入		
Scrap sales income	廢料銷售收入	9,703	9,791
Government grants (Note)	政府補助(附註)	35,131	53,891
Others	其他	3,231	2,118
		48,065	65,800
Other gains	其他收益		
Gain on disposal of insurance policy investments	出售保單投資收益	-	80
		48,065	65,880

Note:

The government grants obtained mainly represent technical innovation subsidies from the PRC Government and salaries and wages subsidies granted under the Anti-Epidemic Fund by the Government of the Hong Kong Special Administrative Region for the use of paying wages of employees from June to November 2020. Under the terms of the salaries and wages subsidies, the Group is required not to make redundancies during the subsidy period and to spend all the funding on paying wages to its employees. There are no unfulfilled conditions or other contingencies attaching to these grants.

6 其他收入及其他收益

附註：

所獲得的政府補助主要指中國政府科技創新資助及香港特別行政區政府防疫抗疫基金項下所授出用於支付2020年6月至11月僱員工資的薪金及工資補助。根據薪金及工資補助條款，本集團不得於補助期內裁員且須將所有資金用於支付僱員工資。概無有關該等補助的未履行條件或其他突發事件。

NOTES TO THE CONSOLIDATED FINANCIAL STATEMENTS

綜合財務報表附註

7 EXPENSES BY NATURE

7 按性質劃分的開支

		2021 2021年 HK\$'000 港幣千元	2020 2020年 HK\$'000 港幣千元
Amortisation of intangible assets (Note 15)	無形資產攤銷(附註15)	9,887	9,273
Auditor's remuneration	核數師酬金		
– Audit services	– 核數服務	3,015	3,000
– Non-audit services	– 非核數服務	1,145	1,132
Depreciation of property, plant and equipment (Note 13)	物業、廠房及設備折舊(附註13)	446,881	401,035
Depreciation of right-of-use assets (Note 14)	使用權資產折舊(附註14)	95,395	85,797
Bank charges	銀行費用	3,068	3,534
Consumables	耗材	199,862	210,093
Cost of inventories sold (Note 18)	已售存貨成本(附註18)	2,140,905	2,166,269
Loss allowance of trade receivables (Note 19)	貿易應收賬款虧損撥備(附註19)	721	6,181
Donations	捐款	716	1,801
Employee benefit expenses (Note 8)	僱員福利開支(附註8)	2,323,279	2,526,415
Restructuring costs (Note)	重組成本(附註)	49,738	–
Freight and transportation expenses	貨運及運輸開支	67,831	75,833
Loss/(gain) on disposal of property, plant and equipment, net	出售物業、廠房及設備虧損/(收益)淨額	1,857	(641)
Gain on modification and disposal of right-of-use assets (Buildings)	變更及出售使用權資產(樓宇)收益	(1,622)	(1,008)
Gain on disposal of right-of-use assets (Leasehold land and land use rights)	出售使用權資產(租賃土地及土地使用權)收益	(691)	–
Expense relating to short-term leases (Note 14)	有關短期租賃的開支(附註14)	10,034	18,817
Utilities	公用服務	150,461	167,754
Others	其他	253,958	257,965
Total cost of sales, distribution and selling expenses, general and administrative expenses, research and development costs and other operating expenses	銷售成本、分銷及銷售開支、一般及行政開支、研發成本以及其他經營開支總額	5,756,440	5,933,250

Note:

The restructuring costs primarily include termination benefits of approximately HK\$40,098,000 (2020: Nil) paid to employees and write-off of fixed assets of approximately HK\$9,640,000 (2020: Nil) as a result of the reallocation of human resources and production capacity between the PRC and Vietnam for the year ended 31 March 2021 and are included in "other operating expenses" in the consolidated income statement.

附註：

重組成本主要包括支付予僱員的解僱補償金額約港幣40,098,000元(2020年：無)及固定資產撇賬約港幣9,640,000元(2020年：無)，此乃由於截至2021年3月31日止年度中國及越南兩地的人力資源及產能重新分配，並計入綜合損益表的「其他經營開支」。

NOTES TO THE CONSOLIDATED FINANCIAL STATEMENTS

綜合財務報表附註

8 EMPLOYEE BENEFIT EXPENSES (INCLUDING DIRECTORS' EMOLUMENTS)

8 僱員福利開支(包括董事酬金)

		2021 2021年 HK\$'000 港幣千元	2020 2020年 HK\$'000 港幣千元
Wages, salaries, bonus and allowances	工資、薪金、花紅及津貼	2,003,216	2,220,672
Retirement benefit costs – defined contribution schemes (Note (a))	退休福利成本 – 定額供款計劃 (附註(a))	211,893	225,877
Staff welfare and benefits	員工福利及利益	108,170	79,866
		2,323,279	2,526,415

(a) Retirement benefit costs – defined contribution schemes

The Group has arranged for its Hong Kong employees to join the Mandatory Provident Fund Scheme (the "MPF Scheme"), a defined contribution scheme managed by an independent trustee. Under the MPF Scheme, the Group and its employees make monthly contributions to the scheme at 5% of the employees' earnings as defined under the Mandatory Provident Fund legislation. Both the Group's and the employees' contributions were subject to a cap of HK\$1,500 on monthly basis and thereafter contributions are voluntary.

The Company's subsidiaries in the PRC and Vietnam are members of the state-managed retirement benefits scheme operated by the local governments. The Group contributes a certain percentage of the salaries of the subsidiaries' employees, and has no further obligations for the actual payment of pensions or post-retirement benefits beyond the annual contributions. The state-managed retirement plans are responsible for the entire pension obligations payable to the retired employees.

(b) Five highest paid individuals

The five individuals whose emoluments were the highest in the Group for the year include five (2020: five) directors whose emoluments are reflected in the analysis shown in Note 34.

(a) 退休福利成本 – 定額供款計劃

本集團安排其香港僱員參加強制性公積金計劃(「強積金計劃」)，強積金計劃為由獨立受託人管理的定額供款計劃。根據強積金計劃，本集團及其僱員各自每月按僱員入息(定義見強制性公積金法例)5%向計劃作出供款。本集團及僱員各自的每月供款上限為港幣1,500元，超出該等金額的供款則另作自願性供款。

本公司於中國及越南的附屬公司均屬當地政府營運的國家管理退休福利計劃的成員。本集團按附屬公司僱員薪金的一定百分比供款，除年度供款外，概無就實際支付退休金或退休後福利負有進一步責任。國家管理退休計劃負責向退休僱員支付全部退休金。

(b) 五名最高薪人士

年內本集團五名最高薪人士包括五名(2020年：五名)董事，其薪酬於附註34的分析中反映。

NOTES TO THE CONSOLIDATED FINANCIAL STATEMENTS

綜合財務報表附註

9 FINANCE COSTS, NET

9 財務成本淨額

		2021 2021年 HK\$'000 港幣千元	2020 2020年 HK\$'000 港幣千元
Finance income	財務收入		
– interest income on bank deposits	– 銀行存款利息收入	1,761	2,281
– other interest income	– 其他利息收入	65	–
		1,826	2,281
<hr/>			
Finance costs	財務成本		
– interest expense on bank borrowings	– 銀行借款利息開支	(100,393)	(130,700)
– factoring interests and charges	– 保理利息及費用	(17,311)	(30,181)
– interest expense on lease liabilities (Note 14)	– 租賃負債利息開支 (附註14)	(8,282)	(9,145)
– unwinding interest	– 撥回利息	(289)	(5,994)
		(126,275)	(176,020)
Less: interest expenses capitalised on qualifying assets (Note)	減：合資格資產的資本化 利息開支(附註)	2,719	13,201
		(123,556)	(162,819)
<hr/>			
Finance costs, net	財務成本淨額	(121,730)	(160,538)

Note:

The capitalisation rate used to determine the amount of borrowing costs to be capitalised is the weighted average interest rate applicable to the Group's borrowings during the year, which is 2.1% per annum (2020: 4.0%).

附註：

用作釐定將予資本化借款成本金額的資本化率為年內本集團借款適用的加權平均利率，為每年2.1%(2020年：4.0%)。

NOTES TO THE CONSOLIDATED FINANCIAL STATEMENTS

綜合財務報表附註

10 SUBSIDIARIES

The following is a list of the principal subsidiaries as at 31 March 2021:

10 附屬公司

下表為於2021年3月31日的主要附屬公司：

Name	Place of incorporation and kind of legal entity	Registered capital/issued and fully paid share capital	Effective interest held (%)	Principal activities and place of operation
名稱	註冊成立地點及法律實體類型	註冊資本／已發行及繳足股本	所持實際權益(百分比)	主要業務及營運地點
Directly held by the Company				
本公司直接持有				
Regina Miracle International (Holdings) Limited 維珍妮國際(控股)有限公司	British Virgin Islands, limited liability company 英屬處女群島，有限責任公司	US\$100 100美元	100% 100%	Investment holding in the British Virgin Islands 於英屬處女群島進行投資控股
Indirectly held by the Company				
本公司間接持有				
Regina Miracle International (Group) Limited 維珍妮國際(集團)有限公司	Hong Kong, limited liability company 香港，有限責任公司	HK\$5,000,000 港幣5,000,000元	100% 100%	Trading of brassieres and panties, and functional sports products in Hong Kong 於香港買賣胸圍及內褲以及功能性運動類產品
Regina Miracle International Limited 維珍妮國際有限公司	Hong Kong, limited liability company 香港，有限責任公司	HK\$100 港幣100元	100% 100%	Trading of bra pads and other molded products in Hong Kong 於香港買賣胸杯及其他模壓產品
Honour First (Hong Kong) Limited 信悅(香港)有限公司	Hong Kong, limited liability company 香港，有限責任公司	HK\$10,000 港幣10,000元	100% 100%	Provision of sales agency and information technology services in Hong Kong 於香港提供銷售代理及信息技術服務
Regina Miracle Intimate Apparel (Shenzhen) Co., Limited 麗晶維珍妮內衣(深圳)有限公司	The PRC, limited liability company 中國，有限責任公司	HK\$300,000,000 港幣300,000,000元	100% 100%	Manufacturing of brassieres and panties, and functional sports products in the PRC 於中國生產胸圍及內褲以及功能性運動類產品

NOTES TO THE CONSOLIDATED FINANCIAL STATEMENTS

綜合財務報表附註

10 SUBSIDIARIES (Continued)

10 附屬公司(續)

Name	Place of incorporation and kind of legal entity	Registered capital/issued and fully paid share capital	Effective interest held (%)	Principal activities and place of operation
名稱	註冊成立地點及法律實體類型	註冊資本／已發行及繳足股本	所持實際權益(百分比)	主要業務及營運地點
Regina Miracle (Shenzhen) Limited 維珍妮內衣(深圳)有限公司	The PRC, limited liability company 中國·有限責任公司	HK\$20,000,000 港幣20,000,000元	100% 100%	Manufacturing of bra pads and other molded products in the PRC 於中國生產胸杯及其他模壓產品
Shenzhen Regina Miracle Medical Technology Co., Ltd. 深圳市維珍妮醫療科技有限公司	The PRC, limited liability company 中國·有限責任公司	HK\$10,660,500 港幣10,660,500元	100% 100%	Manufacturing of pandemic prevention products in the PRC 於中國生產防疫產品
Regina Miracle International (Vietnam) Limited 維珍妮國際(越南)有限公司	British Virgin Islands, limited liability company 英屬處女群島·有限責任公司	US\$1 1美元	100% 100%	Investment holding in the British Virgin Islands 於英屬處女群島進行投資控股
Regina Miracle International (Vietnam) Limited 維珍妮國際(越南)有限公司	Hong Kong, limited liability company 香港·有限責任公司	HK\$10,000 港幣10,000元	100% 100%	Investment holding in Hong Kong 於香港進行投資控股
Regina Miracle International (Vietnam) Co., Ltd.	Vietnam, limited liability company 越南·有限責任公司	US\$828,930,105 828,930,105美元	100% 100%	Manufacturing of brassieres and panties, bra pads, and functional sports products in Vietnam 於越南生產胸圍及內褲、胸杯及功能性運動類產品
Regina Miracle International Hung Yen Co., Ltd.	Vietnam, limited liability company 越南·有限責任公司	US\$58,810,190 58,810,190美元	100% 100%	Manufacturing of semi-finished goods in Vietnam 於越南生產半製成品
Regina Miracle Management Limited 維珍妮管理有限公司	Hong Kong, limited liability company 香港·有限責任公司	HK\$1 港幣1元	100% 100%	Investment holding in Hong Kong 於香港進行投資控股

NOTES TO THE CONSOLIDATED FINANCIAL STATEMENTS

綜合財務報表附註

11 INCOME TAX EXPENSE

For the years ended 31 March 2020 and 2021, the Group is eligible to nominate one Hong Kong incorporated entity in the Group to be chargeable at the two tiered profits tax rates, whereby profits tax will be chargeable on the first HK\$2 million of assessable profits at 8.25% and assessable profits above this threshold will be subject to a rate of 16.5%. Hong Kong profits tax for other Hong Kong incorporated entities in the Group has been provided for at the rate of 16.5% on the estimated assessable profits.

The applicable tax rate for the PRC subsidiaries of the Group is 25% (2020: 25%) for the year ended 31 March 2021.

According to a policy promulgated by the State Tax Bureau of the PRC and effective from 2008 onwards, enterprises engaged in research and development activities are entitled to claim ranging from 150% to 175% of the research and development expenses so incurred in a period as tax deductible expenses in determining its tax assessable profits for that period ("Super Deduction"). Certain PRC subsidiaries have applied such Super Deduction during the year.

The subsidiaries established and operated in Vietnam were subject to corporate income tax at a rate of 20% (2020: 20%). In accordance with the applicable tax regulations, preferential tax rates and tax holidays will be granted to new investment projects based on regulated encouraged sectors, encouraged locations, and size of the projects.

Regina Miracle International (Vietnam) Co., Ltd. is subject to a lower tax rate of 10% for fifteen consecutive years, commencing from the first year of making revenue. In addition, the subsidiary is entitled to full exemption from corporate income tax for the first four years from the earlier of (i) the year when profit is generated for the first time or (ii) the fourth year of making revenue; and a 50% reduction in corporate income tax for the next nine years, which is offered by the Vietnam Government and is stipulated in the subsidiary's investment license. The first year of this tax reduction period commenced in the financial year ended 31 March 2018.

Regina Miracle International Hung Yen Co., Ltd. is entitled to full exemption from corporate income tax for the first two years from the earlier of (i) the year when profit is generated for the first time or (ii) the fourth year of making revenue; and a 50% reduction in corporate income tax for the next four years, which is offered by the Vietnam Government and is stipulated in the subsidiary's investment license. The first year of this tax reduction period will commence in the financial year ended 31 March 2022.

11 所得稅開支

截至2020年及2021年3月31日止年度，本集團可提名本集團內其中一間香港註冊成立實體按利得稅兩級制徵稅，而首港幣二百萬元的應課稅溢利須按8.25%稅率繳付利得稅，超過該水平的應課稅溢利將按16.5%稅率繳付。本集團內其他香港註冊成立實體的香港利得稅的估計應課稅溢利按16.5%稅率計提撥備。

截至2021年3月31日止年度，本集團中國附屬公司的適用稅率為25%（2020年：25%）。

根據中國國家稅務總局所頒佈自2008年起生效的一項政策，從事研發活動的企業有權在釐定期間應課稅溢利時將該期間產生的研發開支介乎150%至175%範圍內的申報為可扣稅開支（「超額抵扣」）。若干中國附屬公司已於年內使用該超額抵扣。

於越南設立運營的附屬公司須按20%（2020年：20%）的稅率繳納企業所得稅。根據適用稅項法規，優惠稅率及免稅期將根據受規管鼓勵行業、受鼓勵地區及項目規模而授予新投資項目。

維珍妮國際（越南）有限公司自產生收入首年起連續十五年按較低稅率10%繳稅。此外，自(i)產生溢利首年或(ii)產生收入的第四年（按較早者為準）起計首四年內，該附屬公司有權全數豁免繳納企業所得稅，並於其後九年內享有50%企業所得稅減免，該優惠稅率由越南政府給予，並於該附屬公司的投資許可證內訂明。減稅期第一年由截至2018年3月31日止財政年度開始。

自(i)產生溢利首年或(ii)產生收入第四年（以較早者為準）起首兩年，Regina Miracle International Hung Yen Co., Ltd.有權全數豁免繳納企業所得稅；其後四年內享有50%企業所得稅減免，該優惠稅率由越南政府給予，並於該附屬公司的投資許可證內訂明。減稅期第一年將於截至2022年3月31日止財政年度開始。

NOTES TO THE CONSOLIDATED FINANCIAL STATEMENTS

綜合財務報表附註

11 INCOME TAX EXPENSE (Continued)

The amount of taxation charged to the consolidated income statement represents:

		2021 2021年 HK\$'000 港幣千元	2020 2020年 HK\$'000 港幣千元
Current income tax	即期所得稅		
– Hong Kong profits tax	– 香港利得稅	5,138	14,748
– PRC enterprise income tax	– 中國企業所得稅	11,531	15,941
(Over)/under-provision in prior years	於過往年度(超額撥備)/ 撥備不足	(3,272)	91
Deferred income tax (Note 25)	遞延所得稅(附註25)	7,788	(7,631)
Income tax expense	所得稅開支	21,185	23,149

11 所得稅開支(續)

已於綜合損益表中扣除的稅項金額如下：

The taxation on the Group's profit before income tax differs from the theoretical amount that would arise using the weighted average tax rate applicable to profits of the group companies as follows:

本集團除所得稅前溢利的稅項與採用適用於集團公司溢利的加權平均稅率得出的理論金額的差異如下：

		2021 2021年 HK\$'000 港幣千元	2020 2020年 HK\$'000 港幣千元
Profit before income tax	除所得稅前溢利	146,700	313,102
Tax calculated at domestic tax rate applicable to profits in respective jurisdictions	按適用於相關司法權區溢利的國內稅率計算的稅項	11,031	27,648
Tax effects of:	稅務影響：		
Income not subject to tax	毋須課稅的收入	(4,373)	(507)
Super Deduction	超額抵扣	(21,253)	(22,178)
Expenses not deductible for taxation purpose	不可扣稅的開支	30,350	22,429
Utilisation of previously unrecognised tax losses	動用先前未確認的稅項虧損	–	(4,334)
Tax losses for which no deferred income tax asset was recognised	並無確認遞延所得稅資產的稅項虧損	9,117	–
Tax effect of share of profit of an associate	分佔一間聯營公司溢利的稅務影響	(415)	–
(Over)/under-provision in prior years	於過往年度(超額撥備)/ 撥備不足	(3,272)	91
Income tax expense	所得稅開支	21,185	23,149

The weighted average applicable tax rate for the year ended 31 March 2021 was 7.5% (2020: 8.8%). The decrease is primarily due to change in the profitability of the Group's subsidiaries in Vietnam which are entitled to preferential tax rate.

截至2021年3月31日止年度，加權平均適用稅率為7.5% (2020年：8.8%)。該降幅主要由於本集團可享優惠稅率的越南附屬公司的盈利能力變動所致。

NOTES TO THE CONSOLIDATED FINANCIAL STATEMENTS

綜合財務報表附註

12 EARNINGS PER SHARE

(a) Basic

Basic earnings per share is calculated by dividing the profit attributable to owners of the Company by the weighted average number of ordinary shares in issue during the year.

12 每股盈利

(a) 基本

每股基本盈利按本公司擁有人應佔溢利除以年內已發行普通股加權平均數計算。

		2021 2021年	2020 2020年
Profit attributable to owners of the Company (HK\$'000)	本公司擁有人應佔溢利 (港幣千元)	125,515	289,953
Weighted average number of ordinary shares in issue ('000)	已發行普通股加權平均數 (千股)	1,224,250	1,224,250
Basic earnings per share (expressed in HK cents per share)	每股基本盈利 (以每股港仙呈列)	10.3	23.7

(b) Diluted

Diluted earnings per share for the years ended 31 March 2021 and 2020 are the same as the basic earnings per share as there were no potentially dilutive ordinary shares issued.

(b) 攤薄

截至2021年及2020年3月31日止年度，由於並無發行潛在攤薄普通股，故每股攤薄盈利等於每股基本盈利。

NOTES TO THE CONSOLIDATED FINANCIAL STATEMENTS

綜合財務報表附註

13 PROPERTY, PLANT AND EQUIPMENT

13 物業、廠房及設備

		Buildings 樓宇 HK\$'000 港幣千元	Leasehold improvements 租賃物業裝修 HK\$'000 港幣千元	Plant and machinery 廠房及機器 HK\$'000 港幣千元	Office furniture and fixtures 辦公傢俬及固定裝置 HK\$'000 港幣千元	Computer equipment 電腦設備 HK\$'000 港幣千元	Motor vehicles 汽車 HK\$'000 港幣千元	Construction in progress 在建工程 HK\$'000 港幣千元	Total 總計 HK\$'000 港幣千元
As at 1 April 2019	於2019年4月1日								
Cost	成本	942,140	1,637,228	1,958,831	345,320	169,861	37,192	731,377	5,821,949
Accumulated depreciation	累計折舊	(83,801)	(534,615)	(732,815)	(167,864)	(106,633)	(22,166)	-	(1,647,894)
Net book amount	賬面淨值	858,339	1,102,613	1,226,016	177,456	63,228	15,026	731,377	4,174,055
Year ended 31 March 2020	截至2020年3月31日止年度								
Opening net book amount	年初賬面淨值	858,339	1,102,613	1,226,016	177,456	63,228	15,026	731,377	4,174,055
Additions	添置	91,028	152,444	338,609	69,182	39,555	2,850	260,245	953,913
Disposals	出售	-	-	(1,502)	(64)	(108)	(66)	-	(1,740)
Transfer-in/(out)	轉入/(出)	371,196	169,379	1,929	8,974	17,127	-	(568,605)	-
Depreciation	折舊	(49,009)	(117,465)	(132,433)	(63,480)	(33,716)	(4,932)	-	(401,035)
Currency translation differences	貨幣換算差額	(24,243)	(31,830)	(42,151)	(4,471)	(1,980)	(267)	(8,838)	(113,780)
Closing net book amount	年末賬面淨值	1,247,311	1,275,141	1,390,468	187,597	84,106	12,611	414,179	4,611,413
Year ended 31 March 2021	截至2021年3月31日止年度								
Opening net book amount	年初賬面淨值	1,247,311	1,275,141	1,390,468	187,597	84,106	12,611	414,179	4,611,413
Additions	添置	98,354	102,026	110,225	27,202	12,577	1,758	133,306	485,448
Disposals/Write-off	出售/撇銷	-	(9,609)	(3,937)	(58)	(249)	-	-	(13,853)
Transfer-in/(out)	轉入/(出)	121,920	133,413	1,419	18,830	3,988	-	(279,570)	-
Depreciation	折舊	(59,322)	(135,862)	(139,586)	(72,258)	(35,363)	(4,490)	-	(446,881)
Currency translation differences	貨幣換算差額	(987)	16,473	21,728	746	443	71	(120)	38,354
Closing net book amount	年末賬面淨值	1,407,276	1,381,582	1,380,317	162,059	65,502	9,950	267,795	4,674,481
As at 31 March 2021	於2021年3月31日								
Cost	成本	1,597,525	2,161,759	2,310,582	462,090	233,505	41,102	267,795	7,074,358
Accumulated depreciation	累計折舊	(190,249)	(780,177)	(930,265)	(300,031)	(168,003)	(31,152)	-	(2,399,877)
Net book amount	賬面淨值	1,407,276	1,381,582	1,380,317	162,059	65,502	9,950	267,795	4,674,481

Depreciation expense charged in consolidated income statement is as follows:

於綜合損益表扣除的折舊開支如下：

		2021 2021年 HK\$'000 港幣千元	2020 2020年 HK\$'000 港幣千元
Cost of sales	銷售成本	327,076	291,263
General and administrative expenses	一般及行政開支	113,811	104,060
Research and development costs	研發成本	5,994	5,712
		446,881	401,035

NOTES TO THE CONSOLIDATED FINANCIAL STATEMENTS

綜合財務報表附註

14 LEASES

- (i) Amounts recognised in the consolidated balance sheet
Right-of-use assets

14 租賃

- (i) 於綜合資產負債表確認的金額
使用權資產

		Buildings	Equipment	Leasehold land and land use rights	Total
		樓宇 HK\$'000 港幣千元	設備 HK\$'000 港幣千元	租賃土地及 土地使用權 HK\$'000 港幣千元	總計 HK\$'000 港幣千元
Year ended 31 March 2020	截至2020年3月31日 止年度				
Opening net book amount	年初賬面淨值	-	-	-	-
Adjustments for changes in accounting policies	就會計政策變動作出調整	186,900	-	252,289	439,189
Restated net book amount as at 1 April 2019	於2019年4月1日的 經重列賬面淨值	186,900	-	252,289	439,189
Additions	添置	10,456	-	111,706	122,162
Disposals	出售	(2,978)	-	-	(2,978)
Depreciation (Note 7)	折舊(附註7)	(77,426)	-	(8,371)	(85,797)
Currency translation differences	貨幣換算差額	1,338	-	(7,324)	(5,986)
Closing net book amount	年末賬面淨值	118,290	-	348,300	466,590
As at 31 March 2020	於2020年3月31日				
Cost	成本	242,388	-	376,710	619,098
Accumulated depreciation	累計折舊	(124,098)	-	(28,410)	(152,508)
Net book amount	賬面淨值	118,290	-	348,300	466,590
Year ended 31 March 2021	截至2021年3月31日 止年度				
Opening net book amount	年初賬面淨值	118,290	-	348,300	466,590
Additions	添置	80,889	13,699	20,267	114,855
Disposals	出售	(149)	-	(30,342)	(30,491)
Depreciation (Note 7)	折舊(附註7)	(86,442)	(304)	(8,649)	(95,395)
Modification of lease	租賃變更	34	-	-	34
Currency translation differences	貨幣換算差額	6,733	(11)	790	7,512
Closing net book amount	年末賬面淨值	119,355	13,384	330,366	463,105
As at 31 March 2021	於2021年3月31日				
Cost	成本	331,830	13,688	367,005	712,523
Accumulated depreciation	累計折舊	(212,475)	(304)	(36,639)	(249,418)
Net book amount	賬面淨值	119,355	13,384	330,366	463,105

NOTES TO THE CONSOLIDATED FINANCIAL STATEMENTS

綜合財務報表附註

14 LEASES (Continued)

(i) Amounts recognised in the consolidated balance sheet (Continued)

Right-of-use assets (Continued)

Depreciation expense of HK\$62,827,000 (2020: HK\$58,139,000) has been charged in 'cost of sales', HK\$21,181,000 (2020: HK\$18,769,000) in 'general and administrative expenses' and HK\$11,387,000 (2020: HK\$8,889,000) in 'research and development expenses', respectively.

Lease liabilities

14 租賃(續)

(i) 於綜合資產負債表確認的金額(續)

使用權資產(續)

折舊開支港幣62,827,000元(2020年：港幣58,139,000元)、港幣21,181,000元(2020年：港幣18,769,000元)及港幣11,387,000元(2020年：港幣8,889,000元)已分別在「銷售成本」、「一般及行政開支」及「研發開支」中扣除。

租賃負債

		As at 31 March 2021 於2021年3月31日 HK\$'000 港幣千元	As at 31 March 2020 於2020年3月31日 HK\$'000 港幣千元
Non-current	非流動		
– Buildings	– 樓宇	65,271	63,129
– Equipment	– 設備	12,894	–
		78,165	63,129
Current	流動		
– Buildings	– 樓宇	64,273	69,542
– Equipment	– 設備	706	–
– Leasehold land and land use rights	– 租賃土地及土地使用權	3,619	30,159
		68,598	99,701
		146,763	162,830

NOTES TO THE CONSOLIDATED FINANCIAL STATEMENTS

綜合財務報表附註

14 LEASES (Continued)

(ii) Amounts recognised in the consolidated income statement:

		Year ended	
		31 March 2021	31 March 2020
		截至以下日期止年度	
		2021年3月31日	2020年3月31日
		HK\$'000	HK\$'000
		港幣千元	港幣千元
	Notes 附註		
Depreciation charge of right-of-use assets	使用權資產折舊開支		
Buildings	樓宇	86,442	77,426
Equipment	設備	304	–
Leasehold land and land use rights	租賃土地及土地使用權	8,649	8,371
	7	95,395	85,797
Interest expense (included in finance costs)	利息開支 (計入財務成本)	8,282	9,145
Expense relating to short-term leases	與短期租賃有關的開支	10,034	18,817
		18,316	27,962

During the year ended 31 March 2021, the total cash outflow for leases were HK\$102,800,000 (2020: HK\$92,622,000).

截至2021年3月31日止年度，有關租賃的現金流出總額為港幣102,800,000元（2020年：港幣92,622,000元）。

(iii) The Group's leasing activities and how these are accounted for

The Group leases various offices, factories, equipment and staff quarters. Rental contracts are typically made in accordance to the lease terms.

Lease terms are negotiated on an individual basis and contain a wide range of different terms and conditions. The lease agreements do not impose any covenants other than the security interests in the leased assets that are held by the lessor. Leased assets may not be used as security for borrowing purposes.

14 租賃(續)

(ii) 於綜合損益表確認的金額：

(iii) 本集團的租賃活動及其入賬方式

本集團租賃若干辦公室、廠房、設備及員工宿舍。租賃合約一般根據租賃條款訂立。

租賃條款按個別情況進行磋商，條款與條件各有不同。租賃協議並無施加任何契諾，惟出租人於租賃資產持有的抵押權益除外。就借款而言，租賃資產不得用作抵押品。

NOTES TO THE CONSOLIDATED FINANCIAL STATEMENTS

綜合財務報表附註

15 INTANGIBLE ASSETS

15 無形資產

		Computer software 電腦軟件 HK\$'000 港幣千元
As at 1 April 2019	於2019年4月1日	
Cost	成本	91,547
Accumulated amortisation	累計攤銷	(41,877)
		49,670
Year ended 31 March 2020	截至2020年3月31日止年度	
Opening net book amount	年初賬面淨值	49,670
Additions	添置	8,552
Amortisation (Note 7)	攤銷(附註7)	(9,273)
Currency translation differences	貨幣換算差額	(1,026)
		47,923
As at 31 March 2020	於2020年3月31日	
Cost	成本	98,427
Accumulated amortisation	累計攤銷	(50,504)
		47,923
Year ended 31 March 2021	截至2021年3月31日止年度	
Opening net book amount	年初賬面淨值	47,923
Additions	添置	4,467
Amortisation (Note 7)	攤銷(附註7)	(9,887)
Currency translation differences	貨幣換算差額	1,160
		43,663
As at 31 March 2021	於2021年3月31日	
Cost	成本	105,010
Accumulated amortisation	累計攤銷	(61,347)
		43,663

Amortisation of intangible assets is included in general and administrative expenses in the consolidated income statement.

無形資產攤銷計入綜合損益表的一般及行政開支。

NOTES TO THE CONSOLIDATED FINANCIAL STATEMENTS

綜合財務報表附註

16 INSURANCE POLICY INVESTMENTS

16 保單投資

		2021 2021年 HK\$'000 港幣千元	2020 2020年 HK\$'000 港幣千元
Non-current assets	非流動資產		
Insurance policy investments	保單投資	190,359	130,110

Movement of the insurance policy investments is as follows:

保單投資的變動如下：

		2021 2021年 HK\$'000 港幣千元	2020 2020年 HK\$'000 港幣千元
As at 1 April	於4月1日	130,110	76,130
Additions	添置	51,872	49,046
Disposals	出售	–	(606)
Fair value gain recognised to other comprehensive income	於其他全面收入確認的 公平值收益	8,377	5,540
As at 31 March	於3月31日	190,359	130,110

As at 31 March 2021 and 2020, the carrying amounts of the insurance policy investments represented the cash surrender value of the insurance policies which approximates their fair values (Note 3.2).

於2021年及2020年3月31日，保單投資賬面值指與其公平值(附註3.2)相若的退保現金價值。

The insurance policy investments are denominated in the following currencies:

保單投資以下列貨幣列值：

		2021 2021年 HK\$'000 港幣千元	2020 2020年 HK\$'000 港幣千元
US\$	美元	132,039	83,395
HK\$	港幣	58,320	46,715
		190,359	130,110

NOTES TO THE CONSOLIDATED FINANCIAL STATEMENTS

綜合財務報表附註

17 INVESTMENT IN AN ASSOCIATE

17 於一間聯營公司的投資

		2021 2021年 HK\$'000 港幣千元	2020 2020年 HK\$'000 港幣千元
Share of net assets	應佔資產淨值	11,715	—

The movements of share of net assets during the year are as follows:

年內應佔資產淨值變動如下：

		2021 2021年 HK\$'000 港幣千元	2020 2020年 HK\$'000 港幣千元
As at 1 April	於4月1日	—	—
Addition	添置	11,500	—
Share of net profit of an associate	應佔一間聯營公司純利	2,515	—
Capital reduction	資本減少	(2,300)	—
As at 31 March	於3月31日	11,715	—

On 13 May 2021, Regina Miracle Management Limited, a wholly-owned subsidiary of the Company invested in 23% equity interest of Harmony Pharmacare Limited for a cash consideration of HK\$11,500,000. As a consequence, the Group gained significant influence over this investment and the investment was classified as an associate of the Group.

於2021年5月13日，本公司的全資附屬公司維珍妮管理有限公司以現金代價港幣11,500,000元投資恒維利有限公司的23%股權。因此，本集團對該投資有重大影響力，而該投資已獲分類為本集團的聯營公司。

Harmony Pharmacare Limited is primarily engaged in manufacturing, distribution and sale of protective equipment in Hong Kong.

恒維利有限公司主要於香港從事製造、分銷及出售防護用品業務。

18 INVENTORIES

18 存貨

		2021 2021年 HK\$'000 港幣千元	2020 2020年 HK\$'000 港幣千元
Raw materials	原材料	532,031	426,669
Work-in-progress	在製品	491,487	390,577
Finished goods	製成品	225,001	282,207
		1,248,519	1,099,453
Less: provision for impairment	減：減值撥備	(2,890)	(2,848)
Inventories, net	存貨淨額	1,245,629	1,096,605

The costs of raw materials recognised as expense and included in cost of sales amounted to approximately HK\$2,140,905,000 for the year ended 31 March 2021 (2020: HK\$2,166,269,000).

截至2021年3月31日止年度，確認為開支並計入銷售成本的原材料成本約為港幣2,140,905,000元（2020年：港幣2,166,269,000元）。

NOTES TO THE CONSOLIDATED FINANCIAL STATEMENTS

綜合財務報表附註

19 TRADE RECEIVABLES

19 貿易應收賬款

		2021 2021年 HK\$'000 港幣千元	2020 2020年 HK\$'000 港幣千元
Trade receivables	貿易應收賬款		
– carried at amortised cost	– 按攤銷成本列賬	849,577	319,251
– carried at FVOCI	– 按公平值計入 其他全面收入列賬	253,789	409,268
		1,103,366	728,519
Less: loss allowance of trade receivables	減：貿易應收賬款的虧損撥備	(10,344)	(9,623)
		1,093,022	718,896

The carrying amounts of trade receivables approximate their fair values.

貿易應收賬款的賬面值與其公平值相若。

(a) As at 31 March, the ageing analysis of gross trade receivables based on invoice date were as follows:

(a) 於3月31日，貿易應收賬款總額按發票日期計算的賬齡分析如下：

		2021 2021年 HK\$'000 港幣千元	2020 2020年 HK\$'000 港幣千元
0–30 days	0至30日	547,475	266,942
31–60 days	31至60日	207,115	261,554
61–90 days	61至90日	209,278	107,612
Over 90 days	超過90日	139,498	92,411
		1,103,366	728,519

The credit period granted by the Group is generally 30 to 120 days. The Group does not hold any collateral as security.

本集團授出的信用期一般為30至120日。本集團並無持有任何抵押品作擔保。

NOTES TO THE CONSOLIDATED FINANCIAL STATEMENTS

綜合財務報表附註

19 TRADE RECEIVABLES (Continued)

(b) As at 31 March, the carrying amounts of gross trade receivables are denominated in the following currencies:

		2021 2021年 HK\$'000 港幣千元	2020 2020年 HK\$'000 港幣千元
US\$	美元	964,885	640,294
HK\$	港幣	4,503	6,883
RMB	人民幣	133,978	81,342
		1,103,366	728,519

(c) As at 31 March 2021, included in the Group's trade receivables were amounts due from related parties of approximately HK\$8,272,000 (2020: HK\$3,090,000) (Note 31(c)).

(d) Impairment and risk exposure

The Group applies the HKFRS 9 simplified approach to measuring expected credit losses which uses a lifetime expected loss allowance for all trade receivables. Note 3.1 provides details for the calculation of the expected credit loss and credit risk exposure.

Movements in the Group's provision for impairment loss allowance for trade receivables as at 31 March 2021 and 31 March 2020 as follows:

		2021 2021年 HK\$'000 港幣千元	2020 2020年 HK\$'000 港幣千元
As at 1 April	於4月1日	9,623	3,442
Increase in loss allowance recognised in profit or loss during the year	年內於損益確認的虧損撥備增加	721	6,181
As at 31 March	於3月31日	10,344	9,623

19 貿易應收賬款(續)

(b) 於3月31日，貿易應收賬款總額的賬面值以下列貨幣計值：

		2021 2021年 HK\$'000 港幣千元	2020 2020年 HK\$'000 港幣千元
US\$	美元	964,885	640,294
HK\$	港幣	4,503	6,883
RMB	人民幣	133,978	81,342
		1,103,366	728,519

(c) 於2021年3月31日，已計入本集團的貿易應收賬款為應收關連方款項約港幣8,272,000元(2020年：港幣3,090,000元)(附註31(c))。

(d) 減值及風險

本集團應用香港財務報告準則第9號簡化法計量預期信貸虧損，其就所有貿易應收賬款使用存續期預期虧損撥備。附註3.1提供有關計算預期信貸虧損及信貸風險的詳情。

於2021年3月31日及2020年3月31日本集團計提貿易應收賬款的減值虧損撥備變動如下：

		2021 2021年 HK\$'000 港幣千元	2020 2020年 HK\$'000 港幣千元
As at 1 April	於4月1日	9,623	3,442
Increase in loss allowance recognised in profit or loss during the year	年內於損益確認的虧損撥備增加	721	6,181
As at 31 March	於3月31日	10,344	9,623

NOTES TO THE CONSOLIDATED FINANCIAL STATEMENTS

綜合財務報表附註

20 DEPOSITS, PREPAYMENTS AND OTHER RECEIVABLES

20 按金、預付款項及其他應收款項

		2021 2021年 HK\$'000 港幣千元	2020 2020年 HK\$'000 港幣千元
Non-current portion			
	非流動部分		
Rental, utilities and other deposits	租金、公用服務及其他按金	5,346	5,591
Prepayments for purchase of property, plant and equipment	購買物業、廠房及設備的預付款項	87,733	20,219
Prepayments for right-of-use assets (leasehold land and land use rights)	使用權資產(租賃土地及土地使用權)的預付款項	16,495	–
Other prepayments	其他預付款項	1,681	660
		111,255	26,470
Current portion			
	流動部分		
Rental, utilities and other deposits	租金、公用服務及其他按金	4,909	3,282
Prepayment for materials	材料的預付款項	11,733	17,216
Other prepayments	其他預付款項	15,779	10,887
Other receivables	其他應收款項	15,694	11,656
		48,115	43,041
		159,370	69,511

The carrying amounts of deposits and other receivables approximate their fair values.

按金及其他應收款項的賬面值與其公平值相若。

Deposits, prepayments and other receivables do not contain impaired assets.

按金、預付款項及其他應收款項並不包括已減值資產。

NOTES TO THE CONSOLIDATED FINANCIAL STATEMENTS

綜合財務報表附註

20 DEPOSITS, PREPAYMENTS AND OTHER RECEIVABLES (Continued)

The maximum exposure to credit risk at the reporting date is the carrying value of each class of receivable mentioned above. The Group does not hold collateral as security.

The carrying amounts of deposits, prepayment and other receivables are denominated in the following currencies:

		2021 2021年 HK\$'000 港幣千元	2020 2020年 HK\$'000 港幣千元
US\$	美元	132	16,417
HK\$	港幣	36,055	28,044
RMB	人民幣	89,436	15,813
VND	越南盾	33,747	9,237
		159,370	69,511

21 CASH AND BANK BALANCES

(a) Cash and cash equivalents

		2021 2021年 HK\$'000 港幣千元	2020 2020年 HK\$'000 港幣千元
Cash at bank	銀行現金	827,308	586,696
Cash on hand	手頭現金	672	920
Cash and cash equivalents	現金及現金等價物	827,980	587,616

Note:

Cash and cash equivalents of HK\$218,939,000 (2020: HK\$175,021,000) and HK\$46,633,000 (2020: HK\$89,256,000) are held in the PRC and Vietnam, respectively as at 31 March 2021. They are subject to local exchange control regulations, which provide for restrictions on remitting capital from the country concerned, other than through normal dividends.

20 按金、預付款項及其他應收款項(續)

於報告日期須承擔的最大信貸風險為上文提及的各類應收款項的賬面值。本集團並無持有抵押品作為擔保。

按金、預付款項及其他應收款項的賬面值以下列貨幣計值：

21 現金及銀行結餘

(a) 現金及現金等價物

附註：

現金及現金等價物港幣218,939,000元(2020年：港幣175,021,000元)及港幣46,633,000元(2020年：港幣89,256,000元)分別於2021年3月31日於中國及越南持有。該等款項均受當地外匯管制條例規管，該等當地外匯管制條例規定從有關國家匯出資金的限制，而非對透過正當分紅進行限制。

NOTES TO THE CONSOLIDATED FINANCIAL STATEMENTS

綜合財務報表附註

21 CASH AND BANK BALANCES (Continued)

(b) Restricted bank deposits

As at 31 March 2021, restricted deposits of HK\$6,906,000 (2020: Nil) are held at bank as cash collateral for the purchase of certain property, plant and equipment.

The Group's cash and cash equivalents and restricted bank deposits are denominated in the following currencies:

		2021 2021年 HK\$'000 港幣千元	2020 2020年 HK\$'000 港幣千元
RMB	人民幣	224,393	175,220
HK\$	港幣	145,433	204,575
US\$	美元	414,787	176,463
VND	越南盾	42,816	31,143
EUR	歐元	7,451	190
Others	其他	6	25
		834,886	587,616

21 現金及銀行結餘(續)

(b) 受限制銀行存款

於2021年3月31日，於銀行持有受限制存款港幣6,906,000元(2020年：零)作為購買若干物業、廠房及設備的現金抵押品。

本集團的現金及現金等價物以及受限制銀行存款以下列貨幣計值：

22 SHARE CAPITAL

22 股本

		Number of shares 股份數目 (thousands) (千股)	Share capital 股本 HK\$'000 港幣千元
Authorised:	法定：		
Ordinary shares at US\$0.01 each	每股面值0.01美元的普通股		
As at 1 April 2019, 31 March 2020 and 2021	於2019年4月1日、2020年及 2021年3月31日	50,000,000	3,875,000
Issued and fully paid:	已發行及繳足：		
Ordinary shares at US\$0.01 each	每股面值0.01美元的普通股		
As at 1 April 2019, 31 March 2020 and 2021	於2019年4月1日、2020年及 2021年3月31日	1,224,250	95,247

NOTES TO THE CONSOLIDATED FINANCIAL STATEMENTS

綜合財務報表附註

23 RESERVES

23 儲備

		Share premium	Statutory surplus reserve (Note)	Trade receivables at FVOCI reserve	Insurance policy investments reserve	Exchange reserve	Retained earnings	Total
		股份溢價	法定盈餘儲備	按公平值計入其他全面收入的貿易應收賬款儲備	保單投資儲備	外匯儲備	保留盈利	總計
		HK\$'000	HK\$'000	HK\$'000	HK\$'000	HK\$'000	HK\$'000	HK\$'000
		港幣千元	港幣千元	港幣千元	港幣千元	港幣千元	港幣千元	港幣千元
As at 1 April 2019 as originally presented	於2019年4月1日 (原先呈列)	1,705,969	64,986	(1,146)	1,719	(100,625)	1,158,023	2,828,926
Change in accounting policy (HKFRS 16)	會計政策變動(香港財務報告準則第16號)	-	-	-	-	-	(2,836)	(2,836)
As at 1 April 2019 as restated	於2019年4月1日(經重列)	1,705,969	64,986	(1,146)	1,719	(100,625)	1,155,187	2,826,090
Profit for the year	年內溢利	-	-	-	-	-	289,953	289,953
Currency translation differences	貨幣換算差額	-	-	-	-	(203,332)	-	(203,332)
Fair value gain on insurance policy investments	保單投資的公平值收益	-	-	-	5,540	-	-	5,540
Fair value change on trade receivables carried at FVOCI	按公平值計入其他全面收入列賬的貿易應收賬款的公平值變動	-	-	(30,192)	-	-	-	(30,192)
Reclassification of trade receivables at FVOCI reserve to factoring interests and charges upon disposals	於出賣後將按公平值計入其他全面收入的貿易應收賬款儲備重新分類至保理利息及費用	-	-	30,181	-	-	-	30,181
Transfer to statutory reserve	轉撥至法定儲備	-	8,982	-	-	-	(8,982)	-
Dividends	股息	-	-	-	-	-	(95,492)	(95,492)
As at 31 March 2020	於2020年3月31日	1,705,969	73,968	(1,157)	7,259	(303,957)	1,340,666	2,822,748
Profit for the year	年內溢利	-	-	-	-	-	125,515	125,515
Currency translation differences	貨幣換算差額	-	-	-	-	66,633	-	66,633
Fair value gain on insurance policy investments	保單投資的公平值收益	-	-	-	8,377	-	-	8,377
Fair value change on trade receivables carried at FVOCI	按公平值計入其他全面收入列賬的貿易應收賬款的公平值變動	-	-	(16,506)	-	-	-	(16,506)
Reclassification of trade receivables at FVOCI reserve to factoring interests and charges upon disposals	於出賣後將按公平值計入其他全面收入的貿易應收賬款儲備重新分類至保理利息及費用	-	-	17,311	-	-	-	17,311
Transfer to statutory reserve	轉撥至法定儲備	-	6,067	-	-	-	(6,067)	-
Dividends	股息	-	-	-	-	-	(48,970)	(48,970)
As at 31 March 2021	於2021年3月31日	1,705,969	80,035	(352)	15,636	(237,324)	1,411,144	2,975,108

Note:

The balance mainly represents statutory surplus reserve. In accordance with articles of association of certain subsidiaries incorporated in the PRC, the subsidiaries are required to transfer 10% of the profit after taxation prepared in accordance with PRC accounting standards to the statutory reserve until the balance reaches 50% of the registered share capital. Such reserve can be used to reduce any losses incurred and to increase share capital.

附註：

結餘主要指法定盈餘儲備。根據於中國註冊成立的若干附屬公司的組織章程細則，附屬公司須根據中國會計準則編製的除稅後溢利10%轉撥至法定儲備，直至結餘達註冊股本的50%為止。該儲備可用作減少任何所產生的虧損及用以增加股本。

NOTES TO THE CONSOLIDATED FINANCIAL STATEMENTS

綜合財務報表附註

24 BORROWINGS

24 借款

		2021 2021年 HK\$'000 港幣千元	2020 2020年 HK\$'000 港幣千元
Bank borrowings	銀行借款		
Non-current	非流動	3,192,407	2,852,437
Current	流動	1,176,484	737,568
		4,368,891	3,590,005

Borrowings are analysed as follows:

借款分析如下：

		2021 2021年 HK\$'000 港幣千元	2020 2020年 HK\$'000 港幣千元
<i>Non-current</i>			
Portion of term loans due for repayment between 1 and 2 years	非流動 於1至2年到期償還的定期貸款部分	2,173,492	1,762,405
Portion of term loans due for repayment between 2 and 5 years	於2至5年到期償還的定期貸款部分	971,880	1,066,680
Portion of term loans due for repayment over 5 years	5年後到期償還的定期貸款部分	47,035	23,352
		3,192,407	2,852,437
<i>Current</i>			
Portion of term loans due for repayment within 1 year	流動 於1年內到期償還的定期貸款部分	645,001	419,411
Short-term bank loans	短期銀行貸款	531,483	318,157
		1,176,484	737,568
		4,368,891	3,590,005

As at 31 March 2021, bank borrowing of HK\$64,266,000 (2020: HK\$31,594,000) were secured by the Group's certain insurance policy investments of HK\$66,724,000 (2020: HK\$30,900,000). Other bank borrowings were secured by corporate guarantees given by the Company and certain subsidiaries of the Company.

於2021年3月31日，銀行借款港幣64,266,000元（2020年：港幣31,594,000元）由本集團若干保單投資港幣66,724,000元（2020年：港幣30,900,000元）作抵押。其他銀行借款由本公司及本公司若干附屬公司提供的公司擔保作抵押。

As at 31 March 2021, total undrawn trade and term loan facilities amounted to approximately HK\$2,390,910,000 (2020: HK\$2,371,090,000) and HK\$222,000 (2020: HK\$200,000,000), respectively.

於2021年3月31日，未提取貿易及定期貸款融資總額分別約為港幣2,390,910,000元（2020年：港幣2,371,090,000元）及港幣222,000元（2020年：港幣200,000,000元）。

NOTES TO THE CONSOLIDATED FINANCIAL STATEMENTS

綜合財務報表附註

24 BORROWINGS (Continued)

The carrying amounts of bank borrowings are denominated in the following currencies:

		2021 2021年 HK\$'000 港幣千元	2020 2020年 HK\$'000 港幣千元
HK\$	港幣	3,921,325	3,327,965
US\$	美元	447,566	262,040
		4,368,891	3,590,005

As at 31 March 2021, the Group's borrowings bore floating rates and the effective interest rate per annum was 2.1% (2020: 3.9%).

銀行借款的賬面值按以下貨幣計值：

於2021年3月31日，本集團的借款按浮動利率計息，而實際年利率為2.1%（2020年：3.9%）。

25 DEFERRED INCOME TAX

The net movement on the deferred income tax assets/(liabilities) is as follows:

		2021 2021年 HK\$'000 港幣千元	2020 2020年 HK\$'000 港幣千元
At beginning of the year	於年初	2,309	(5,927)
Adjustment on adoption of HKFRS 16	於採納香港財務報告準則第16號時的調整	-	782
(Charged)/credited to the consolidated income statement (Note 11)	(扣自)/計入綜合損益表(附註11)	(7,788)	7,631
Currency translation differences	貨幣換算差額	613	(177)
At end of the year	於年末	(4,866)	2,309

25 遞延所得稅

遞延所得稅資產/(負債)變動淨額如下：

NOTES TO THE CONSOLIDATED FINANCIAL STATEMENTS

綜合財務報表附註

25 DEFERRED INCOME TAX (Continued)

Deferred income tax assets and liabilities are offset when there is a legally enforceable right to offset current income tax recoverable against current income tax liabilities and when the deferred income tax assets and liabilities relate to income tax levied by the same taxation authority on either the taxable entity or different taxable entities where there is an intention to settle the balances on a net basis. The offset amounts are as follows:

		2021 2021年 HK\$'000 港幣千元	2020 2020年 HK\$'000 港幣千元
Deferred income tax assets	遞延所得稅資產	17,296	6,348
Deferred income tax liabilities	遞延所得稅負債	(22,162)	(4,039)
Deferred income tax (liabilities)/assets, net	遞延所得稅(負債)/資產淨額	(4,866)	2,309

Deferred income tax assets and liabilities are to be settled after more than 12 months.

The movements in gross deferred income tax assets and liabilities during the year without taking into consideration of the offsetting of balances within the same tax jurisdiction are as follows:

Deferred income tax liabilities:

		Accelerated tax depreciation 加速稅項折舊 HK\$'000 港幣千元
As at 1 April 2019	於2019年4月1日	5,927
Credited to the consolidated income statement	計入綜合損益表	(444)
As at 31 March 2020	於2020年3月31日	5,483
As at 1 April 2020	於2020年4月1日	5,483
Charged to the consolidated income statement	扣自綜合損益表	17,887
Currency translation differences	貨幣換算差額	(15)
As at 31 March 2021	於2021年3月31日	23,355

25 遞延所得稅(續)

當有法定可強制執行權利將可收回即期所得稅與即期所得稅負債抵銷及當遞延所得稅資產及負債與同一稅務機關就該應課稅實體或不同應課稅實體徵收的所得稅有關且有關實體擬按淨額基準結算結餘時，則抵銷遞延所得稅資產與負債。抵銷金額如下：

遞延所得稅資產及負債於超過12個月後償付。

年內，遞延所得稅資產及負債總額的變動(並未計及於同一稅收司法權區內將結餘抵銷)如下：

遞延所得稅負債：

NOTES TO THE CONSOLIDATED FINANCIAL STATEMENTS

綜合財務報表附註

25 DEFERRED INCOME TAX (Continued)

25 遞延所得稅(續)

Deferred income tax assets:

遞延所得稅資產：

		Loss allowance of trade receivables 貿易應收賬款虧損撥備 HK\$'000 港幣千元	Lease liabilities 租賃負債 HK\$'000 港幣千元	Tax losses 稅項虧損 HK\$'000 港幣千元	Total 總計 HK\$'000 港幣千元
As at 1 April 2019	於2019年4月1日	-	-	-	-
Adjustment on adoption of HKFRS 16	於採納香港財務報告準則第16號時的調整	-	782	-	782
Credited to the consolidated income statement	計入綜合損益表	1,409	158	5,620	7,187
Currency translation differences	貨幣換算差額	-	-	(177)	(177)
As at 31 March 2020	於2020年3月31日	1,409	940	5,443	7,792
As at 1 April 2020 (Charged)/credited to the consolidated income statement	於2020年4月1日(扣自)/計入綜合損益表	1,409	940	5,443	7,792
Currency translation differences	貨幣換算差額	(215)	(351)	10,665	10,099
		-	-	598	598
As at 31 March 2021	於2021年3月31日	1,194	589	16,706	18,489

Deferred income tax assets are recognised for tax loss carry-forwards to the extent that the realisation of the related tax benefit through future taxable profits is probable. The Group did not recognise deferred income tax assets of HK\$11,256,000 (2020: HK\$2,139,000) in respect of losses amounting to HK\$68,221,000 (2020: HK\$12,963,000) that can be carried forward against future taxable income indefinitely.

As at 31 March 2021, deferred income tax liabilities of approximately HK\$31,823,000 (2020: HK\$30,184,000) have not been provided for the withholding taxation that would be payable on the unremitted earnings of subsidiaries in the PRC of approximately HK\$636,457,000 (2020: HK\$603,675,000), as the directors considered that the timing of the reversal of the related temporary differences can be controlled and the related temporary difference will not be reversed and will not be taxable in the foreseeable future.

就可能透過未來應課稅溢利變現有關稅項利益而言，則會就結轉稅項虧損確認遞延所得稅資產。本集團並無就可無限期結轉以抵銷未來應課稅收入虧損港幣68,221,000元(2020年：港幣12,963,000元)確認遞延所得稅資產港幣11,256,000元(2020年：港幣2,139,000元)。

於2021年3月31日，由於董事認為撥回相關暫時性差異的時間可予控制及相關暫時性差異將不會於可見將來撥回且不會課稅，遞延所得稅負債約港幣31,823,000元(2020年：港幣30,184,000元)並未就中國附屬公司未匯出盈利應付預扣稅約港幣636,457,000元(2020年：港幣603,675,000元)作出撥備。

NOTES TO THE CONSOLIDATED FINANCIAL STATEMENTS

綜合財務報表附註

26 TRADE PAYABLES

As at 31 March, the ageing analysis of trade payables based on invoice date were as follows:

		2021 2021年 HK\$'000 港幣千元	2020 2020年 HK\$'000 港幣千元
0–30 days	0至30日	208,148	210,788
31–60 days	31至60日	157,668	120,384
61–90 days	61至90日	39,950	39,769
Over 90 days	超過90日	18,992	14,359
		424,758	385,300

As at 31 March, the carrying amounts of trade payables are denominated in the following currencies:

		2021 2021年 HK\$'000 港幣千元	2020 2020年 HK\$'000 港幣千元
HK\$	港幣	54,397	49,705
US\$	美元	212,497	169,875
RMB	人民幣	40,906	41,247
VND	越南盾	101,684	114,817
EUR	歐元	14,133	9,650
Others	其他	1,141	6
		424,758	385,300

The carrying amounts of trade payables approximate their fair values.

26 貿易應付賬款

於3月31日，貿易應付賬款按發票日期計算的賬齡分析如下：

於3月31日，貿易應付賬款的賬面值以下列貨幣計值：

貿易應付賬款的賬面值與其公平值相若。

NOTES TO THE CONSOLIDATED FINANCIAL STATEMENTS

綜合財務報表附註

27 ACCRUALS AND OTHER PAYABLES

27 應計費用及其他應付款項

		2021 2021年 HK\$'000 港幣千元	2020 2020年 HK\$'000 港幣千元
Non-current portion			
	非即期部分		
Deposits	按金	1,479	1,487
Other payables	其他應付款項	22,676	11,305
		24,155	12,792
Current portion			
	即期部分		
Accruals for wages, salaries, staff welfare and other related costs	工資、薪金、員工福利及其他相關成本的應計費用	217,708	161,797
Payable for factory rent	廠房租金應付款項	5,818	1,637
Payable for purchase of property, plant and equipment	購買物業、廠房及設備應付款項	31,772	72,576
Payable for construction in progress	在建工程應付款項	294,954	341,561
Other payables	其他應付款項	52,321	43,631
Accrued utilities expenses	應計公用服務開支	21,080	13,857
Accrued factory overheads and operating expenses	應計工廠間接費用及經營開支	47,614	20,647
		671,267	655,706
		695,422	668,498

The carrying amounts of accruals and other payables are denominated in the following currencies:

應計費用及其他應付款項的賬面值以下列貨幣計值：

		2021 2021年 HK\$'000 港幣千元	2020 2020年 HK\$'000 港幣千元
HK\$	港幣	60,844	71,069
RMB	人民幣	108,316	84,911
US\$	美元	36,123	31,696
VND	越南盾	486,632	477,183
JPY	日圓	3,507	3,639
		695,422	668,498

The carrying amounts of accruals and other payables approximate their fair values.

應計費用及其他應付款項的賬面值與其公平值相若。

NOTES TO THE CONSOLIDATED FINANCIAL STATEMENTS

綜合財務報表附註

28 DIVIDENDS

28 股息

		2021 2021年 HK\$'000 港幣千元	2020 2020年 HK\$'000 港幣千元
Interim dividend, paid of HK Nil cents (2020: HK3.8 cents) per ordinary share	已付中期股息每股普通股零港仙(2020年：3.8港仙)	-	46,522
Final dividend, proposed, of HK3.3 cents (2020: HK4.0 cents) per ordinary share (Note)	建議末期股息每股普通股3.3港仙(2020年：4.0港仙)(附註)	40,400	48,970
Special dividend, proposed, of HK1.5 cents (2020: Nil) per ordinary share (Note)	建議特別股息每股普通股1.5港仙(2020年：零)(附註)	18,364	-
		58,764	95,492

Note:

At a meeting held on 30 June 2021, a final dividend of HK3.3 cents (2020: HK4.0 cents) per ordinary share and a special dividend of HK1.5 cents (2020: Nil) per ordinary share of the Company, totalling approximately HK\$58,764,000 (2020: HK\$48,970,000) for the year ended 31 March 2021 are proposed. These consolidated financial statements do not reflect these dividend payables.

附註：

於2021年6月30日舉行的會議上，建議派付截至2021年3月31日止年度本公司的末期股息每股普通股3.3港仙(2020年：4.0港仙)及特別股息每股普通股1.5港仙(2020年：零)，合共約為港幣58,764,000元(2020年：港幣48,970,000元)。該等綜合財務報表內並無反映該等應付股息。

NOTES TO THE CONSOLIDATED FINANCIAL STATEMENTS

綜合財務報表附註

29 CASH GENERATED FROM OPERATIONS

29 經營業務所得現金

(a) Reconciliation of profit before income tax to net cash generated from operations

(a) 除所得稅前溢利與經營業務所得現金淨額的對賬

		2021	2020
		2021年	2020年
		HK\$'000	HK\$'000
		港幣千元	港幣千元
Profit before income tax	除所得稅前溢利	146,700	313,102
Adjustments for:	經調整：		
Amortisation of intangible assets	無形資產攤銷	9,887	9,273
Depreciation of property, plant and equipment	物業、廠房及設備折舊	446,881	401,035
Depreciation of right-of-use assets	使用權資產折舊	95,395	85,797
Loss/(gain) on disposal of property, plant and equipment, net	出售物業、廠房及設備虧損/(收益)淨額	1,857	(641)
Loss on write-off of fixed assets	固定資產撇銷虧損	9,640	-
Gain on modification and disposal of right-of-use assets (Buildings)	變更及出售使用權資產(樓宇)的收益	(1,622)	(1,008)
Gain on disposal of right-of-use assets (Leasehold land and land use rights)	出售使用權資產(租賃土地及土地使用權)的收益	(691)	-
Share of net profit of an associate accounted for using the equity method	使用權益法入賬的應佔一間聯營公司純利	(2,515)	-
Loss allowance of trade receivables	貿易應收賬款虧損撥備	721	6,181
Gain on disposal of insurance policy investments	出售保單投資收益	-	(80)
Finance income	財務收入	(1,826)	(2,281)
Finance costs	財務成本	123,556	162,819
		827,983	974,197
Changes in working capital:	營運資金變動：		
Inventories	存貨	(131,193)	(242,172)
Trade receivables	貿易應收賬款	(365,503)	82,432
Deposits, prepayments and other receivables	按金、預付款項及其他應收款項	(4,276)	(3,750)
Trade payables	貿易應付賬款	36,654	2,205
Accruals and other payables	應計費用及其他應付款項	96,181	(33,150)
Cash generated from operations	經營業務所得現金	459,846	779,762

NOTES TO THE CONSOLIDATED FINANCIAL STATEMENTS

綜合財務報表附註

29 CASH GENERATED FROM OPERATIONS

(Continued)

(b) Proceeds from disposal of property, plant and equipment

In the consolidated statement of cash flows, proceeds from disposal of property, plant and equipment comprise:

		2021 2021年 HK\$'000 港幣千元	2020 2020年 HK\$'000 港幣千元
Net book amount of property, plant and equipment disposed and written-off (Note 13)	已出售及撇銷物業、廠房及設備的賬面淨值(附註13)	13,853	1,740
(Loss)/gain on disposal of property, plant and equipment, net (Note 7)	出售物業、廠房及設備(虧損)/收益淨額(附註7)	(1,857)	641
Write-off of fixed assets (Note 7)	固定資產撇銷(附註7)	(9,640)	-
Proceeds from disposal of property, plant and equipment		2,356	2,381

29 經營業務所得現金(續)

(b) 出售物業、廠房及設備的所得款項

於綜合現金流量表中，出售物業、廠房及設備的所得款項包括：

(c) Net debt reconciliation

(c) 淨債務對賬

		2021 2021年 HK\$'000 港幣千元	2020 2020年 HK\$'000 港幣千元
Cash and cash equivalents	現金及現金等價物	827,980	587,616
Lease liabilities – buildings	租賃負債－樓宇	(129,544)	(132,671)
Lease liabilities – equipment	租賃負債－設備	(13,600)	-
Bank borrowings with variable interest rates	按浮動利率計息的銀行借款	(4,368,891)	(3,590,005)
Net debt	淨債務	(3,684,055)	(3,135,060)

NOTES TO THE CONSOLIDATED FINANCIAL STATEMENTS

綜合財務報表附註

29 CASH GENERATED FROM OPERATIONS

(Continued)

(c) Net debt reconciliation (Continued)

29 經營業務所得現金(續)

(c) 淨債務對賬(續)

		Other assets – cash and cash equivalents 其他資產 – 現金及 現金等價物 HK\$'000 港幣千元	Lease liabilities – buildings 租賃 負債 – 樓宇 HK\$'000 港幣千元	Lease liabilities – equipment 租賃 負債 – 設備 HK\$'000 港幣千元	Bank borrowings 銀行借款 HK\$'000 港幣千元
Net debt as at 31 March 2019	於2019年3月31日的淨債務	466,436	–	–	(3,024,098)
Recognised on adoption of HKFRS 16	於採納香港財務報告準則 第16號時已確認	–	(201,122)	–	–
Net debt as at 1 April 2019	於2019年4月1日的淨債務	466,436	(201,122)	–	(3,024,098)
Cash flows	現金流量	135,181	73,805	–	(565,907)
Lease additions	租賃添置	–	(10,456)	–	–
Lease disposals	租賃出售	–	3,986	–	–
Foreign exchange adjustment	外匯調整	(14,001)	1,116	–	–
Net debt as at 31 March 2020	於2020年3月31日的淨債務	587,616	(132,671)	–	(3,590,005)
Cash flows	現金流量	228,760	92,678	88	(778,886)
Lease additions	租賃添置	–	(80,889)	(13,699)	–
Lease disposals	租賃出售	–	140	–	–
Lease modification	租賃變更	–	1,597	–	–
Foreign exchange adjustment	外匯調整	11,604	(10,399)	11	–
Net debt as at 31 March 2021	於2021年3月31日的淨債務	827,980	(129,544)	(13,600)	(4,368,891)

NOTES TO THE CONSOLIDATED FINANCIAL STATEMENTS

綜合財務報表附註

30 COMMITMENTS

Capital commitments

		2021 2021年 HK\$'000 港幣千元	2020 2020年 HK\$'000 港幣千元
Contracted but not provided for Property, plant and equipment and right-of-use assets	已訂約但未作撥備 物業、廠房及設備以及 使用權資產	683,235	341,540

30 承擔

資本承擔

31 RELATED PARTY TRANSACTIONS

Parties are considered to be related if one party has the ability, directly or indirectly, to control the other party or exercise significant influence over the other party in making financial and operating decisions. Parties are also considered to be related if they are subject to common control or under control of the close family members of the Group's controlling shareholder.

Regent Marvel Investment Holdings Limited (incorporated in the British Virgin Islands) owns 57.83% of the Company's shares as at 31 March 2021 and is wholly owned and controlled by Mr. Hung Yau Lit. In addition, Mr. Hung Yau Lit directly holds 15.36% of the Company's shares as at 31 March 2021. The remaining shares are widely held. The ultimate controlling party of the Group is Mr. Hung Yau Lit.

31 關連方交易

倘一方有能力直接或間接控制另一方或對另一方所作財務及營運決策具有重大影響力，則雙方均被視為有關連。倘所涉各方受共同控制或受本集團控股股東的近親成員控制，則亦被視為有關連。

於2021年3月31日，Regent Marvel Investment Holdings Limited（於英屬處女群島註冊成立）擁有本公司57.83%股份，並由洪游歷先生全資擁有及控制。此外，於2021年3月31日，洪游歷先生直接持有本公司15.36%股份。餘下股份則由多方持有。本集團最終控股方為洪游歷先生。

Name of related parties

關連方名稱

Le Ying Trading (Hong Kong) Limited
樂盈貿易(香港)有限公司
Red Star Shun Cheong Shoulder Pad Factory
(Shenzhen) Limited
紅星信昌膊棉廠(深圳)有限公司
Float Limited

Relationship with the Company

與本公司的關係

Common controlling shareholder
共同控股股東
Common controlling shareholder
共同控股股東

Under control of a close family member of
the of the controlling shareholder
受控股股東的近親成員控制

NOTES TO THE CONSOLIDATED FINANCIAL STATEMENTS

綜合財務報表附註

31 RELATED PARTY TRANSACTIONS (Continued)

(a) In addition to those disclosed elsewhere in the financial statements, the Group has the following transactions with related parties:

		2021 2021年 HK\$'000 港幣千元	2020 2020年 HK\$'000 港幣千元
Sales of goods to related parties	銷售貨物予關連方		
– Le Ying Trading (Hong Kong) Limited (Note)	– 樂盈貿易(香港)有限公司(附註)	27,031	12,569
– Float Limited	– Float Limited	498	–
		27,529	12,569
Rental expense paid to a related party	向關連方支付的租金開支		
– Red Star Shun Cheong Shoulder Pad Factory (Shenzhen) Limited (Note)	– 紅星信昌膊棉廠(深圳)有限公司(附註)	–	15,665
Addition of right-of-use assets	添置使用權資產		
– Red Star Shun Cheong Shoulder Pad Factory (Shenzhen) Limited (Note)	– 紅星信昌膊棉廠(深圳)有限公司(附註)	47,813	–

Note:

The pricing of these transactions was determined based on mutual negotiation and agreement between the Group and the related parties.

31 關連方交易(續)

(a) 除在財務報表其他章節所披露者外，本集團與關連方進行下列交易：

附註：

此等交易的定價乃按本集團與關連方相互磋商及協議釐定。

NOTES TO THE CONSOLIDATED FINANCIAL STATEMENTS

綜合財務報表附註

31 RELATED PARTY TRANSACTIONS (Continued)

31 關連方交易(續)

(b) Key management compensation

(b) 主要管理層薪酬

		2021 2021年 HK\$'000 港幣千元	2020 2020年 HK\$'000 港幣千元
Wages, salaries, bonus and allowances	工資、薪金、花紅及津貼	27,511	31,719
Retirement benefits costs	退休福利成本		
– defined contribution scheme	– 定額供款計劃	341	389
		27,852	32,108

(c) Year-end balances with related parties

(c) 與關連方的年末結餘

		2021 2021年 HK\$'000 港幣千元	2020 2020年 HK\$'000 港幣千元
Trade receivables from:	貿易應收賬款：		
– Le Ying Trading (Hong Kong) Limited (Note)	– 樂盈貿易(香港)有限公司(附註)	8,167	3,090
– Float Limited (Note)	– Float Limited(附註)	105	–
		8,272	3,090

Note: The trade receivables due from related parties are unsecured, interest-free and with credit terms of 90 days.

附註：應收關連方的貿易應收賬款為無抵押、免息及信貸期為90日。

NOTES TO THE CONSOLIDATED FINANCIAL STATEMENTS

綜合財務報表附註

32 FINANCIAL INSTRUMENTS BY CATEGORY

32 按類別分類的金融工具

As at 31 March, the Group held the following financial instruments:

於3月31日，本集團持有下列金融工具：

			2021 2021年 HK\$'000 港幣千元	2020 2020年 HK\$'000 港幣千元
		Notes 附註		
Financial assets	金融資產			
Financial assets carried at FVOCI	按公平值計入其他全面收入列賬的金融資產			
– Trade receivables	– 貿易應收賬款	19	252,946	403,817
Financial assets carried at amortised cost	按攤銷成本列賬的金融資產			
– Trade receivables	– 貿易應收賬款	19	840,076	315,079
– Deposits and other receivables	– 按金及其他應收款項	20	25,970	20,529
– Restricted bank deposits	– 受限制銀行存款	21	6,906	–
– Cash and cash equivalents	– 現金及現金等價物	21	827,980	587,616
			1,953,878	1,327,041
Financial liabilities	金融負債			
Financial liabilities at amortised cost	按攤銷成本計量的金融負債			
– Borrowings	– 借款	24	4,368,891	3,590,005
– Trade payables	– 貿易應付賬款	26	424,758	385,300
– Accruals and other payables	– 應計費用及其他應付款項	27	481,597	494,153
– Lease liabilities	– 租賃負債	14	146,763	162,830
			5,422,009	4,632,288

The Group's exposure to various risks associated with the financial instruments is discussed in Note 3.2. The maximum exposure to credit risk at the end of the reporting period is the carrying amount of each class of financial assets mentioned above.

本集團須承擔與金融工具相關的多項風險於附註3.2中討論。於報告期末須承擔的最大信貸風險為上述各類金融資產的賬面值。

NOTES TO THE CONSOLIDATED FINANCIAL STATEMENTS

綜合財務報表附註

33 BALANCE SHEET AND RESERVE MOVEMENT OF THE COMPANY

33 本公司資產負債表及儲備變動

Balance sheet of the Company

本公司資產負債表

		2021 2021年 HK\$'000 港幣千元	2020 2020年 HK\$'000 港幣千元
		Note 附註	
ASSETS	資產		
Non-current asset	非流動資產		
Interest in a subsidiary	於一間附屬公司的權益	510,724	510,724
<hr/>			
Current assets	流動資產		
Deposits, prepayments and other receivables	按金、預付款項及其他應收款項	299	182
Amounts due from subsidiaries	應收附屬公司款項	1,357,618	1,346,760
Cash and cash equivalents	現金及現金等價物	294	330
		1,358,211	1,347,272
<hr/>			
Total assets	資產總值	1,868,935	1,857,996
<hr/>			
EQUITY	權益		
Equity attributable to owners of the Company	本公司擁有人應佔權益		
Share capital	股本	95,247	95,247
Reserves	儲備 (a)	1,771,968	1,760,633
Total equity		1,867,215	1,855,880
<hr/>			
LIABILITIES	負債		
Current liabilities	流動負債		
Accruals and other payables	應計費用及其他應付款項	1,618	2,021
Current income tax liabilities	即期所得稅負債	102	95
		1,720	2,116
<hr/>			
Total liabilities	負債總額	1,720	2,116
<hr/>			
Total equity and liabilities	權益及負債總額	1,868,935	1,857,996

NOTES TO THE CONSOLIDATED FINANCIAL STATEMENTS

綜合財務報表附註

33 BALANCE SHEET AND RESERVE MOVEMENT OF THE COMPANY (Continued)

33 本公司資產負債表及儲備變動(續)

(a) Reserve movement of the Company

(a) 本公司儲備變動

		Share premium (Note) 股份溢價 (附註) HK\$'000 港幣千元	Retained earnings 保留盈利 HK\$'000 港幣千元	Total 總計 HK\$'000 港幣千元
As at 31 March 2019	於2019年3月31日	1,705,969	49,811	1,755,780
Profit for the year	年內溢利	–	100,345	100,345
Dividends (Note 28)	股息(附註28)	–	(95,492)	(95,492)
As at 31 March 2020	於2020年3月31日	1,705,969	54,664	1,760,633
Profit for the year	年內溢利	–	60,305	60,305
Dividends (Note 28)	股息(附註28)	–	(48,970)	(48,970)
As at 31 March 2021	於2021年3月31日	1,705,969	65,999	1,771,968

Note:

The share premium of the Company is available for distribution to the shareholders of the Company, provided that immediately following the date on which the dividend is proposed to be distributed the Company will be in a position to pay off its debts as and when they fall due in the ordinary course of business.

附註：

本公司股份溢價可向其股東作出分派，前提為於緊隨建議分派股息日期後，本公司可償還日常業務過程中到期的債務。

NOTES TO THE CONSOLIDATED FINANCIAL STATEMENTS

綜合財務報表附註

34 BENEFITS AND INTERESTS OF DIRECTORS

34 董事利益及權益

The remuneration of every director and the chief executive for the year ended 31 March 2021 is set out below:

截至2021年3月31日止年度每名董事及高級行政人員的薪酬載列如下：

		Emoluments paid or receivable in respect of a person's services as a director, whether of the Company or its subsidiary undertaking 就有關人士擔任董事(不論為本公司或其附屬公司業務)已付或應收的酬金					Employer's contribution to retirement schemes 僱主退休 計劃供款	Total
Name of Director		Fees	Salaries	Discretionary bonuses	Housing allowances			
董事姓名		袍金	薪資	酌情花紅	房屋津貼	計劃供款	總計	
		HK\$'000	HK\$'000	HK\$'000	HK\$'000	HK\$'000	HK\$'000	
		港幣千元	港幣千元	港幣千元	港幣千元	港幣千元	港幣千元	
Executive directors	執行董事							
Hung Yau Lit (also known as YY Hung) (Chief Executive Officer)	洪游歷(又名洪游奕) (首席執行官)	-	8,260	-	-	54	8,314	
Yiu Kar Chun Antony	姚嘉駿	-	2,842	-	-	36	2,878	
Sze Shui Ling	施穗玲	-	2,165	-	-	36	2,201	
Liu Zhenqiang	劉震強	-	2,858	-	-	29	2,887	
Chen Zhiping	陳志平	-	2,224	-	-	29	2,253	
Independent non-executive directors	獨立非執行董事							
Or Ching Fai	柯清輝	359	-	-	-	-	359	
Tam Lai Man	譚麗文	302	-	-	-	-	302	
To Wong Wing Yue Annie	陶王永愉	302	-	-	-	-	302	
		963	18,349	-	-	184	19,496	

NOTES TO THE CONSOLIDATED FINANCIAL STATEMENTS

綜合財務報表附註

34 BENEFITS AND INTERESTS OF DIRECTORS

(Continued)

The remuneration of every director and the chief executive for the year ended 31 March 2020 is set out below:

34 董事利益及權益(續)

截至2020年3月31日止年度每名董事及高級行政人員的薪酬載列如下：

		Emoluments paid or receivable in respect of a person's services as a director, whether of the Company or its subsidiary undertaking 就有關人士擔任董事(不論為本公司或其附屬公司業務)已付或應收的酬金					Total
Name of Director		Fees	Salaries	Discretionary bonuses	Housing allowances	Employer's contribution to retirement schemes	
董事姓名		袍金	薪資	酌情花紅	房屋津貼	僱主退休計劃供款	總計
		HK\$'000	HK\$'000	HK\$'000	HK\$'000	HK\$'000	HK\$'000
		港幣千元	港幣千元	港幣千元	港幣千元	港幣千元	港幣千元
Executive directors		執行董事					
Hung Yau Lit (also known as YY Hung) (Chief Executive Officer)	洪游歷(又名洪游奕) (首席執行官)	-	9,100	-	-	54	9,154
Yiu Kar Chun Antony	姚嘉駿	-	3,130	315	-	36	3,481
Sze Shui Ling	施穗玲	-	2,384	287	-	36	2,707
Liu Zhenqiang	劉震強	-	3,136	315	-	38	3,489
Chen Zhiping	陳志平	-	2,437	289	-	38	2,764
Independent non-executive directors		獨立非執行董事					
Or Ching Fai	柯清輝	399	-	120	-	-	519
Tam Lai Man	譚麗文	336	-	80	-	-	416
To Wong Wing Yue Annie	陶王永愉	336	-	80	-	-	416
		1,071	20,187	1,486	-	202	22,946

NOTES TO THE CONSOLIDATED FINANCIAL STATEMENTS

綜合財務報表附註

34 BENEFITS AND INTERESTS OF DIRECTORS

(Continued)

No remunerations were paid or receivable in respect of accepting office as directors during the year ended 31 March 2021 (2020: Nil).

No directors waived any emoluments during the year ended 31 March 2021 (2020: Nil).

No emoluments were paid or receivable in respect of directors' other services in connection with the management of affairs of the Company or its subsidiary undertaking during the year ended 31 March 2021 (2020: Nil). No consideration was provided to or receivable by third parties for making available directors' services (2020: Nil).

There are no loans, quasi-loans or other dealings in favour of the directors, their controlled bodies corporate and connected entities (2020: Nil).

During the year ended 31 March 2021, none of the directors received or will receive any retirement benefits or termination benefits during the financial year (2020: Nil).

Except disclosed elsewhere in the financial statements, no director of the Company had a material interest, directly or indirectly, in any significant transactions, arrangements and contracts in relation to the Company's business to which the Company was or is a party that subsisted at the end of the year or at any time during the year (2020: Nil).

34 董事利益及權益(續)

截至2021年3月31日止年度，概無就接納董事職務已付或應收任何薪酬(2020年：無)。

截至2021年3月31日止年度，概無董事放棄任何酬金(2020年：無)。

截至2021年3月31日止年度，概無就董事提供與本公司或其附屬公司業務事務管理有關的其他服務已付或應收任何酬金(2020年：無)。概無就獲提供董事服務而給予第三方或第三方就提供董事服務而應收取的代價(2020年：無)。

概無以董事、彼等的受控制法人團體及關連實體為受益人的貸款、類似貸款或其他買賣(2020年：無)。

截至2021年3月31日止年度，概無董事於本財政年度收取或將收取任何退休福利或離職福利(2020年：無)。

除於財務報表其他章節所披露者外，本公司董事概無於本公司就其業務所訂立而於年末或年內任何時間仍然存續的任何重大交易、安排及合約中直接或間接擁有重大權益(2020年：無)。

FINANCIAL INFORMATION SUMMARY

財務資料概要

A summary of the published results, assets and liabilities of the Group for the last five financial years, prepared on the basis as set out herein, is set out below:

本集團按本報告所載基準編製的過往五個財政年度的已刊發業績、資產及負債概要載列如下：

		Year ended 31 March 截至3月31日止年度				
		2021 2021年 HK\$'000 港幣千元	2020 2020年 HK\$'000 港幣千元	2019 2019年 HK\$'000 港幣千元	2018 2018年 HK\$'000 港幣千元	2017 2017年 HK\$'000 港幣千元
Results	業績					
Revenue	收入	5,974,290	6,341,010	6,263,280	5,868,048	4,676,937
Gross profit	毛利	1,237,953	1,440,731	1,341,945	1,233,923	915,825
Profit attributable to owner of the Company	本公司擁有人應佔溢利	125,515	289,953	282,438	240,188	97,635
Adjusted net profit for the year ^{(1)&(2)}	年內經調整純利 ^{(1)&(2)}	175,253	289,953	282,438	240,188	98,005
Gross profit margin (%)	毛利率(%)	20.7%	22.7%	21.4%	21.0%	19.6%
Net profit margin (%)	純利率(%)	2.1%	4.6%	4.5%	4.1%	2.1%
Adjusted net profit margin (%) ^{(1)&(2)}	經調整純利率(%) ^{(1)&(2)}	2.9%	4.6%	4.5%	4.1%	2.1%
Assets and liabilities	資產及負債					
Total assets	資產總值	8,737,036	7,735,028	6,954,505	6,024,210	4,949,937
Total liabilities	負債總額	(5,666,681)	(4,817,033)	(4,030,332)	(3,154,628)	(2,329,845)
Total equity	權益總額	3,070,355	2,917,995	2,924,173	2,869,582	2,620,092

Notes:

- (1) Adjusted net profit for the year is derived by adding restructuring costs and losses on derivative financial instruments (net of tax impact) on the net profit for the year.
- (2) This non-GAAP financial data is a supplemental financial measure that is not required by, or presented in accordance with HKFRSs and is therefore referred to as a "non-GAAP" financial measure. It is not a measurement of the Group's financial performance under HKFRSs and should not be considered as an alternative to profit from operations or any other performance measures derived in accordance with HKFRSs or as an alternative to cash flows from operating activities or as a measure of the Group's liquidity.

附註：

- (1) 年內經調整純利乃透過於年內純利加入重組成本及衍生金融工具虧損(扣除稅務影響)計算得出。
- (2) 此非公認會計原則的財務數據為補充財務衡量指標，香港財務報告準則並無要求，亦毋須按照香港財務報告準則呈列，因此，這些資料屬「非公認會計原則」的財務衡量指標。此亦非按照香港財務報告準則衡量本集團財務表現的方法，不應視作按照香港財務報告準則產生的經營溢利或衡量任何其他表現的替代指標，或經營活動現金流量的替代指標或衡量本集團流動資金的指標。

維 珍 妮 國 際 (控 股) 有 限 公 司
Regina Miracle International (Holdings) Limited